

Directions to New Tokyo CCIE Lab

PLEASE ALLOCATE SUFFICIENT TIME TO LOCATE THE NEW TOKYO CCIE LAB. If this is your first time visiting the new Tokyo CCIE Lab it is **STRONGLY RECOMMENDED** that you check the test location **at least one day before** taking your CCIE Lab examination.

Starting April 12, 2012, Tokyo CCIE Lab will be operating at:

Midtown Tower, 21st Floor

9-7-1 Akasaka

Minato-ku

Tokyo 107-6227

Japan



For directions on how to reach Midtown Tower, please consult the URL

http://www.tokyo-midtown.com/en/maps_directions/ for details.

Please note that on the day of the exam you **MUST** arrive at Midtown Tower's 21st floor **NO LATER THAN 8:30 A.M. Tokyo time**. If you are late then you must wait until 9:00 A.M. for Cisco receptionist to contact the CCIE examination proctor to admit you into the examination lab.

The remainder of this document is an example of how to reach Midtown Tower's 21st floor after arriving Tokyo Subway Roppongi station using Tokyo Toei Subway's Oedo Line. For information on Tokyo Toei Subway please consult the URL

<http://www.kotsu.metro.tokyo.jp/eng/index.html> for details.

After arriving at Tokyo Toei Subway Oedo Line's Roppongi station, go to exit 8 – "Tokyo Midtown":



After approximately 5 minutes, you should reach the subway exit. Insert your ticket to exit the station, and proceed to Exit 8 – “for Tokyo Midtown”:




Here is Exit 8 – “for Tokyo Midtown”. Proceed to enter Tokyo Midtown:




Please take this escalator:




When you reached the end of the escalator, turn right as shown in the photo below:



You should see the direction sign as shown in the photo below. Walk in the direction of “Midtown Tower” all the way until you reach the entrance of Midtown Tower:




You should see the entrance to Midtown Tower:




After you enter Midtown Tower, turn left and take the escalator to the Main Lobby on the first floor (1F):



After you reached the end of the escalator, walk in the direction shown in the photo below:



You should see the sign that says "S1". Please walk towards that sign:



When you reach the “S1” sign, please go through the glass door behind this sign and take the elevator to the 21st floor:



NOTE: If you are taking the examination on a weekend or national holiday, you will **NOT** be able to go through this glass door. Please wait at this “S1” sign, and the proctor will arrive here precisely at 8:30 A.M.

This is what you will see when you reach the 21st floor. Please wait at the location indicated in the photo below **NO LATER THAN 8:30 ON THE DAY OF THE EXAM.** The CCIE proctor will arrive precisely at 8:30 A.M. to check your photo identification. After verify your identity the CCIE proctor will provide you with a ticket so you can go through an access control gate that leads to the CCIE Examination Lab:



WARNING !!! If you arrive 21st floor on the day of the exam **after 8:30 A.M.** then **YOU ARE LATE**, and you have wait until 9:00 A.M. for Cisco receptionist to arrive and contact the CCIE proctor to admit you into the examination lab.