

Solutions Products Ordering Support Partners Training Corporate

Tech Notes

Voice Over IP - Per Call Bandwidth Consumption

[TAC Notice: What's Changing on TAC Web](#)

Interactive: This document offers customized voice bandwidth calculations with the [TAC Voice Bandwidth Codec Calculator](#) ([registered](#) customers only) tool.

Contents

[Introduction](#)

[Prerequisites](#)

[Requirements](#)

[Components Used](#)

[Conventions](#)

[VoIP – Per Call Bandwidth](#)

[Explanation of Terms](#)

[Bandwidth Calculation Formulas](#)

[Sample Calculation](#)

[Configuring Voice Payload Sizes in Cisco CallManager and IOS](#)

[Gateways](#)

[Impact of Changing Voice Payload Sizes](#)

[Voice Activity Detection](#)

[RTP Header-Compression or Compressed RTP \(cRTP\)](#)

[Heuristics for Compression](#)

[NetPro Discussion Forums - Featured Conversations](#)

[Related Information](#)

Help us help you.

Please rate this document.

Excellent

Good

Average

Fair

Poor

This document solved my problem.

Yes

No

Just browsing

Suggestions for improvement:

(256 character limit)

Introduction

One of the most important factors to consider when you build packet voice networks is proper capacity planning. Within capacity planning, bandwidth calculation is an important factor to consider when designing and troubleshooting packet voice networks for good voice quality.

This document explains voice codec bandwidth calculations and features to modify or conserve bandwidth when Voice over IP (VoIP) is used.

Note: As a complement to this document, we recommend the [TAC Voice Bandwidth Codec Calculator](#) ([registered](#) customers only) tool. This tool provides information on how to calculate the bandwidth required

for packet voice calls.

Prerequisites

Requirements

There are no specific requirements for this document.

Components Used

This document is not restricted to specific software and hardware versions.

Conventions

For more information on document conventions, refer to the [Cisco Technical Tips Conventions](#).

VoIP – Per Call Bandwidth

The following protocol header assumptions are used for the calculations:

- 40 bytes for IP (20 bytes) / User Datagram Protocol (UDP) (8 bytes) / Real-Time Transport Protocol (RTP) (12 bytes) headers.
- Compressed Real-Time Protocol (cRTP) reduces the IP/UDP/RTP headers to 2or 4bytes (cRTP is not available over Ethernet).
- 6 bytes for Multilink Point-to-Point Protocol (MP) or Frame Relay Forum (FRF).12 Layer 2 (L2) header.
- 1 byte for the end-of-frame flag on MP and Frame Relay frames.
- 18 bytes for Ethernet L2 headers, including 4 bytes of Frame Check Sequence (FCS) or Cyclic Redundancy Check (CRC).

Note: The following table only contains calculations for the default voice payload sizes in Cisco CallManager or Cisco IOS® Software H.323 gateways. For additional calculations, including different voice payload sizes and other protocols such as Voice over Frame Relay (VoFR) and Voice over ATM (VoATM), use the [TAC Voice Bandwidth Codec Calculator](#) ([registered](#) customers only) tool.

Codec Information				Bandwidth Calculations					
Codec & Bit Rate (Kbps)	Codec Sample Size (Bytes)	Codec Sample Interval (ms)	Mean Opinion Score (MOS)	Voice Payload Size (Bytes)	Voice Payload Size (ms)	Packets Per Second (PPS)	Bandwidth MP or FRF.12 (Kbps)	Bandwidth w/cRTP MP or FRF.12 (Kbps)	Bandwidth Ethernet (Kbps)
G.711 (64	80	10 ms	4.1	160	20 ms	50	82.8	67.6 Kbps	87.2

Kbps)	Bytes			Bytes			Kbps		Kbps
G.729 (8 Kbps)	10 Bytes	10 ms	3.92	20 Bytes	20 ms	50	26.8 Kbps	11.6 Kbps	31.2 Kbps
G.723.1 (6.3 Kbps)	24 Bytes	30 ms	3.9	24 Bytes	30 ms	34	18.9 Kbps	8.8 Kbps	21.9 Kbps
G.723.1 (5.3 Kbps)	20 Bytes	30 ms	3.8	20 Bytes	30 ms	34	17.9 Kbps	7.7 Kbps	20.8 Kbps
G.726 (32 Kbps)	20 Bytes	5 ms	3.85	80 Bytes	20 ms	50	50.8 Kbps	35.6 Kbps	55.2 Kbps
G.726 (24 Kbps)	15 Bytes	5 ms		60 Bytes	20 ms	50	42.8 Kbps	27.6 Kbps	47.2 Kbps
G.728 (16 Kbps)	10 Bytes	5 ms	3.61	60 Bytes	30 ms	34	28.5 Kbps	18.4 Kbps	31.5 Kbps

Explanation of Terms

Codec Bit Rate (Kbps)	Based on the codec, this is the number of bits per second that need to be transmitted to deliver a voice call. (codec bit rate = codec sample size / codec sample interval).
Codec Sample Size (Bytes)	Based on the codec, this is the number of bytes captured by the Digital Signal Processor (DSP) at each codec sample interval. For example, the G.729 coder operates on sample intervals of 10 ms, corresponding to 10 bytes (80 bits) per sample at a bit rate of 8 Kbps. (codec bit rate = codec sample size / codec sample interval).
Codec Sample Interval (ms)	This is the sample interval at which the codec operates. For example, the G.729 coder operates on sample intervals of 10 ms, corresponding to 10 bytes (80 bits) per sample at a bit rate of 8 Kbps. (codec bit rate = codec sample size / codec sample interval).
MOS	MOS is a system of grading the voice quality of telephone connections. With MOS, a wide range of listeners judge the quality of a voice sample on a scale of one (bad) to five (excellent). The scores are averaged to provide the MOS for the codec.

Voice Payload Size (Bytes)	The voice payload size represents the number of bytes (or bits) that are filled into a packet. The voice payload size must be a multiple of the codec sample size. For example, G.729 packets can use 10, 20, 30, 40, 50, or 60 bytes of voice payload size.
Voice Payload Size (ms)	The voice payload size can also be represented in terms of the codec samples. For example, a G.729 voice payload size of 20 ms (two 10 ms codec samples) represents a voice payload of 20 bytes [$(20 \text{ bytes} * 8) / (20 \text{ ms}) = 8 \text{ Kbps}$]
PPS	PPS represents the number of packets that need to be transmitted every second in order to deliver the codec bit rate. For example, for a G.729 call with voice payload size per packet of 20 bytes (160 bits), 50 packets need to be transmitted every second [$50 \text{ pps} = (8 \text{ Kbps}) / (160 \text{ bits per packet})$]

Bandwidth Calculation Formulas

The following calculations are used:

- Total packet size = (L2 header: MP or FRF.12 or Ethernet) + (IP/UDP/RTP header) + (voice payload size)
- PPS = (codec bit rate) / (voice payload size)
- Bandwidth = total packet size * PPS

Sample Calculation

For example, the required bandwidth for a G.729 call (8 Kbps codec bit rate) with cRTP, MP and the default 20 bytes of voice payload is:

- Total packet size (bytes) = (MP header of 6 bytes) + (compressed IP/UDP/RTP header of 2 bytes) + (voice payload of 20 bytes) = 28 bytes
- Total packet size (bits) = (28 bytes) * 8 bits per byte = 224 bits
- PPS = (8 Kbps codec bit rate) / (160 bits) = 50 pps

Note: 160 bits = 20 bytes (default voice payload) * 8 bits per byte

- Bandwidth per call = voice packet size (224 bits) * 50 pps = 11.2 Kbps

Configuring Voice Payload Sizes in Cisco CallManager and IOS

Gateways

The voice payload size per packet can be configured in Cisco CallManager and Cisco IOS gateways.

Note: If the Cisco IOS gateway is configured in Cisco CallManager as a Media Gateway Control Protocol (MGCP) gateway, all the codec information (codec type, payload size, voice activity detection, and so on) is controlled by Cisco CallManager.

In Cisco CallManager, the voice payload size per packet is configurable on a systemwide basis. This attribute is set in Cisco CallManager Administration (**Service > Service Parameters > *select_server* > Cisco CallManager**) with the following three service parameters:

- PreferredG711MillisecondPacketSize—(Default setting: 20 ms. Available settings: 10, 20, and 30 ms.)
- PreferredG729MillisecondPacketSize—(Default setting: 20 ms. Available settings: 10, 20, 30, 40, 50, and 60 ms.)
- PreferredG723MillisecondPacketSize—(Default setting: 30 ms. Available settings: 30 and 60 ms.)

In Cisco CallManager, the voice payload size is configured in terms of milliseconds (ms) samples. Based on the codec, the following table maps some ms samples to the actual payload size in bytes.

Codec	Voice Payload Size (ms)	Voice Payload Size (Bytes)	Comments
G.711	20 ms (default)	160 Bytes	Notice that the codec bit rate is always maintained. For example: G.711 codec = [240 bytes * 8 (bits/bytes)] / 30 ms = 64 Kbps
	30 ms	240 Bytes	
G.729	20 ms (default)	20 Bytes	
	30 ms	30 Bytes	
G.723	30 ms (default)		

In Cisco IOS gateways, a feature was added in Cisco IOS Software Release 12.0(5)T that allows the voice payload size (in bytes) for VoIP packets to be changed via the Command-Line Interface (CLI). The new command syntax follows:

```
Cisco-Router(config-dial-peer)#codec g729r8 bytes ?
```

Each codec sample produces 10 bytes of voice payload.

Valid sizes are:

```
10, 20, 30, 40, 50, 60, 70, 80, 90, 100, 110, 120,
130, 140, 150, 160, 170, 180, 190, 200, 210, 220, 230
```

Any other value within the range will be rounded down to nearest valid size.

<10-230> Choose a voice payload size from the list above

Impact of Changing Voice Payload Sizes

The number of codec samples per packet is another factor in determining the bandwidth and delay of a VoIP call. The codec defines the size of the sample, but the total number of samples placed in a packet affects how many packets are sent per second.

When you increase the voice payload size the VoIP bandwidth reduces and the overall delay increases. The following example illustrates this:

- G.729 call with voice payload size of 20 bytes (20 ms): (40 bytes of IP/UDP/RTP headers + 20 bytes voice payload) * 8 bits per byte * 50 pps = 24 Kbps
- G.729 call with voice payload size of 40 bytes (40 ms): (40 bytes of IP/UDP/RTP headers + 40 bytes voice payload) * 8 bits per byte * 25 pps = 16 Kbps

Note: L2 headers are not considered in the above calculation.

Note: The calculations show that while the payload size is doubled, the number of packets per second required is subsequently cut in half.

Note: As defined in the International Telecommunication Union Telecommunication Standardization Sector (ITU-T) G.114 specifications, the recommended one-way overall delay for voice is 150 ms. For a private network, 200 ms is a reasonable goal, and 250 ms should be the maximum.

Voice Activity Detection

With circuit-switched voice networks, all voice calls use 64 Kbps fixed-bandwidth links regardless of how much of the conversation is speech and how much is silence. With VoIP networks, all conversation and silence is packetized. Using Voice Activity Detection (VAD), packets of silence can be suppressed.

Over time and as an average on a volume of more than 24 calls, VAD may provide up to a 35 percent bandwidth savings. The savings are not realized on every individual voice call, or on any specific point measurement. For the purposes of network design and bandwidth engineering, VAD should not be taken into account, especially on links that carry fewer than 24 voice calls simultaneously. Various features such as music on hold and fax render VAD ineffective. When the network is engineered for the full voice call bandwidth, all savings provided by VAD are available to data applications.

VAD also provides Comfort Noise Generation (CNG). Because you can mistake silence for a disconnected call, CNG provides locally generated white noise so the call appears normally connected to both parties. G.729 Annex-B and G.723.1 Annex-A include an integrated VAD function, but otherwise performs the same as G.729 and G.723.1, respectively.

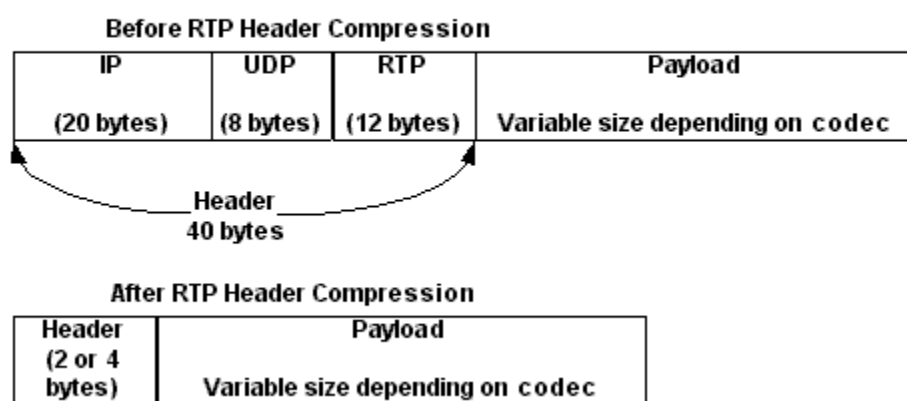
In Cisco CallManager, VAD can be enable (it is disabled by default) with the following service parameter:

- **SilenceSuppressionSystemWide**—This parameter selects the VAD setting for all skinny endpoints (for example: Cisco IP Phones and Skinny gateways)
- **SilenceSuppressionWithGateways**—This parameter selects the VAD setting for all MGCP gateways. This does not have an effect on H.323 gateways. VAD on H.323 gateways must be disabled on the gateway.

You can find these service parameters under Cisco CallManager Administration (**Service > Service Parameters > select_server > Cisco CallManager**).

RTP Header-Compression or Compressed RTP (cRTP)

RTP Header Compression



All VoIP packets are made up of two components: voice samples and IP/UDP/RTP headers. Although the voice samples are compressed by the Digital Signal Processor (DSP) and may vary in size based on the codec used, these headers are a constant 40 bytes in length. When compared to the 20 bytes of voice samples in a default G.729 call, these headers make up a considerable amount of overhead. Using cRTP, these headers can be compressed to two or four bytes. This compression offers significant VoIP bandwidth savings. For example, a default G.729 VoIP call consumes 24 Kb without cRTP, but only 12 Kb with cRTP enabled.

Because cRTP compresses VoIP calls on a link-by-link basis, both ends of the IP link need to be configured for cRTP.

In Cisco IOS Software Releases 12.0.5T and earlier, cRTP is process-switched, severely limiting the scalability of cRTP solutions due to CPU performance. Most of these issues have been resolved through various cRTP performance improvements introduced in Cisco IOS Software Releases 12.0.7T through 12.1.2T. A summary of the history follows.

- cRTP is process-switched in Cisco IOS Software Release 12.0.5T and earlier.
- In Cisco IOS Software Release 12.0.7T, and continuing in 12.1.1T, fast-switching and Cisco Express Forwarding-switching support for cRTP is introduced.
- In Cisco IOS Software Release 12.1.2T, algorithmic performance improvements are introduced.

Moving cRTP into the fast-switching path significantly increases the number of RTP sessions (VoIP calls) that VoIP gateways and intermediate routers can process.

Heuristics for Compression

As RTP does not have a distinct packet header of its own, an RTP stream (for cRTP) is distinguished from a UDP stream (cUDP) by using heuristics. The exact heuristics used at present for detecting RTP packets for compression are as follows:

- The destination port number is even.
- The destination port number is in the range 16384-32767 or 49152-65535.
- The RTP version field is set to two.
- The RTP extension field is set to zero.



NetPro Discussion Forums - Featured Conversations

Networking Professionals Connection is a forum for networking professionals to share questions, suggestions, and information about networking solutions, products, and technologies. The featured links are some of the most recent conversations available in this technology.

NetPro Discussion Forums - Featured Conversations for Voice
Service Providers: Voice over IP
Dial Plans - May 24, 2005 H323 route plan - May 24, 2005 i meet "temporary failure" as setup ipipgw - May 23, 2005 Forward the Destination Number to SIP Server - May 23, 2005 call-pickup on CCME for incoming SIP calls problem - May 23, 2005
Voice & Video: Voice over IP
voip hairpin issue - May 23, 2005 RFC 3515 and CISCO IP PHONE - May 20, 2005 Voip audit tools - May 20, 2005 Voice not heard on mobile - May 20, 2005 connect PBX to Cisco 2821 via FXO - May 19, 2005
Voice & Video: IP Telephony
Enhanced Conferencing - May 24, 2005 SRST configuration in MGCP gateway - May 24, 2005 Add another Call Manager to CM List - May 24, 2005 Nortel Meridian to CCME via E&M (cut off problem) - May 24, 2005 ATA box - rtpcatch? - May 24, 2005
Voice & Video: IP Phone Services for End Users
How to access webdialer? - May 24, 2005 Cisco 7940 IP Phone stuck in Forward.. - May 24, 2005 Route Cellphone calls to specific port - May 23, 2005 Department tables in CCM - May 23, 2005

Department tables in CCM - May 23, 2005
Voice & Video: Unified Communications
unity 4.04 Event Message Invalid Priority Field? - May 24, 2005
Low Volume on prompts when user is in mailbox. - May 24, 2005
Unity Error Message - May 24, 2005
unity VMO unable to play message through IP phone - May 24, 2005
Cisco ATA 186 with CCME - May 24, 2005
Voice & Video: IP Phone Services for Developers
Checking PIN & Extension - May 24, 2005
Problem with CiscoIPPhoneInput in ASP - May 23, 2005
Retrieve Caller Info - May 23, 2005
"My Address Book" Service security - May 23, 2005
CallManagerSimulator - May 20, 2005
Voice & Video: General
List of 3rd Party Supported IP Phones - May 22, 2005
Cisco IP Phone Services - May 21, 2005
Cisco 7960 phone - May 20, 2005
Billing VoIP Calls - May 20, 2005
QSIG E1 from PBX to PBX across Cisco routers - May 20, 2005

Related Information

- [TAC Voice Codec Bandwidth Calculator Tool](#) ([registered](#) customers only)
- [Erlang](#) 
- [Understanding Codecs: Complexity, Hardware Support, MOS, and Negotiation](#)
- [Voice, Telephony and Messaging Technologies](#)
- [Voice, Telephony and Messaging Devices](#)
- [Voice, Telephony and Messaging Software](#)
- [Voice, Telephony and Messaging TAC eLearning Solutions](#)
- **Recommended Reading:** [Troubleshooting Cisco IP Telephony](#) ,
- [Technical Support - Cisco Systems](#)

Home	How to Buy	Login	Profile	Feedback	Site Map	Help
----------------------	----------------------------	-----------------------	-------------------------	--------------------------	--------------------------	----------------------

All contents are Copyright © 1992-2005 Cisco Systems, Inc. All rights reserved. [Important Notices](#) and [Privacy Statement](#).