

## Cisco NAC Guest Server

### Product Overview

Cisco® NAC Guest Server facilitates the creation of guest accounts for temporary network access by permitting any internal user to sponsor a guest and create the guest account in a simple and secure manner. In addition, the whole process is recorded in a single place and stored for later reporting, including details of the network access activity.

### Applications

Cisco NAC Guest Server is ideal for organizations that may need to provide Internet access to visiting customers and partners. Productivity demands and advances in mobility have transformed enterprises into major “hot spots.” The Cisco NAC Guest Server can vastly simplify the process of offering guest access accounts in a simple, secure, and flexible way.

### Features and Benefits

Cisco NAC Guest Server enables your organization to do the following:

- **Decrease deployment and management costs:** Cisco NAC Guest Server allows trusted employees to create guest accounts quickly and securely. This removes the burden from IT and helpdesk personnel.
- **Reduce deployment risk:** Automating temporary account provisioning with a fixed policy reduces the risk of human error and allows for removal at the correct time.
- **Improve productivity for guests:** The simplicity of creating guest accounts will lead to an uptake of guest usage and the productivity benefits that are associated with providing guest access.
- **Improve customer and partner satisfaction:** Providing guest access for visitors greater collaboration. Customers and partners alike appreciate this capability.

### Sponsor Authentication

Cisco NAC Guest Server provides the ability for sponsors—employees of the host company—to create guest accounts. Sponsors are authenticated against the Web interface on the guest server and are granted permissions based upon their role. The administrator decides which policies should be applied against each user role.

Authentication of the sponsor is performed against either an internal user account database defined by the administrator, or against the organization’s Active Directory implementation. Sponsors are assigned to a role based upon the groups they belong to in Active Directory or they are assigned to a user on a local database. Sponsors can be given role-based permissions to create accounts, edit accounts, suspend accounts and run reporting. These permissions can be granted to only accounts they created, all accounts, or not granted at all.

## Guest Account Creation

Cisco NAC Guest Server creates accounts based upon the policy established for both usernames and passwords. Usernames can be based on the guest's e-mail address, first/last name, or a completely random username based upon a length and complexity that the administrator sets. Passwords can also be created based upon the length and complexity required by corporate authentication policies.

## Account Provisioning

Accounts are provisioned into the integrated database in the Cisco NAC Guest Server. From here they can be automatically provisioned and managed on the Cisco NAC Appliance Manager, or authenticated by Cisco wireless LAN controllers.

## User Account Details

Passing user account details to a guest can be performed in many different ways, all of which are completely configurable by the administrator. Access details can be printed as a hard copy to hand to guests, sent as an e-mail prior to their arrival, or transmitted by SMS text message to guests' mobile phones. This enables an additional level of security by auditing who was provided with the details.

Regardless of how access details are given, the content is fully customizable. Administrators can add details such as additional instructions or an acceptable use policy for guests to acknowledge.

## Tight Integration with Cisco NAC Appliance

Cisco NAC Guest Server integrates with Cisco NAC Appliance through its API. This way the guest accounts can be controlled directly on the guest server, including creation, editing, suspension, and deletion of accounts. The Cisco NAC Guest Server then controls these accounts on the Cisco NAC Appliance Manager through its API. In addition the guest server receives accounting information from the NAC solution to enable full reporting of the entire experience.

## Tight Integration with Cisco Wireless LAN Controller

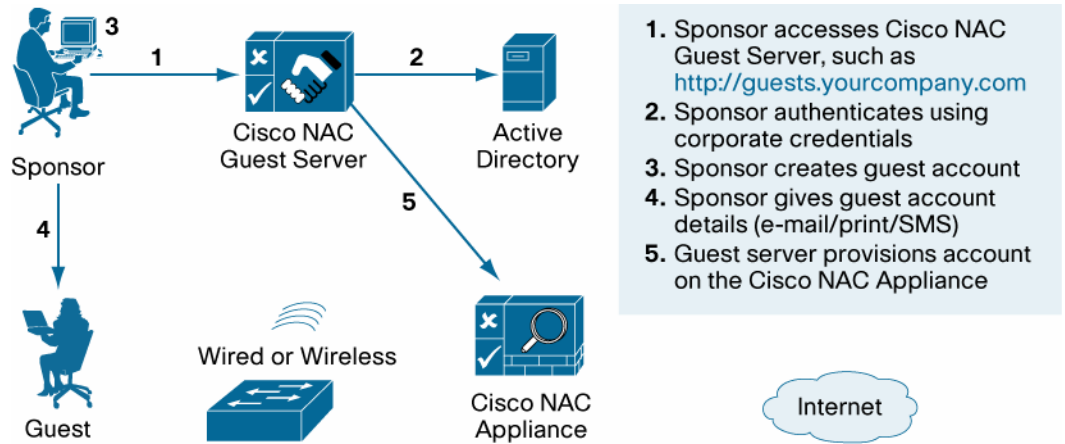
Cisco NAC Guest Server integrates with Cisco wireless LAN controllers through the RADIUS protocol. This way the guest accounts are controlled directly on the guest server, including creation, editing, and deletion of accounts. The wireless LAN controller need only be pointed toward the guest server to authenticate guest users. In addition the guest server receives accounting information from the wireless LAN controller to enable full reporting of the entire experience.

## Product Architecture

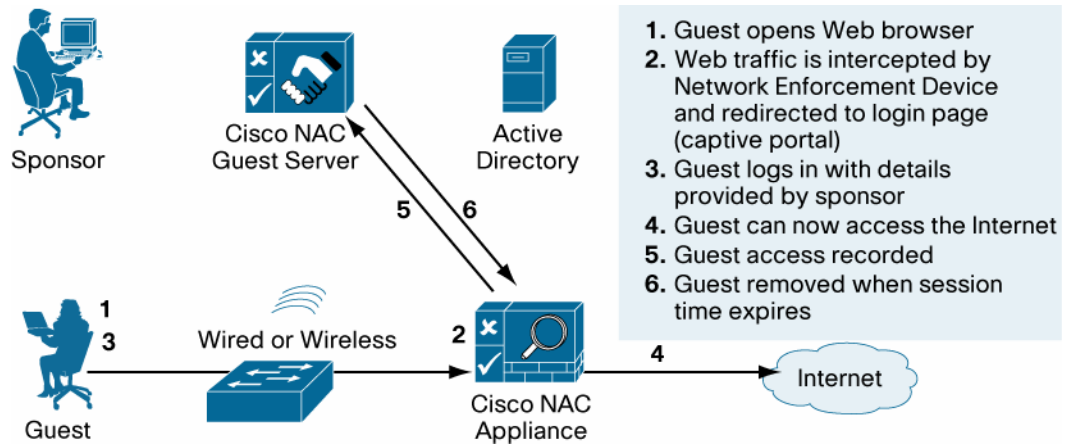
The Cisco NAC Guest Server is a standalone component that can be added to Cisco NAC or wireless deployments to integrate secure guest access. The guest server houses the database and provides an integrated Web server to permit access to both the sponsor and administrator's user interfaces. It integrates with the Cisco NAC Appliance or Cisco wireless LAN controller to provide the network access.

Figures 1 and 2 depict logical diagrams of how the Cisco NAC Guest Server works with the Cisco NAC Appliance, first for a sponsor and then for a guest.

**Figure 1.** A Sponsor Using Cisco NAC Guest Server with a Cisco NAC Appliance

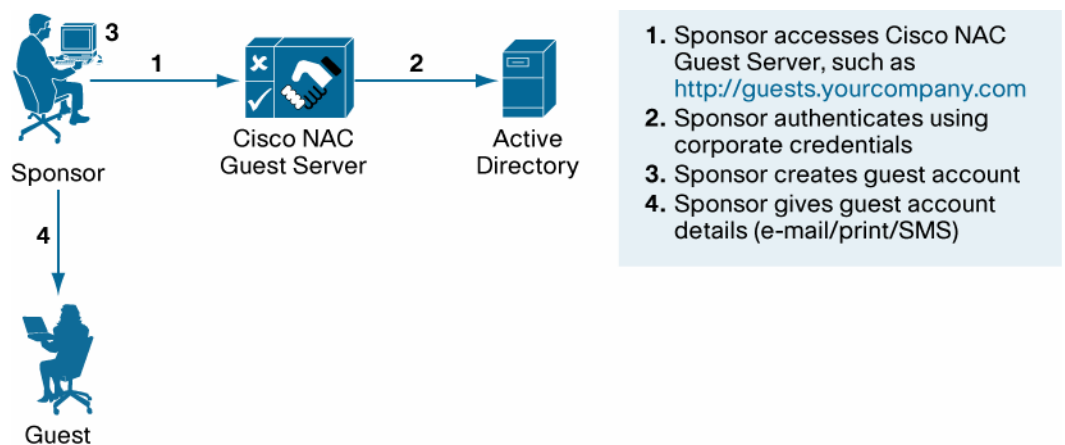


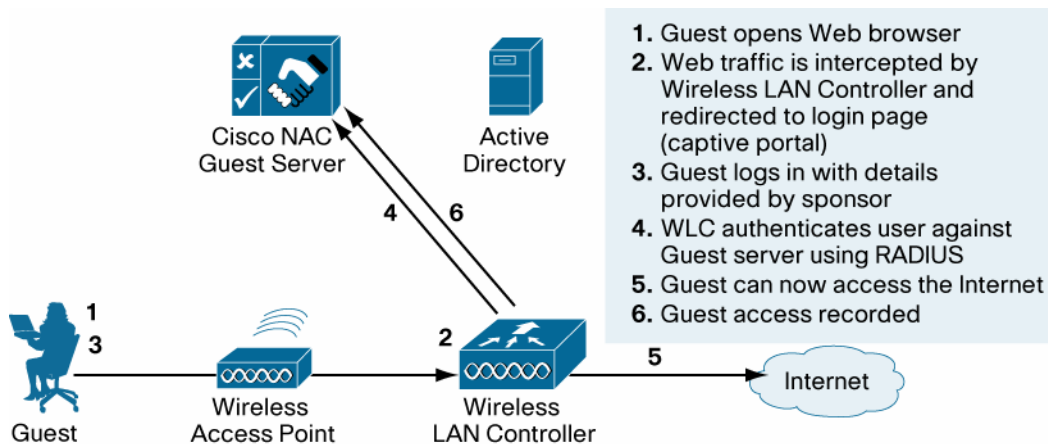
**Figure 2.** A Guest Using Cisco NAC Guest Server with a Cisco NAC Appliance



Figures 3 and 4 depict logical diagrams of how the Cisco NAC Guest Server works with a Cisco wireless LAN controller, first for a sponsor, then for a guest.

**Figure 3.** Sponsor Using Cisco NAC Guest Server with a Cisco Wireless LAN Controller



**Figure 4.** Guest Using Cisco NAC Guest Server with a Cisco Wireless LAN Controller

## Product Specifications

Table 1 lists the specifications for the Cisco NAC Guest Server.

**Table 1.** Cisco NAC Guest Server Hardware Specifications

Feature	Specifications
<b>Components</b>	
Processor	Dual-core Intel Xeon 2.33-GHz
Memory	1 GB PC2-4200 (2 x 512 MB)
Memory bus clock	1333-MHz FSB
Controller	Embedded SATA RAID controller
Hard disk	80-GB NPH SATA drive
Removable media	CD/DVD-ROM drive
<b>Network Connectivity</b>	
Ethernet network interface cards (NICs)	<ul style="list-style-type: none"> <li>• 2 x integrated Broadcom 10/100/1000 5708 NICs</li> <li>• 2 x Intel e1000 Gigabit NICs (PCI-X)</li> </ul>
10BASE-T cable support	Cat3, 4, or 5 UTP up to 328 ft (100m)
10/100/1000BASE-TX cable support	Cat5 UTP up to 328 ft (100m)
<b>Interfaces</b>	
Serial ports	1
USB 2.0 ports	4 (two front, two rear)
Keyboard ports	1
Video ports	1
Mouse ports	1
External SCSI ports	None
<b>System Unit</b>	
Form factor	Rack-mount 1 RU
Weight	35 lb (15.87 kg) fully configured
Dimensions	1.70 x 16.78 x 27.75 in. (4.32 x 42.62 x 70.49 cm)
Power supply	650W auto switching, PFC
Cooling fans	6; non-hot plug, nonredundant
BTU rating	2910 BTUs per hour (at 120 VAC); 2870 (at 240 VAC)

## Ordering Information

Cisco NAC Guest Server is used in conjunction with a Cisco wireless LAN controller, the Cisco NAC Appliance, or a combination of both. Deploying with the Cisco NAC Appliance offers additional security features for both wired and wireless users, such as security policy assessment and enforcement.

Table 2 contains the ordering information for the Cisco NAC Guest Server. Ordering information for Cisco Wireless LAN Controllers is available in the data sheets at

[http://www.cisco.com/en/US/products/hw/wireless/products\\_category\\_buyers\\_guide.html#linkpos=3#number\\_3](http://www.cisco.com/en/US/products/hw/wireless/products_category_buyers_guide.html#linkpos=3#number_3). Ordering information for the Cisco NAC Appliance is available in the ordering guide at

[http://www.cisco.com/en/US/prod/collateral/vpndevc/ps5707/ps8418/ps6128/prod\\_bulletin0900aecd805d0358.html](http://www.cisco.com/en/US/prod/collateral/vpndevc/ps5707/ps8418/ps6128/prod_bulletin0900aecd805d0358.html).

**Table 2.** Ordering Information

Product Name	Part Number
Cisco NAC Guest Server	NAC3310-GUEST-K9

## Cisco Services

Cisco offers a wide range of services programs to accelerate customer success. These innovative services programs are delivered through a unique combination of people, processes, tools, and partners, resulting in high levels of customer satisfaction.

The unique Cisco Lifecycle approach to services helps you to protect your network investment, optimize network operations, and prepare your network for new applications to extend network intelligence and the power of your business. For more information about Cisco services, see [Cisco Technical Support Services](#) or [Cisco Advanced Services](#). Warranty information is available at [http://www.cisco.com/en/US/products/prod\\_warranties\\_item09186a00805f005b.html](http://www.cisco.com/en/US/products/prod_warranties_item09186a00805f005b.html).

## For More Information

For more information about the Cisco NAC Guest Server, visit <http://www.cisco.com/go/nac/appliance> or contact your local account representative.



**Americas Headquarters**  
Cisco Systems, Inc.  
170 West Tasman Drive  
San Jose, CA 95134-1706  
USA [www.cisco.com](http://www.cisco.com)  
Tel: 408 526-4000  
800 553-NETS (6387)  
Fax: 408 527-0883

**Asia Pacific Headquarters**  
Cisco Systems, Inc.  
168 Robinson Road  
#28-01 Capital Tower  
Singapore 068912  
[www.cisco.com](http://www.cisco.com)  
Tel: +65 6317 7777  
Fax: +65 6317 7799

**Europe Headquarters**  
Cisco Systems International BV  
Haarlerbergpark  
Haarlerbergweg 13-19  
1101 CH Amsterdam  
The Netherlands  
[www-europe.cisco.com](http://www-europe.cisco.com)  
Tel: +31 0 800 020 0791  
Fax: +31 0 20 357 1100

Cisco has more than 200 offices worldwide. Addresses, phone numbers, and fax numbers are listed on the Cisco Website at [www.cisco.com/go/offices](http://www.cisco.com/go/offices).

©2007 Cisco Systems, Inc. All rights reserved. CCVP, the Cisco logo, and the Cisco Square Bridge logo are trademarks of Cisco Systems, Inc.; Changing the Way We Work, Live, Play, and Learn is a service mark of Cisco Systems, Inc.; and Access Registrar, Aironet, BPX, Catalyst, CCDA, CCDP, CCIE, CCIP, CCNA, CCNP, CCSP, Cisco, the Cisco Certified Internetwork Expert logo, Cisco IOS, Cisco Press, Cisco Systems, Cisco Systems Capital, the Cisco Systems logo, Cisco Unity, Enterprise/Solver, EtherChannel, EtherFast, EtherSwitch, Fast Step, Follow Me Browsing, FormShare, GigaDrive, HomeLink, Internet Quotient, IOS, iPhone, IP/TV, iQ Expertise, the iQ logo, iQ Net Readiness Scorecard, iQuick Study, LightStream, Linksys, MeetingPlace, MGX, Networking Academy, Network Registrar, PIX, ProConnect, ScriptShare, SMARTnet, StackWise, The Fastest Way to Increase Your Internet Quotient, and TransPath are registered trademarks of Cisco Systems, Inc. and/or its affiliates in the United States and certain other countries.

All other trademarks mentioned in this document or Website are the property of their respective owners. The use of the word partner does not imply a partnership relationship between Cisco and any other company. (0708R)