



CHAPTER 5

Dial Plans and Routing

Revised: April 22, 2009, OL-8720-10

Introduction

This chapter provides detailed dial plan and routing information for the Cisco BTS 10200 Softswitch. The following subjects are discussed in this chapter:

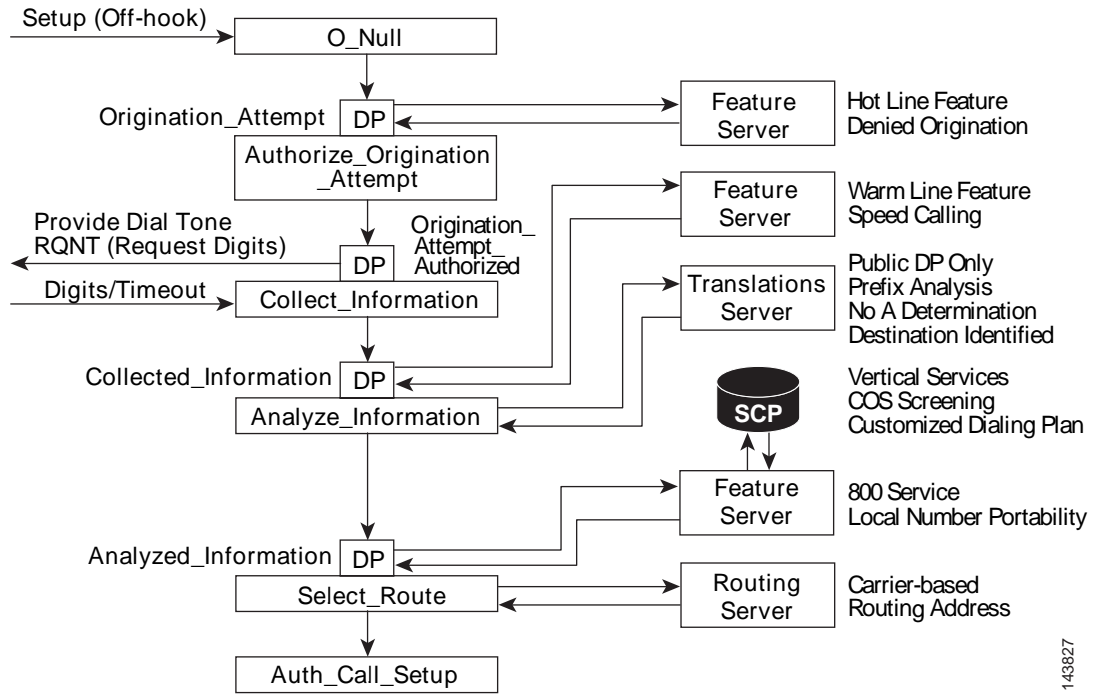
- [Originating Basic Call State Machine \(CS2 Call Model\)](#)
- [BTS 10200 Feature Server Strategy](#)
- [Point of Presence](#)
- [Network Configuration](#)
- [Subscriber Types](#)
- [Digit Collection](#)
- [Dial Plans](#)
- [Digit Manipulation](#)
- [Digit Analysis](#)
- [Class of Service Screening](#)
- [Routing](#)
- [Trunk Group Types](#)
- [Generic Address Parameter Based Routing](#)
- [Generic Address Parameter Based Routing](#)
- [Tandem Provisioning](#)
- [Local Toll-Free Service Provisioning](#)
- [Carriers/Service Providers](#)
- [Carrier Based Routing](#)
- [Call Processing Flow](#)

Originating Basic Call State Machine (CS2 Call Model)

This section provides detailed information on the partial originating basic call state machine (OBSCSM). Refer to [Figure 5-1](#) while reviewing the following detailed step-by-step explanation of the CS2+ call model.

-
- Step 1** 0 null - Off hook condition – Call setup begins.
 - Step 2** Origination attempt decision point. Hot line feature information and denied origination information is obtained from the feature server.
 - Step 3** Authorize origination attempt.
 - Step 4** Origination attempt authorized decision point. Provide dial tone and request digits.
 - Step 5** Collect information. Digits information or timeout information is provided.
 - Step 6** Collected information decision point. Warm line feature information and speed calling information is obtained from the feature server.
 - Step 7** Analyze information. Public dial plan only information, prefix analysis information, no “A” determination information, and destination identified information is obtained from the translation server.
 - Step 8** Analyzed information decision point. Local number portability information and 800 service information is obtained from the feature server. The service control point provides the vertical services, class of service (COS) screening, and customized dialing plan information.
 - Step 9** Select route. The carrier-based information and routing address information is provided by the routing server.
 - Step 10** Authorize call setup.
-

Figure 5-1 Originating Basic Call State Machine (CS2 Call Model)

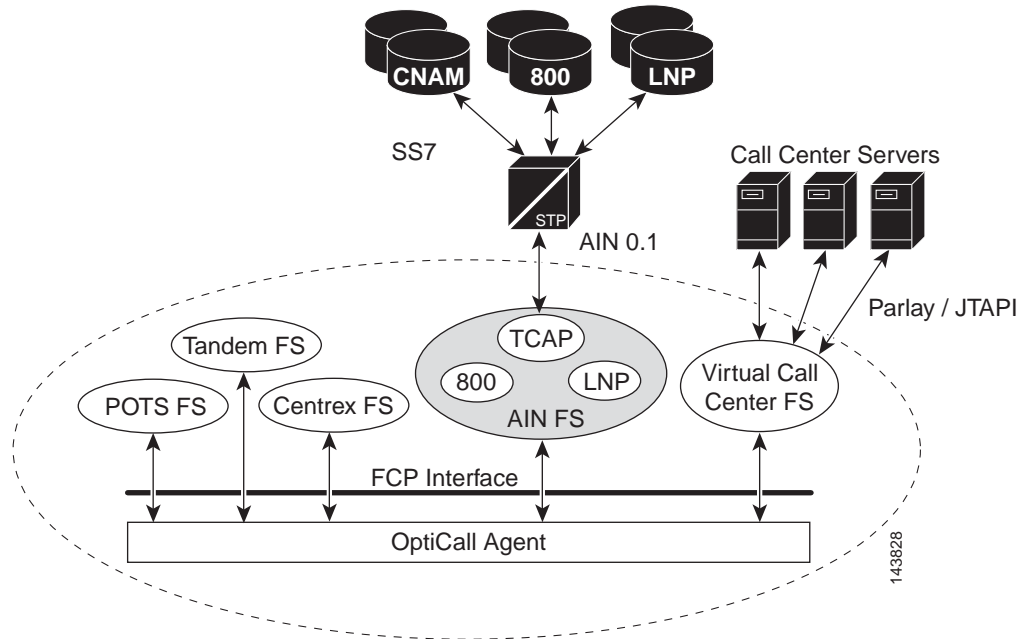


143827

BTS 10200 Feature Server Strategy

Figure 5-2 provides an illustrated example of the BTS 10200 feature service strategy.

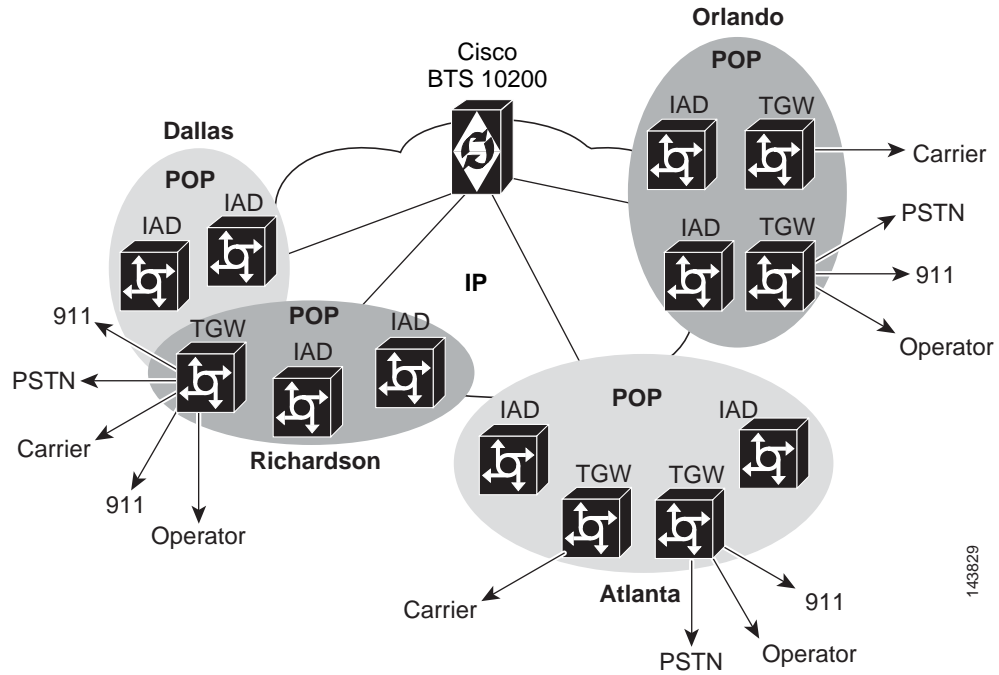
Figure 5-2 *BTS 10200 Feature Server Strategy*



Point of Presence

Figure 5-3 provides an illustrated example of the BTS 10200 ability to process and route calls between multiple points of presence (POPs).

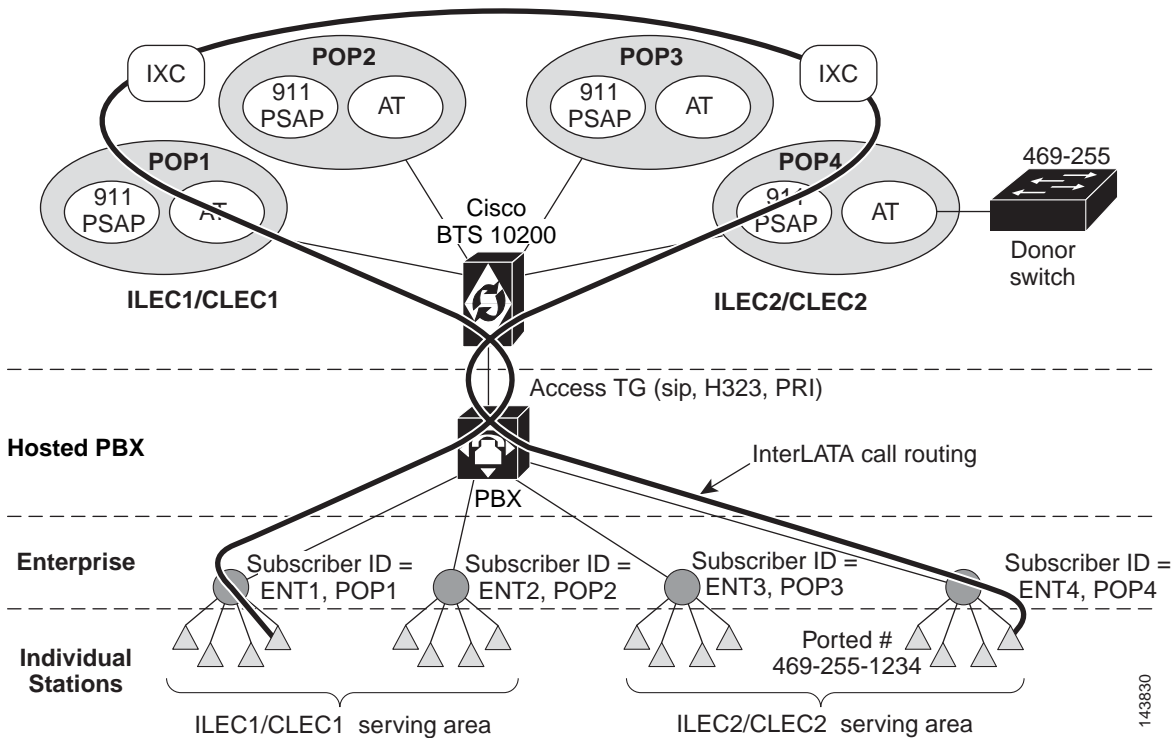
Figure 5-3 Point of Presence



Network Configuration

Figure 5-4 provides an illustrated example of a typical BTS 10200 network configuration.

Figure 5-4 Network Configuration



Subscriber Types

This section describes the BTS 10200 subscriber types. The following subjects are discussed:

- [Individual](#)
- [Centrex](#)
- [Interactive Voice Response](#)
- [Multi-line Hunt Group](#)
- [Private Branch Exchange](#)
- [Remote Activation of Call Forwarding](#)

Individual

Individual is the BTS 10200 default subscriber type. The individual subscriber type is assigned to individual subscribers.

Centrex

The Centrex (CTX) subscriber type is assigned to the main subscriber ID of a Centrex group. Additionally, Centrex subscribers types include CTXG-INDIVIDUAL subscribers, CTXG-MLHG subscribers, and CTXG-TG subscribers. CTXG-INDIVIDUAL subscriber type is assigned to a Centrex subscriber. CTXG-MLHG subscriber type is assigned to a Centrex Multi-line Hunt Group (MLHG) (for example, attendant). CTXG-TG subscriber type is assigned to a Centrex trunk group.

Interactive Voice Response

Interactive voice response (IVR) subscriber type is assigned access to a DN for IVR.

Multi-line Hunt Group

The MLHG subscriber type is assigned to the main subscriber ID of a MLHG. Additionally, MLHG subscribers types include MLHG-INDIVIDUAL subscribers and MLHG-PREF-INDIV subscribers. MLHG-INDIVIDUAL subscriber type is assigned to a subscriber within an MLHG. MLHG-PREF-INDIV subscriber type is assigned to the main subscriber ID of a preferential hunt list.

Private Branch Exchange

The private branch exchange (PBX) subscriber type is assigned to the main subscriber ID of a PBX.

Remote Activation of Call Forwarding

The remote activation of call forwarding (RACF) subscriber type is assigned access to a DN for remote activation of call forwarding.

Digit Collection

The Digit Map (digit-map) table tells a media gateway (MGW) how to collect and report dialed digits. The Call Agent uses a default digit-map id for normal digit collection unless a specific digit map ID is assigned to the subscriber. There are two types of subscribers:

- Plain old telephone service (POTS) (individual/residential)
- Centrex (business group)

POTS subscribers use a public dialing plan. Centrex subscribers use a customized dialing plan.

Example:

```
add digit-map id=default;
digit-pattern=0T|00|[2-9]11|[2-9]xx[2-9]xxxxxx|1[2-9]xx[2-9]xxxxxx|
0[2-9]xx[2-9]xxxxxx|011xxxxxx.T|01xxxxxx.T|101xxxx|#|*xx|xxxxxxxxxxxxxxxxxxxx;
```

[Table 5-1](#) describes the components of a digit map that is created by issuing the add digit-map command.

Table 5-1 Component Breakdown of Add Digit Map Command

Component	Description
# 0T	Operator call (0-)
# 00	Carrier operator (00)
# [2-9]11	N11 dialing
# 0[2-9]11	0+N11 dialing (0+911)
# 1[2-9]11	1+N11 dialing (1+911, 1+411)
# [2-9]xx[2-9]xxxxxx	10-digit Local in home numbering plan area (HNPA) (972, 973)
# 1[2-9]xx[2-9]xxxxxx	1+ 10 digit
# 0[2-9]xx[2-9]xxxxxx	0+ 10 digit
# 011xxxxxx.T	International direct dial domestic (IDDD), minimum 6 digits
# 01xxxxxx.T	Operator-assisted IDDD, minimum 6 digits
# 101xxxx	Casual dialing
# “#”	End of dialing or cut-through
# *xx	Vertical service code
# xxxxxxxxxxxxxxxxxxxx	Maximum digit string (19 digits = 011+16 digits for international call)

Digit-pattern = 0T

T starts 4-second timing. But if digits are dialed within that 4 seconds, that digit pattern is skipped. If no digits are dialed within 4 seconds, or the pound sign (#) is pressed, then end-of-dial is assumed and a match occurs with the specified digit pattern. The collected digits are reported to the Call Agent.

Example: 0T indicates that match occurs only if user only dials digit 0 (with 4-second time out) or user dials 0#. A # indicates to cancel 4-second timing and report digits immediately.

Digit-pattern = x.T

In this table, T also starts 4-second timing. The dot represents any number of digits. The gateway keeps collecting digits until either 4 seconds elapses between digits or until the pound sign (#) is pressed.

**Caution**

The Cisco BTS 2200 does not check the syntax for digit maps. Therefore, before you deploy a new or modified digit-map table, ensure that you first test its operability in a non-production environment.

Specifically, you must not attempt to implement a digit pattern in which a bracket is left unbound. For example, in the syntax [1-9] xxxxx], the closing bracket is unbound. This syntax error can cause a media gateway to fail when it receives a RQNT message in which a digit pattern was incorrectly specified.

For additional digit collection information, refer to the *Cisco BTS 10200 Softswitch Command Line Interface Reference Guide*.

Dial Plans

The following topics are discussed in this section:

- [National Dial Plan](#)
- [International Dial Plan](#)
- [Custom Dial Plan](#)

National Dial Plan

The national dial plan analyzes, screens, and routes calls based on dialed digits. The National Dial Plan table holds dial plan information for a specific type of call. It defines valid dialing patterns and determines call routing. All records that share a common dial-plan-profile id are considered a dial plan.

International Dial Plan

The International Dial Plan (intl-dial-plan) table holds international dial plan information for calls to regions outside the NANP. It contains the country code, minimum and maximum digits, the country name, and the route-grp-id.

Variable Digit Dialing

Variable digit dialing is used in the Europe where the length of the dialed number can vary from seven digits to ten digits, mainly in Germany. For a given NDC or EC the DN can vary from the minimum to the maximum specified in the Exchange Code table.

Example:

ndc=349, ec=234; min-digits=7; max-digits=10; (from the Exchange Code table)

DN=3492340 could be a DN

DN=3492341234 could also be a DN belonging to ndc=349, ec=234

DN=349234222 could also be a 9 digit DN

Variable Digit Dialing Provisioning

To provision variable digit dialing according to the example given in [Variable Digit Dialing](#) section, take the following steps:

```
add exchange-code ndc=349, ec=234; min-digits=7; max-digits=10;
```

```
add office-code ndc=349; ec=234; dn-group=0; (For the DN=3492340)
```

```
add office-code ndc=349; ec=234; dn-group=1xxx; dn-length= 10; (For the 10 digit DNs)
```

```
add office-code ndc=349; ec=234; dn-group=2xx; (For the 9 digit DNs in the dn group)
```

```
add office-code ndc=349; ec=234; dn-group=12x; (For the 9 digit DNs)
```

Custom Dial Plan

The Custom Dial Plan (custom-dial-plan) table translates Centrex calls. If the result of a custom dial plan (CDP) is a POTS access code, call processing uses the POTS Dial Plan table to translate the digits dialed after the POTS access code. Speed call codes are provisioned in this table as nod=speed-call and fname = SC1D (or SC2D). Screening does not apply to speed dialing.

Digit Manipulation

The Digit Manipulation (digman) table is used to perform digit and NOA manipulation. Examples of digit manipulation are:

- Blind delete and prefix capability (delete 3, prefix 972)
- Based on string comparison (replace ^972 with NULL)
- Based on string length (if 7 digits, prefix with 972)
- Pattern matching (if 469255, replace with 5)
- Nature of address (if NOA=subscriber, prefix with 972)

Digit Analysis

This section contains information related to the dialed digit analysis. The dialed digit analysis determines the destination and routing of the placed call. The following topics are discussed:

- [Destination](#)
- [Local Serving Area](#)

Destination

This section contains related the placed call destination determination. The following topics are discussed:

- [Call Type](#)
- [Route Guide](#)
- [Route](#)
- [Carrier](#)

Call Type

The Call Type (call-type) table contains the valid call types supported by the Call Agent. It is not provisionable.

Route Guide

The Route Guide (route-guide) table holds routing information based on policy-type.

Route

The Route (route) table contains a list of up to ten trunk groups to route a call. If all the trunk groups are busy or not available, call processing uses the alt-route-id (if specified) to route the call. The Element Management System (EMS) provisions the Call Agent ID field based on the Trunk Group table.



Note

This table allows the service provider to provision a list of up to 10 trunk groups (TG1 to TG10), and a parameter for selecting the priority of the TGs for routing (TG-SELECTION). The system attempts to route the call on the highest priority TG. If the call cannot be completed on the highest priority TG, the system attempts to use the next (lower priority) TG, a process known as route advance. The system attempts route advance to lower priority TGs up to five times. (Any TG in the list that is administratively out of service is not counted as an attempt.) If all five attempts fail, the call is released, and the system provides a release announcement.

Carrier

The Carrier (carrier) table defines the characteristics and capabilities supported by interLATA carriers, intraLATA carriers, international carriers, and provides routing information.

The following conditions apply when route-guide-id in the carrier table is configured for a toll-free call:

- When a subscriber makes the call, the route-guide-id in the carrier table will be used to route call if SCP returns a carrier ID.
- When SS7 makes toll-free call, the route-guide-id in the carrier table will work only when traffic-type=tandem if SCP returns a carrier id. This is because that toll free call query normally happens at either a local switch made by a local user or at a tandem switch where the traffic type could be set to TANDEM.



Note

LATA stands for local access transport area. It is predefined by geographical area.

Table Name: Carrier

Containment Area: EMS, CA

Command Types

add, audit, change, delete, help, show, sync



Caution

The **sync** command is a restricted command and is intended for repairing data only. Improper use may corrupt database and disrupt call processing. Use with caution.

Examples

```
show carrier id=2042;
add carrier id=2042;
change carrier id=0288; inter=n;
delete carrier id=2042;
```

Usage Guidelines

Primary Key Token(s): ID
 Foreign Key Token(s): route-guide-id, sp-id
 Add Rules: Carrier id cannot exist.
 Change Rules: Carrier id must exist.
 Delete Rules: Carrier id must exist.

Syntax Description

AUTO_REFRESH	<p>Description: Specifies whether to display cached data on the screen. CHAR(1): Y/N (Default = Y). Y—Queries the database for the most current data. N—Queries the database for the most current data only if the cached data is unavailable. Valid for Command: show Default Value: Y Possible Value: Y, N Parser: BooleanParser</p>
CASUAL	<p>Description: Specifies whether the carrier supports 101XXXX calls. Carrier provides. CHAR(1): Y/N (Default = Y). Valid for Command: add, change, audit, sync, show Default Value: Y Possible Value: Y, N Parser: BooleanParser</p>
CUT_THRU	<p>Description: Specifies whether the carrier supports 101XXX# calls. With this type of call, the called number is not dialed. Carrier provides. CHAR(1): Y/N (Default = Y). Valid for Command: add, change, audit, sync, show Default Value: Y Possible Value: Y, N Parser: BooleanParser</p>
DESCRIPTION	<p>Description: Service provider-defined description. VARCHAR(64): 1-64 ASCII characters. Valid for Command: add, change, audit, sync, show Possible Value: [1_64] Parser: TextParser</p>

DISPLAY	<p>Description: Specifies what token information to display on the screen.</p> <p>VARCHAR(1024): 1-1024 (Default = all tokens are displayed). Permitted values are any valid token that can be shown for this command. Multiple tokens can be entered by separating with a comma.</p> <p>Valid for Command: show</p> <p>Possible Value: [1_1024]</p> <p>Parser: TextParser</p>
ID	<p>Description: Primary key. Carrier identification number.</p> <p>CHAR(4): 4 numeric characters: XXXX.</p> <p>Valid for Command: add, change, show, delete, audit, sync</p> <p>Mandatory: add, change, delete</p> <p>Possible Value: [4_4]</p> <p>Parser: DigitParser</p>
INTER	<p>Description: Identifies whether the carrier supports interLATA (long-distance) calls.</p> <p>CHAR(1): Y/N (Default = Y).</p> <p>Valid for Command: add, change, audit, sync, show</p> <p>Default Value: Y</p> <p>Possible Value: Y, N</p> <p>Parser: BooleanParser</p>
INTL	<p>Description: Specifies whether the carrier supports international calls. Carrier provides.</p> <p>CHAR(1): Y/N (Default = N).</p> <p>Valid for Command: add, change, audit, sync, show</p> <p>Default Value: N</p> <p>Possible Value: Y, N</p> <p>Parser: BooleanParser</p>
INTRA	<p>Description: Identifies whether the carrier supports intraLATA (toll) calls. Carrier provides.</p> <p>CHAR(1): Y/N (Default = N).</p> <p>Valid for Command: add, change, audit, sync, show</p> <p>Default Value: N</p> <p>Possible Value: Y, N</p> <p>Parser: BooleanParser</p>

LIMIT	<p>Description: Specifies the number of rows to display on the screen.</p> <p>INTEGER: 1-100000000 (Default = 100000000).</p> <p>Valid for Command: show</p> <p>Default Value: 100000000</p> <p>Possible Value: [1_100000000]</p> <p>Parser: DecimalParser</p>
LNP_QUERY	<p>Description: Specifies whether the BTS performs an LNP Query before routing the call using a carrier.</p> <p>CHAR(1): Y/N (Default = N).</p> <p>Valid for Command: add, audit, change, show, sync</p> <p>Default Value: N</p> <p>Possible Value: Y, N</p> <p>Parser: BooleanParser</p>
MASTER	<p>Valid for Command: sync</p> <p>Mandatory: sync</p> <p>Possible Value: [1_10]</p> <p>Parser: TextParser</p>
OP_SERVICES	<p>Description: Specifies whether the carrier supports operator services. Carrier provides.</p> <p>CHAR(1): Y/N (Default = Y).</p> <p>Valid for Command: add, change, audit, sync, show</p> <p>Default Value: Y</p> <p>Possible Value: Y, N</p> <p>Parser: BooleanParser</p>
ORDER	<p>Description: Specifies whether to display data on the screen in a sorted order.</p> <p>VARCHAR(1024): 1-1024 (Default = all rows are displayed). Permitted values are any valid token that can be shown for this command. Multiple tokens can be entered by separating with a comma.</p> <p>Valid for Command: show</p> <p>Possible Value: [1_1024]</p> <p>Parser: TextParser</p>

PLATFORM_STATE	<p>Description: Audits a shared memory database.</p> <p>VARCHAR(7): 1-7 ASCII characters. Permitted values are: ACTIVE (Default) - System is currently running. STANDBY.</p> <p>Valid for Command: sync, audit</p> <p>Default Value: ACTIVE</p> <p>Possible Value: ACTIVE, STANDBY</p> <p>Parser: TextParser</p>
ROUTE_GUIDE_ID	<p>Description: Foreign key: Route Guide table. Defines the routing data for the carrier. Must match ID in the Route Guide table.</p> <p>VARCHAR(16): 1-16 ASCII characters.</p> <p>Valid for Command: add, change, audit, sync, show</p> <p>Possible Value: [1_16]</p> <p>Parser: TextParser</p>
SEND_CN	<p>Description: Send charge number. Specifies whether the carrier requires sending a charge number; used when the charged number is different from the calling number. For example, collect calls. Also specifies whether the type of line that is making the call (OLI: originating line information) must be sent to the carrier. Carrier provides.</p> <p>CHAR(1): Y/N (Default = N)</p> <p>Valid for Command: add, change, audit, sync, show</p> <p>Default Value: N</p> <p>Possible Value: Y, N</p> <p>Parser: BooleanParser</p>
SEND_CSP	<p>Description: Specifies whether the carrier selection parameter must be sent to the carrier. The CSP identifies how the call was dialed for that carrier—PIC, Casual, Casual-same-as-PIC.</p> <p>CHAR(1): Y/N (Default = N).</p> <p>Valid for Command: add, change, audit, sync, show</p> <p>Default Value: N</p> <p>Possible Value: Y, N</p> <p>Parser: BooleanParser</p>
SP_ID	<p>Description: Foreign key: Service Provider table. Service provider ID associated with a carrier. If the SP-ID is not null, the routing information from the service provider table is used. If the SP-ID is null, then the use-dial-plan flag is checked for routing instructions.</p> <p>VARCHAR(16): 1-16 ASCII characters.</p> <p>Valid for Command: add, audit, change, show, sync</p> <p>Possible Value: [1_16]</p> <p>Parser: TextParser</p>

START_ROW	<p>Description: Specifies to begin displaying data on the screen at a row.</p> <p>INTEGER: 1-100000000 (Default = 1).</p> <p>Valid for Command: show</p> <p>Default Value: 1</p> <p>Possible Value: [1_100000000]</p> <p>Parser: DecimalParser</p>
STATUS	<p>Description: Status of the carrier.</p> <p>CHAR(3): 1-3 ASCII characters. Permitted values are:</p> <p>OOS (Default)—Out-of-Service.</p> <p>INS—In-Service.</p> <p>Valid for Command: add, change, audit, sync, show</p> <p>Default Value: OOS</p> <p>Possible Value: OOS, INS</p> <p>Parser: TextParser</p>
TARGET	<p>Description: Specifies the network element to receive the request.</p> <p>VARCHAR(5): 1-5 ASCII characters. Permitted values are:</p> <p>CA—Network identifier of a CA.</p> <p>FSPTC (POTS/Tandem/Centrex Feature Server)—Network identifier of a specific Feature Server.</p> <p>FSAIN (AIN Feature Server)—Network identifier of AIN FSs.</p> <p>Valid for Command: sync</p> <p>Mandatory: sync</p> <p>Possible Value: [1_10]</p> <p>Parser: TextParser</p>
USE_DIAL_PLAN	<p>Description: Specifies whether to use the route guide defined in the Dial Plan table or the route guide defined in the Carrier table. This token is used when the local service provider is also the long-distance service provider.</p> <p>CHAR(1): Y/N (Default = N).</p> <p>Y—Use route guide defined in the Dial Plan table.</p> <p>N—Use route guide defined in the Carrier table.</p> <p>Valid for Command: add, change, audit, sync, show</p> <p>Default Value: N</p> <p>Possible Value: Y, N</p> <p>Parser: BooleanParser</p>

Local Serving Area

The local service area (LSA) table provides extended local service. If a NANP dialed call results in an intraLATA toll or an interLATA call, and the subscriber has an LSA ID assigned, the LSA table is screened to check if the dialed digits appear in the subscriber's LSA area. If the dialed digits are found in the Lsa table, the call is converted to a local call.

Class of Service Screening

Class of service (COS) screening allows subscribers, or a group of subscribers, to have different collections of privileges and features assigned to them.

The COS Restrict (cos-restrict) table identifies the restrictions on a subscriber's class of service, including restrictions on the calls the subscriber can make (screening).

Call type and casual call screening are not performed for NANP and international operator calls, even though NANP or casual call restrictions are requested for a calling party.

Account codes are not collected for:

- 0+, NANP operator calls
- 01+, international operators calls
- local calls

Class of call screening examples are:

- Block based on call types (900, 411, operator)
- NANP restrictions based on call type (local, intraLATA, national, or all NANP)
- International restrictions (all CC, none, B/W list)
- Casual call restrictions (no restrictions, no casual calls, B/W list)
- Originating line information (OLI) restrictions for tandem calls
- Account codes
- Authorization codes

Routing

This section provides information relating to the routing of calls by the BTS 10200. The following topics are discussed:

- [Office Code](#)
- [Ported Office Code](#)
- [Route Guide](#)
- [Route](#)
- [Trunk Group](#)

Office Code

The Office Code (`office-code`) table specifies the office codes assigned to a particular Call Agent. The office codes defined in this table normally terminate to a subscriber. This table defines the `office-code-index` (normalized office code) that is used as an index in the `DN2Subscriber` table.

Ported Office Code

The Ported Office Code (`ported-office-code`) table specifies numbers, or ranges of numbers, that might have been ported-in to this switch. If a called number matches any of the ported numbers, or is within any of the specified ranges of numbers, the Call Agent queries the `DN2subscriber` table to determine the current status of the DN.

Route Guide

The Route Guide (`route-guide`) table holds routing information based on policy-type.

Route

The Route (`route`) table contains a list of up to ten trunk groups to route a call. If all the trunk groups are busy or not available, call processing uses the `alt-route-id` (if specified) to route the call. The EMS provisions the Call Agent ID field based on the Trunk Group table.

**Note**

This table allows the service provider to provision a list of up to 10 trunk groups (TG1 to TG10), and a parameter for selecting the priority of the TGs for routing (`TG-SELECTION`). The system attempts to route the call on the highest priority TG. If the call cannot be completed on the highest priority TG, the system attempts to use the next (lower priority) TG, a process known as route advance. The system attempts route advance to lower priority TGs up to five times. (Any TG in the list that is administratively out of service is not counted as an attempt.) If all five attempts fail, the call is released, and the system provides a release announcement.

The route table enables:

- 10 trunk groups per route
- Digit manipulation per trunk group
- Multiple routes can be linked

Trunk Group

The Trunk Group (`trunk-grp`) table identifies the trunk group and maps it to the associated media gateway.

Trunk Group Types

The BTS 10200 supports the following trunk group types: announcement, channel associated signaling (CAS), Integrated Services Digital Network (ISDN), Signal System 7 (SS7), and SOFTSW (Session Initiation Protocol (SIP)). The Trunk Group table defines common information based on the trunk group type. The BTS 10200 supports announcement, CAS, ISDN, SS7 and SOFTSW trunk group profiles. The following trunk group types are discussed:

- [Announcement](#)
- [Channel Associated Signaling](#)
- [Integrated Services Digital Network](#)
- [Signaling System 7](#)
- [Session Initiation Protocol](#)

Announcement

The Announcement Trunk (annc-trunk) table is used when an announcement server is required in an Asynchronous Transfer Mode (ATM) network.

Channel Associated Signaling

The CAS Trunk Group Profile (cas-tg-profile) table holds common information on a CAS trunk group. It supports the following signaling types: dual tone multifrequency (DTMF) loop start, DTMF ground start, multifrequency (MF) im start, MF wink start, DTMF im start, DTMF wink start. A cas-tg-profile record can be shared by multiple CAS trunk groups.

Integrated Services Digital Network

The ISDN Trunk Group Profile (isdn-tg-profile) table holds common information regarding an ISDN trunk group. This table is used to configure the BTS 10200 to interact with various types of private branch exchanges (PBXs) having different configurations (such as non-facility associated signaling (NFAS), facility associated signaling (FAS), and so forth), initialization procedures (service or restart), or supporting different call control or maintenance timer values. The isdn-tg-profile record can be shared by multiple ISDN trunk groups. The table tokens configure the Call Agent to communicate with a particular PBX.

Signaling System 7

The SS7 American National Standards Institute (ANSI) Trunk Group Profile (ss7-ansi-tg-profile) table holds common information regarding an SS7 trunk group such as continuity test (COT). This table can be shared by multiple SS7 trunk groups.

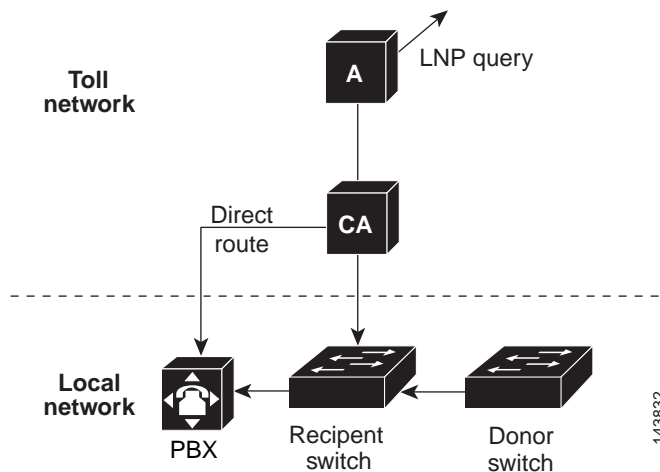
Session Initiation Protocol

The Softswitch (SIP) Trunk Group Profile (softsw-tg-profile) table holds all the information specific to a Softswitch trunk, such as id, protocol, indicators and echo suppression. The softsw-tg-profile record can be shared by multiple softswitch trunk groups. An ID must be created in this table before entries can be added to the Softswitch Trunk Group table.

Generic Address Parameter Based Routing

Figure 5-5 shows an illustrated example of generic address parameter (GAP) based routing.

Figure 5-5 Generic Address Parameter Based Routing



Tandem Provisioning

This section provides general information on tandem provisioning. For detail information, refer to the *Cisco BTS 10200 Softswitch Command Line Interface Reference Guide*. The following topics are discussed:

- [Automatic Number Identification](#)
- [Automatic Number Identification Screening](#)
- [Automatic Number Identification Screening Profile](#)
- [Cause Code Map](#)
- [Cause Code Map Profile](#)
- [H.323 Gateway](#)
- [H.323 Gateway to Gatekeeper](#)
- [H.323 Terminal](#)
- [H.323 Terminal Profile](#)
- [H.323 Trunk Group Profile](#)
- [II White Black List](#)
- [Service Provider](#)
- [Technical Prefix Group Profile](#)
- [Technical Prefix Group](#)
- [Trunk Group Feature Data](#)
- [Trunk Group Service Profile](#)

Automatic Number Identification

The ANI table is used for the ANI screening feature. The table keeps track of allowed/blocked status ANI. If the ANI status is blocked, the call is not allowed.

Automatic Number Identification Screening

The ANI Screening (ani-screening) table performs ANI screening on calls received over a trunk group. Normally, ANI screening is performed on calls received from a PBX (ISDN, H.323, and Session Initiation Protocol (SIP)). This table allows performing ANI-based routing in addition to ANI screening. When a record is found that matches the incoming ANI, the subscriber ID associated with the record is used for further digit analysis and routing.

Automatic Number Identification Screening Profile

The ANI Screening Profile (ani-screening-profile) table defines an id to perform ANI screening. The ID is assigned to a trunk group when ANI screening is required or when ANI-based routing is required for calls originating over a trunk group.

Cause Code Map

The Cause Code Map (cause-code-map) table processes cause codes received from an outgoing interface, and also when sending cause codes to a previous switch over an incoming interface. It also specifies why a call was released.

When used for an outgoing interface, this table serves the following purposes:

- Determines what action the BTS 10200 takes for cause codes received over an outgoing interface.
- Maps received cause codes to normalized cause codes.

When used for an incoming interface, the table maps normalized cause codes to a cause code sent over the incoming interface. If no entry is found in the table, the BTS 10200 uses the cause code as is.

Cause Code Map Profile

The Cause Code Map Profile (cause-code-map-profile) table defines cause code map IDs, defines default mappings to a standard cause code (Q.850), and defines default actions to take. These IDs must be provisioned before provisioning either the Cause Code table or the Trunk Group table.

H.323 Gateway

The H.323 Gateway (h323-gw) table defines the capabilities of each H.323 protocol gateway. There can be four instances of an H.323 gateway running on the Call Agent at any one time.

H.323 Gateway to Gatekeeper

The H.323 Gateway to Gatekeeper (h323-gw2gk) table describes gatekeeper characteristics for each gateway in an H.323 network. Multiple gateways can have the same gatekeeper, or there can be a different gatekeeper for each gateway. However, a gateway can be registered to one gatekeeper at a time. A gatekeeper identifies, controls, counts, and supervises gateway traffic, including, but not limited to, gateway registration, address resolution, bandwidth control, and admission control.

H.323 Terminal

The H.323 Terminal (h323-term) table holds information about H.323 terminals (such as H.323 audio/video phones) managed by the Call Agent and known in advance. This table is specific to H.323 subscribers.

H.323 Terminal Profile

The H.323 Terminal Profile (h323-term-profile) table defines the characteristics of group of H.323 terminals (or phones). An h323-term-profile id must be created in this table before any H.323 subscriber entries can be added. This table contains almost all the same fields as from the H.323 Trunk Group Profile table, except for some that are specific to trunk side (such as Generic Transparency Descriptor (GTD)).

H.323 Trunk Group Profile

The H.323 Trunk Group Profile (h323-tg-profile) table defines the characteristics of each H.323 trunk. An h323-tg-profile id must be created in this table before H.323 trunk group entries can be added.

II White Black List

The II White Black List (ii-wb-list) table allows or blocks calls from certain types of lines. The COS Restrict ID specifies if the list is to be used as a White List or Black List.

Service Provider

The Service Provider (service-provider) table is used when there are multiple service providers providing service via a single logical Call Agent.

Technical Prefix Group Profile

The Technical Prefix Group Profile (tech-prefix-grp-profile) table identifies the IDs used for the Technical Prefix Group table. These IDs must be created in this table before entries can be added to the Technical Prefix Group table.

Technical Prefix Group

The Technical Prefix Group (tech-prefix-grp) table provides a list of technical prefixes supported by a gateway. The same tech-prefix-list ID can be shared by multiple gateways. Each gateway must register the tech-prefixes supported to their respective gatekeepers.

Technical prefixes allow the inclusion of special characters in a called number. These special characters are commonly designated as a 1#, 2#, 3#, and so forth, and can be configured to prepend called number on the outgoing VoIP dial peer. The gatekeeper then checks its gateway technical prefix table for gateways registered with that particular tech prefix. Technology prefixes can also be used to identify a type, class, or pool of gateways.

The gatekeeper can be provisioned with technical prefixes in one of the following ways:

- Dynamically registered technical prefixes. The H.323 gateway registers one or more technical prefixes with the gatekeeper.
- Statically registered technical prefixes. The gatekeeper is provisioned with the technical prefixes and the gateways supporting them.
- Default technical prefixes also registered statically at the gatekeeper. If the gatekeeper does not receive a technical prefix in the admission request (ARQ), the gatekeeper uses the default technical prefixes.

A group of one or more of technical prefixes can be provisioned in BTS 10200 and this group can be associated to an H.323 gateway. The BTS 10200 H.323 gateway process instance registers the technical prefixes from its technical prefix group with its primary gatekeeper. The technical prefix is encoded in the terminal Alias field of a registration request (RRQ) message as E.164 addresses. The gatekeeper routes calls to the BTS 10200 H.323 gateway based on the technical prefixes.

Trunk Group Feature Data

The Trunk Group Feature Data (`trunk-grp-feature-data`) table performs COS screening for Tandem calls. If the received ANI is not found in the ANI table, and the casual-call flag is set to Y, the call is allowed. If the casual-call flag is set to N, the call is blocked. The `cos-restrict-id` performs the COS screening.

Trunk Group Service Profile

The Trunk Group Service Profile (`trunk-grp-service-profile`) table links a trunk group to services.

Local Toll-Free Service Provisioning

The purpose of toll-free services is to have the called party, rather than the calling party, charged for the call. These calls are prefixed with the 1+8XX service access codes. The seven digits following the 8XX codes are used for routing the call. For an inbound/outbound 8XX call, the BTS 10200 checks the local toll-free database first. If the corresponding DN is not found in the local toll-free database, the system sends a query to the service control point (SCP) to request the corresponding DN. All aspects of toll-free calling are transparent to the caller. A caller expects to dial 1-8XX-NXX-XXXX to reach the desired destination. The company that translates the number to a specific DN, and the company that routes the call, must appear transparent to callers. Most callers are not aware that their dialed 8XX number is changed into a specific DN. What matters to the callers is that they reach what they perceive to be the called number, and they are not billed for the call.

The following additional topics are discussed in this section:

- [Local Toll-Free Database](#)
- [Service Control Point Based Toll-Free Services](#)
- [Automatic Number Identification White/Black List](#)
- [Customer Group](#)
- [DN2 Customer Group](#)
- [II Restrict List](#)

Local Toll-Free Database

The BTS 10200 provides the ability to translate inbound/outbound 8XX numbers at the Feature Server (FS) using a local 8XX database. The 8XX service supports the following features:

- Origin-dependent routing
- Time-of-day routing
- Percentage-based routing
- Information digit-based screening
- Black/white list screening

The BTS 10200 also supports optional dialed number identification service (DNIS) service. In an 8XX DNIS service, when a call is terminated to a PBX (call center), 4 digits are outpulsed to the PBX to identify the originally dialed 8XX number. In case of custom DNIS, up to 22 digits can be outpulsed with additional information such as:

- Original 8XX number dialed
- Automatic number identification (ANI)
- Originating line information of the calling party

When a translated number (for an original 8XX call) is received, the Analyzed Info Dial Plan (DP) triggers the FS. The BTS 10200 looks up the DNIS and TG information for the call. The DNIS information is then outpulsed to the PBX. If an overflow condition is encountered, the call is routed to the overflow trunk. The overflow trunk can be a public switched telephone network (PSTN) trunk.

Service Control Point Based Toll-Free Services

The BTS 10200 communicates with an SCP-based database called the toll-free database service, which contains information for routing the call. The database service provides information about the network service provider selected to complete the call, and information for translating the toll-free number to a specific 10-digit DN. The routing of the call can vary depending on the arrangements made between the toll-free subscriber and the network service provider. These arrangements can include selective routing based on the time of day, day of week, and location from which the call originates.

Automatic Number Identification White/Black List

The ANI White Black List (ani-wb-list) table performs ANI screening on 800 calls. The Customer Group specifies if the list is to be used as a White List or a Black List. A White Black List specifies whether calls are allowed to connect (white) or not allowed to connect (black).

Customer Group

The Customer Group (cust-grp) table defines the cust-grp-id and how ANI call forwarding and call restrictions are applied.

DN2 Customer Group

The DN2 Customer Group (dn2cust-grp) table provides translation of inbound/outbound 8XX (toll free) numbers to a local number and designated carrier.

II Restrict List

The II Restrict List (II-restrict-list) table restricts certain types of originating line services for a given group. The use of the list is determined by provisioning in the Customer Group table. This is a Black List (restrict) only. It cannot be a White List.

Carriers/Service Providers

This section provides general carrier/service provider information. The following subjects are discussed:

- [Carrier](#)
- [Route Guide](#)
- [Circuit Code](#)
- [Service Provider](#)

Carrier

The Carrier (carrier) table defines the characteristics and capabilities supported by interLATA carriers, intraLATA carriers, international carriers, and provides routing information.

The following conditions apply when route-guide-id in the carrier table is configured for a toll-free call:

- When a subscriber makes the call, the route-guide-id in the carrier table will be used to route call if SCP returns a carrier ID.
- When SS7 makes toll-free call, the route-guide-id in the carrier table will work only when traffic-type=tandem if SCP returns a carrier id. This is because that toll free call query normally happens at either a local switch made by a local user or at a tandem switch where the traffic type could be set to TANDEM.



Note

LATA stands for local access transport area. It is predefined by geographical area.

Route Guide

The Route Guide (route-guide) table holds routing information based on policy-type. The Policy Prefix (policy-prefix) table provides information for call routing based on prefix (type of call). Typical call types include 1+ dialing, international calls, toll-free, and so on. This table is used mainly for carrier routing. The Policy Point of Presence (policy-pop) (POP) based policy routing routes a call to the nearest trunk group when there are multiple trunk groups. There are several situations where a policy POP can be used. If a Call Agent serves several POPs, each POP can have its own announcement server. A POP-specific announcement server can be more efficient than a centralized announcement server. InterLATA carriers also have a point of presence in each POP. Route interLATA or international calls to the nearest carrier location using policy POP routing. The Policy Origin Dependent Routing (policy-odr) table is used for origin-dependent routing. The numbering plan area (NPA) (or NPA-NXX) of the calling party number selects a route. If no match is found based on the calling party number, the route marked as default routes the call. The Policy Region (policy-region) table performs region-based routing. The region is derived using the Region Profile table from the Route Guide table and the calling party number ANI. If ANI is not available or the Region Profile table is not provisioned, the region assigned to the trunk group is used for trunk origination. If a record cannot be found based on the region, the record with region=default (if provisioned) is used for routing.

Circuit Code

The Circuit Code (circuit-code) table defines the circuit code value for the transit network selection (TNS) parameter. The circuit code value is defined based on the line, class of service, and call type. Special circuit code values are assigned to calls from coin or hotel motel lines. If special circuit code values are not required, the default circuit code values are based on the call type sent.

Service Provider

The Service Provider (service-provider) table is used when there are multiple service providers providing service via a single logical Call Agent.

Carrier Based Routing

Carrier based routing enables the routing of BTS 10200 calls based on carrier. Carrier based routing provides multiple service provider support. Additionally, carrier based routing enables matching of the carrier ID and the trunk group to individual service providers. Individual dial plans can be configured for each service provider or default routing can be enabled.

Call Processing Flow

This section describes the BTS 10200 call processing flow for calls terminating on a trunk and for calls terminating at a subscriber. The following topics are discussed:

- [Trunk Termination](#)
- [Subscriber Termination](#)

Trunk Termination

The trunk termination call flow is:

- Termination
- Subscriber
- Dial-plan
- Destination
- Route-guide
- Route
- Trunk group
- Trunk
- Termination

Subscriber Termination

The subscriber termination call flow is:

- Termination
- Subscriber
- Dial-plan
- Destination
- Office-code
- DN2Subscriber
- Subscriber
- Termination