



Open Source Used In CTIOS 12.6(2)

Cisco Systems, Inc.

www.cisco.com

Cisco has more than 200 offices worldwide. Addresses, phone numbers, and fax numbers are listed on the Cisco website at www.cisco.com/go/offices.

Text Part Number: 78EE117C99-1240662625

This document contains licenses and notices for open source software used in this product. With respect to the free/open source software listed in this document, if you have any questions or wish to receive a copy of any source code to which you may be entitled under the applicable free/open source license(s) (such as the GNU Lesser/General Public License), please submit this [form](#).

In your requests please include the following reference number 78EE117C99-1240662625

Contents

1.1 lcms 1.19

1.1.1 Available under license

1.2 libjpeg 6b

1.2.1 Notifications

1.2.2 Available under license

1.3 visual-studio-runtime 12.00.21005.1

1.3.1 Available under license

1.4 xerces-j 2.7.1

1.4.1 Available under license

1.5 openorb 1.4.0

1.5.1 Available under license

1.6 libpng 1.6.37

1.6.1 Available under license

1.7 libpcap 0.9.5

1.7.1 Available under license

1.8 activation 1.8

1.8.1 Available under license

1.9 jaxb-core 1.8

1.9.1 Available under license

1.10 istack-commons 1.8

1.10.1 Available under license

1.11 libjpeg 9c

1.11.1 Available under license

1.12 asm 7.2

1.12.1 Available under license

1.13 xml-commons-resolver 1.2

- 1.13.1 Available under license
- 1.14 visual-studio-runtime 10.00.30319.1**
 - 1.14.1 Available under license
- 1.15 visual-studio-runtime 14.00.24210.0**
 - 1.15.1 Available under license
- 1.16 mime-pull 1.8**
 - 1.16.1 Available under license
- 1.17 bcel 1.8**
 - 1.17.1 Available under license
- 1.18 winpcap 4.0.2**
 - 1.18.1 Available under license
- 1.19 zlib 1.2.12**
 - 1.19.1 Available under license
- 1.20 free-type 2.12.1**
 - 1.20.1 Available under license
- 1.21 tcpdump 4.0**
 - 1.21.1 Available under license
- 1.22 zlib 1.2.11**
 - 1.22.1 Available under license
- 1.23 jre 25.352**
 - 1.23.1 Available under license
- 1.24 openjdk 1.8.0u352**
 - 1.24.1 Available under license
- 1.25 saaj 1.2**
 - 1.25.1 Available under license

1.1 Icms 1.19

1.1.1 Available under license :

Little CMS

Copyright (c) 1998-2007 Marti Maria Saguer

Permission is hereby granted, free of charge, to any person obtaining a copy of this software and associated documentation files (the "Software"), to deal in the Software without restriction, including without limitation the rights to use, copy, modify, merge, publish, distribute, sublicense, and/or sell copies of the Software, and to permit persons to whom the Software is furnished to do so, subject to the following conditions:

The above copyright notice and this permission notice shall be included in all copies or substantial portions of the Software.

THE SOFTWARE IS PROVIDED "AS IS", WITHOUT WARRANTY OF ANY KIND, EXPRESS OR IMPLIED, INCLUDING BUT NOT LIMITED TO THE WARRANTIES OF MERCHANTABILITY, FITNESS FOR A

PARTICULAR PURPOSE AND NONINFRINGEMENT. IN NO EVENT SHALL THE AUTHORS OR COPYRIGHT HOLDERS BE LIABLE FOR ANY CLAIM, DAMAGES OR OTHER LIABILITY, WHETHER IN AN ACTION OF CONTRACT, TORT OR OTHERWISE, ARISING FROM, OUT OF OR IN CONNECTION WITH THE SOFTWARE OR THE USE OR OTHER DEALINGS IN THE SOFTWARE.

1.2 libjpeg 6b

1.2.1 Notifications :

This software is based in part on the work of the Independent JPEG Group.

1.2.2 Available under license :

The Independent JPEG Group's JPEG software

=====

README for release 6b of 27-Mar-1998

=====

This distribution contains the sixth public release of the Independent JPEG Group's free JPEG software. You are welcome to redistribute this software and to use it for any purpose, subject to the conditions under LEGAL ISSUES, below.

Serious users of this software (particularly those incorporating it into larger programs) should contact IJG at jpeg-info@uunet.uu.net to be added to our electronic mailing list. Mailing list members are notified of updates and have a chance to participate in technical discussions, etc.

This software is the work of Tom Lane, Philip Gladstone, Jim Boucher, Lee Crocker, Julian Minguillon, Luis Ortiz, George Phillips, Davide Rossi, Guido Vollbeding, Ge' Weijers, and other members of the Independent JPEG Group.

IJG is not affiliated with the official ISO JPEG standards committee.

DOCUMENTATION

ROADMAP

=====

This file contains the following sections:

OVERVIEW General description of JPEG and the IJG software.
LEGAL ISSUES Copyright, lack of warranty, terms of distribution.
REFERENCES Where to learn more about JPEG.
ARCHIVE LOCATIONS Where to find newer versions of this software.
RELATED SOFTWARE Other stuff you should get.
FILE FORMAT WARS Software *not* to get.
TO DO Plans for future IJG releases.

Other documentation files in the distribution are:

User documentation:

install.doc How to configure and install the IJG software.
usage.doc Usage instructions for cjpeg, djpeg, jpegtran,
rdjpgcom, and wrjpgcom.
*.1 Unix-style man pages for programs (same info as usage.doc).
wizard.doc Advanced usage instructions for JPEG wizards only.
change.log Version-to-version change highlights.

Programmer and internal
documentation:

libjpeg.doc How to use the JPEG library in your own programs.
example.c Sample code for calling the JPEG library.
structure.doc Overview of the JPEG library's internal structure.
filelist.doc Road map of IJG files.
coderrules.doc Coding style rules --- please read if you contribute code.

Please read at least the files install.doc and usage.doc. Useful information can also be found in the JPEG FAQ (Frequently Asked Questions) article. See ARCHIVE LOCATIONS below to find out where to obtain the FAQ article.

If you want to understand how the JPEG code works, we suggest reading one or more of the REFERENCES, then looking at the documentation files (in roughly the order listed) before diving into the code.

OVERVIEW

=====

This package contains C software to implement JPEG image compression and decompression. JPEG (pronounced "jay-peg") is a standardized compression method for full-color and gray-scale images.

JPEG is intended for compressing "real-world" scenes; line drawings, cartoons and other non-realistic images are not its strong suit. JPEG is lossy, meaning that the output image is not exactly identical to the input image. Hence you must not use JPEG if you have to have identical output bits. However, on typical photographic images, very good compression levels can be obtained with no visible change, and remarkably high compression levels are possible if you can tolerate a low-quality image. For more details, see the references, or just experiment with various compression settings.

This software implements JPEG baseline, extended-sequential, and progressive compression processes. Provision is made for supporting all variants of these processes, although some uncommon parameter settings aren't implemented yet. For legal reasons, we are not distributing code for the arithmetic-coding variants of JPEG; see LEGAL ISSUES. We have made no provision for supporting

the
hierarchical or lossless processes defined in the standard.

We provide a set of library routines for reading and writing JPEG image files, plus two sample applications "cjpeg" and "djpeg", which use the library to perform conversion between JPEG and some other popular image file formats. The library is intended to be reused in other applications.

In order to support file conversion and viewing software, we have included considerable functionality beyond the bare JPEG coding/decoding capability; for example, the color quantization modules are not strictly part of JPEG decoding, but they are essential for output to colormapped file formats or colormapped displays. These extra functions can be compiled out of the library if not required for a particular application. We have also included "jpegtran", a utility for lossless transcoding between different JPEG processes, and "rdjpgcom" and "wrjpgcom", two simple applications for inserting and extracting textual comments in JFIF files.

The emphasis in designing this software has been on achieving portability and flexibility, while also making it fast enough to be useful. In particular, the software is not intended to be read as a tutorial on JPEG. (See the REFERENCES section for introductory material.) Rather, it is intended to be reliable, portable, industrial-strength code. We do not claim to have achieved that goal in every aspect of the software, but we strive for it.

We welcome the use of this software as a component of commercial products. No royalty is required, but we do ask for an acknowledgement in product documentation, as described under LEGAL ISSUES.

LEGAL ISSUES

=====

In plain English:

1. We don't promise that this software works. (But if you find any bugs, please let us know!)
2. You can use this software for whatever you want. You don't have to pay us.
3. You may not pretend that you wrote this software. If you use it in a program, you must acknowledge somewhere in your documentation that you've used the IJG code.

In legalese:

The authors make NO WARRANTY or representation, either express or implied, with respect to this software, its quality, accuracy, merchantability, or

fitness for a particular purpose. This software is provided "AS IS", and you, its user, assume the entire risk as to its quality and accuracy.

This software is copyright (C) 1991-1998, Thomas G. Lane.
All Rights Reserved except as specified below.

Permission is hereby granted to use, copy, modify, and distribute this software (or portions thereof) for any purpose, without fee, subject to these conditions:

(1) If any part of the source code for this software is distributed, then this README file must be included, with this copyright and no-warranty notice unaltered; and any additions, deletions, or changes to the original files must be clearly indicated in accompanying documentation.

(2) If only executable code is distributed, then the accompanying documentation must state that "this software is based in part on the work of the Independent JPEG Group".

(3) Permission for use of this software is granted only if the user accepts full responsibility for any undesirable consequences; the authors accept NO LIABILITY for damages of any kind.

These conditions apply to any software derived from or based on the IJG code, not just to the unmodified library. If you use our work, you ought to acknowledge us.

Permission is NOT granted for the use of any IJG author's name or company name in advertising or publicity relating to this software or products derived from it. This software may be referred to only as "the Independent JPEG Group's software".

We specifically permit and encourage the use of this software as the basis of commercial products, provided that all warranty or liability claims are assumed by the product vendor.

ansi2knr.c is included in this distribution by permission of L. Peter Deutsch, sole proprietor of its copyright holder, Aladdin Enterprises of Menlo Park, CA. ansi2knr.c is NOT covered by the above copyright and conditions, but instead by the usual distribution terms of the Free Software Foundation; principally, that you must include source code if you redistribute it. (See the file ansi2knr.c for full details.) However, since ansi2knr.c is not needed as part of any program generated from the IJG code, this does not limit you more than the foregoing paragraphs do.

The Unix configuration script "configure" was produced with GNU Autoconf. It is copyright by the Free Software Foundation but is freely distributable. The same holds for its supporting scripts (config.guess, config.sub,

ltconfig, ltmain.sh). Another support script, install-sh, is copyright by M.I.T. but is also freely distributable.

It appears that the arithmetic coding option of the JPEG spec is covered by patents owned by IBM, AT&T, and Mitsubishi. Hence arithmetic coding cannot legally be used without obtaining one or more licenses. For this reason, support for arithmetic coding has been removed from the free JPEG software. (Since arithmetic coding provides only a marginal gain over the unpatented Huffman mode, it is unlikely that very many implementations will support it.) So far as we are aware, there are no patent restrictions on the remaining code.

The IJG distribution formerly included code to read and write GIF files. To avoid entanglement with the Unisys LZW patent, GIF reading support has been removed altogether, and the GIF writer has been simplified to produce "uncompressed GIFs". This technique does not use the LZW algorithm; the resulting GIF files are larger than usual, but are readable by all standard GIF decoders.

We are required to state that

"The Graphics Interchange Format(c) is the Copyright property of CompuServe Incorporated. GIF(sm) is a Service Mark property of CompuServe Incorporated."

REFERENCES

=====

We

highly recommend reading one or more of these references before trying to understand the innards of the JPEG software.

The best short technical introduction to the JPEG compression algorithm is Wallace, Gregory K. "The JPEG Still Picture Compression Standard", Communications of the ACM, April 1991 (vol. 34 no. 4), pp. 30-44. (Adjacent articles in that issue discuss MPEG motion picture compression, applications of JPEG, and related topics.) If you don't have the CACM issue handy, a PostScript file containing a revised version of Wallace's article is available at <ftp://ftp.uu.net/graphics/jpeg/wallace.ps.gz>. The file (actually a preprint for an article that appeared in IEEE Trans. Consumer Electronics) omits the sample images that appeared in CACM, but it includes corrections and some added material. Note: the Wallace article is copyright ACM and IEEE, and it may not be used for commercial purposes.

A somewhat less technical, more leisurely introduction to JPEG can be found in "The Data Compression Book" by Mark Nelson and Jean-loup Gailly, published by

M&T Books (New York), 2nd ed. 1996, ISBN 1-55851-434-1. This book provides good explanations and example C code for a multitude of compression methods including JPEG. It is an excellent source if you are comfortable reading C code but don't know much about data compression in general. The book's JPEG sample code is far from industrial-strength, but when you are ready to look at a full implementation, you've got one here...

The best full description of JPEG is the textbook "JPEG Still Image Data Compression Standard" by William B. Pennebaker and Joan L. Mitchell, published by Van Nostrand Reinhold, 1993, ISBN 0-442-01272-1. Price US\$59.95, 638 pp. The book includes the complete text of the ISO JPEG standards (DIS 10918-1 and draft DIS 10918-2). This is by far the most complete exposition of JPEG in existence, and we highly recommend it.

The

JPEG standard itself is not available electronically; you must order a paper copy through ISO or ITU. (Unless you feel a need to own a certified official copy, we recommend buying the Pennebaker and Mitchell book instead; it's much cheaper and includes a great deal of useful explanatory material.) In the USA, copies of the standard may be ordered from ANSI Sales at (212) 642-4900, or from Global Engineering Documents at (800) 854-7179. (ANSI doesn't take credit card orders, but Global does.) It's not cheap: as of 1992, ANSI was charging \$95 for Part 1 and \$47 for Part 2, plus 7% shipping/handling. The standard is divided into two parts, Part 1 being the actual specification, while Part 2 covers compliance testing methods. Part 1 is titled "Digital Compression and Coding of Continuous-tone Still Images, Part 1: Requirements and guidelines" and has document numbers ISO/IEC IS 10918-1, ITU-T T.81. Part 2 is titled "Digital Compression and Coding of Continuous-tone Still Images, Part 2: Compliance testing" and has document numbers ISO/IEC IS 10918-2, ITU-T T.83.

Some extensions to the original JPEG standard are defined in JPEG Part 3, a newer ISO standard numbered ISO/IEC IS 10918-3 and ITU-T T.84. IJG currently does not support any Part 3 extensions.

The JPEG standard does not specify all details of an interchangeable file format. For the omitted details we follow the "JFIF" conventions, revision 1.02. A copy of the JFIF spec is available from:

Literature Department

C-Cube Microsystems, Inc.

1778 McCarthy Blvd.

Milpitas, CA 95035

phone (408) 944-6300, fax (408) 944-6314

A PostScript version of this document is available by FTP at

<ftp://ftp.uu.net/graphics/jpeg/jfif.ps.gz>. There is also a plain text

version at <ftp://ftp.uu.net/graphics/jpeg/jfif.txt.gz>, but it is missing

the figures.

The TIFF 6.0 file format specification can be obtained by FTP from <ftp://ftp.sgi.com/graphics/tiff/TIFF6.ps.gz>. The JPEG incorporation scheme found in the TIFF 6.0 spec of 3-June-92 has a number of serious problems. IJG does not recommend use of the TIFF 6.0 design (TIFF Compression tag 6). Instead, we recommend the JPEG design proposed by TIFF Technical Note #2 (Compression tag 7). Copies of this Note can be obtained from <ftp.sgi.com> or from <ftp://ftp.uu.net/graphics/jpeg/>. It is expected that the next revision of the TIFF spec will replace the 6.0 JPEG design with the Note's design. Although IJG's own code does not support TIFF/JPEG, the free libtiff library uses our library to implement TIFF/JPEG per the Note. libtiff is available from <ftp://ftp.sgi.com/graphics/tiff/>.

ARCHIVE LOCATIONS

=====

The "official" archive site for this software is <ftp.uu.net> (Internet address 192.48.96.9). The most recent released version can always be found there in directory <graphics/jpeg>. This particular version will be archived as <ftp://ftp.uu.net/graphics/jpeg/jpegsrc.v6b.tar.gz>. If you don't have direct Internet access, UUNET's archives are also available via UUCP; contact help@uunet.uu.net for information on retrieving files that way.

Numerous Internet sites maintain copies of the UUNET files. However, only <ftp.uu.net> is guaranteed to have the latest official version.

You can also obtain this software in DOS-compatible "zip" archive format from the SimTel archives (<ftp://ftp.simtel.net/pub/simtelnet/msdos/graphics/>), or on CompuServe in the Graphics Support forum (GO CIS:GRAPHSUP), library 12 "JPEG Tools". Again, these versions may sometimes lag behind the <ftp.uu.net> release.

The JPEG FAQ (Frequently Asked Questions) article is a useful source of general information about JPEG. It is updated constantly and therefore is not included in this distribution. The FAQ is posted every two weeks to Usenet newsgroups <comp.graphics.misc>, <news.answers>, and other groups. It is available on the World Wide Web at <http://www.faqs.org/faqs/jpeg-faq/> and other <news.answers> archive sites, including the official <news.answers> archive at <rtfm.mit.edu>: <ftp://rtfm.mit.edu/pub/usenet/news.answers/jpeg-faq/>. If you don't have Web or FTP access, send e-mail to mail-server@rtfm.mit.edu with body
send <usenet/news.answers/jpeg-faq/part1>
send <usenet/news.answers/jpeg-faq/part2>

RELATED SOFTWARE

=====

Numerous viewing and image manipulation programs now support JPEG. (Quite a few of them use this library to do so.) The JPEG FAQ described above lists some of the more popular free and shareware viewers, and tells where to obtain them on Internet.

If you are on a Unix machine, we highly recommend Jef Poskanzer's free PBPLUS software, which provides many useful operations on PPM-format image files. In particular, it can convert PPM images to and from a wide range of other formats, thus making cjpeg/djpeg considerably more useful. The latest version is distributed by the NetPBM group, and is available from numerous sites,

notably <ftp://wuarchive.wustl.edu/graphics/graphics/packages/NetPBM/>.

Unfortunately PBPLUS/NETPBM is not nearly as portable as the IJG software is; you are likely to have difficulty making it work on any non-Unix machine.

A different free JPEG implementation, written by the PVRG group at Stanford, is available from <ftp://havefun.stanford.edu/pub/jpeg/>. This program is designed for research and experimentation rather than production use; it is slower, harder to use, and less portable than the IJG code, but it is easier to read and modify. Also, the PVRG code supports lossless JPEG, which we do not. (On the other hand, it doesn't do progressive JPEG.)

FILE FORMAT WARS

=====

Some JPEG programs produce files that are not compatible with our library. The root of the problem is that the ISO JPEG committee failed to specify a concrete file format. Some vendors "filled in the blanks" on their own, creating proprietary formats that no one else could read.

(For example, none of the early commercial JPEG implementations for the Macintosh were able to exchange compressed files.)

The file format we have adopted is called JFIF (see REFERENCES). This format has been agreed to by a number of major commercial JPEG vendors, and it has become the de facto standard. JFIF is a minimal or "low end" representation. We recommend the use of TIFF/JPEG (TIFF revision 6.0 as modified by TIFF Technical Note #2) for "high end" applications that need to record a lot of additional data about an image. TIFF/JPEG is fairly new and not yet widely supported, unfortunately.

The upcoming JPEG Part 3 standard defines a file format called SPIFF. SPIFF is interoperable with JFIF, in the sense that most JFIF decoders should

be able to read the most common variant of SPIFF. SPIFF has some technical advantages over JFIF, but its major claim to fame is simply that it is an official standard rather than an informal one. At this point it is unclear whether

SPIFF will supersede JFIF or whether JFIF will remain the de-facto standard. IJG intends to support SPIFF once the standard is frozen, but we have not decided whether it should become our default output format or not. (In any case, our decoder will remain capable of reading JFIF indefinitely.)

Various proprietary file formats incorporating JPEG compression also exist. We have little or no sympathy for the existence of these formats. Indeed, one of the original reasons for developing this free software was to help force convergence on common, open format standards for JPEG files. Don't use a proprietary file format!

TO DO

=====

The major thrust for v7 will probably be improvement of visual quality. The current method for scaling the quantization tables is known not to be very good at low Q values. We also intend to investigate block boundary smoothing, "poor man's variable quantization", and other means of improving quality-vs-file-size performance without sacrificing compatibility.

In future versions, we are considering supporting some of the upcoming JPEG Part 3 extensions --- principally, variable quantization and the SPIFF file format.

As always, speeding things up is of great interest.

Please send bug reports, offers of help, etc. to jpeg-info@uunet.uu.net.

1.3 visual-studio-runtime 12.00.21005.1

1.3.1 Available under license :

MICROSOFT SOFTWARE LICENSE TERMS

MICROSOFT VISUAL STUDIO ENTERPRISE 2017, VISUAL STUDIO PROFESSIONAL 2017, VISUAL STUDIO TEST PROFESSIONAL 2017 AND TRIAL EDITION

These license terms are an agreement between you and Microsoft Corporation (or based on where you live, one of its affiliates). They apply to the software named above. The terms also apply to any Microsoft services and updates for the software, except to the extent those have different terms.

BY USING THE SOFTWARE, YOU ACCEPT THESE TERMS. IF YOU DO NOT ACCEPT THEM, DO NOT USE THE SOFTWARE. INSTEAD, RETURN IT TO THE RETAILER FOR A REFUND OR CREDIT. If you cannot obtain a refund there, contact Microsoft about Microsoft's refund policies. See www.microsoft.com/worldwide. In the United States and Canada, call (800) MICROSOFT or see

TRIAL EDITION USE RIGHTS. If the software is a trial edition, this Section applies to your use of the trial edition.

A. GENERAL. You may use any number of copies

of the trial edition on your devices. You may only use the trial edition for internal evaluation purposes, and only during the trial period. You may not distribute or deploy any applications you make with the trial edition to a production environment. You may run load tests of up to 250 virtual users during the trial period.

B. TRIAL PERIOD AND CONVERSION. The trial period lasts for 30 days after you install the trial edition, plus any permitted extension period. After the expiration of the trial period, the trial edition will stop running. You may extend the trial period an additional 90 days if you sign in to the software. You may not be able to access data used with the trial edition when it stops running. You may convert your trial rights at any time to the full-use rights described below by acquiring a valid full-use license.

C. DISCLAIMER OF WARRANTY. THE TRIAL EDITION IS LICENSED “AS-IS.” YOU BEAR THE RISK OF USING IT. MICROSOFT GIVES NO EXPRESS WARRANTIES, GUARANTEES OR CONDITIONS. TO THE EXTENT PERMITTED UNDER YOUR LOCAL LAWS, MICROSOFT EXCLUDES THE IMPLIED WARRANTIES OF MERCHANTABILITY, FITNESS FOR A PARTICULAR PURPOSE AND NON-INFRINGEMENT.

FOR AUSTRALIA – YOU HAVE STATUTORY GUARANTEES UNDER THE AUSTRALIAN CONSUMER LAW AND NOTHING IN THESE TERMS IS INTENDED TO AFFECT THOSE RIGHTS.

D. SUPPORT. Because the trial edition is “as is,” we may not provide support services for it.

E. LIMITATIONS ON DAMAGES. YOU CAN RECOVER FROM MICROSOFT AND ITS SUPPLIERS ONLY DIRECT DAMAGES UP TO U.S. \$5.00. YOU CANNOT RECOVER ANY OTHER DAMAGES, INCLUDING CONSEQUENTIAL, LOST PROFITS, SPECIAL, INDIRECT OR INCIDENTAL DAMAGES.

This limitation applies to (a) anything related to the trial version, services, content (including code) on third party Internet sites, or third party programs; and (b) claims for breach of contract, breach of warranty, guarantee or condition, strict liability, negligence, or other tort to the extent permitted by applicable law.

It also applies even if Microsoft

knew or should have known about the possibility of the damages. The above limitation or exclusion may not apply to you because your country may not allow the exclusion or limitation of incidental, consequential or other damages.

FULL-USE LICENSE TERMS FOR THE SOFTWARE: When you acquire a valid license and either enter a product key or sign in to the software, the terms below apply. You may not share your product key or access credentials.

1. OVERVIEW.

a. Software. The software includes development tools, applications and documentation.

b. License Model. The software is licensed on a per user basis.

2. USE RIGHTS.

a. General. One user may use copies of the software on your devices to develop and test applications. This includes using copies of the software on your own internal servers that remain fully dedicated to your own use. You may not, however, separate the components of the software and run those in a production environment, or on third party devices (except as otherwise

stated in this agreement), or for any purpose other than developing and testing your applications. Running the software on Microsoft Azure requires a separate license.

b. Workloads. These license terms apply to your use of the Workloads made available to you within the software, except to the extent a Workload or a Workload component comes with different terms.

c. Demo Use. The use permitted above includes use of the software in demonstrating your applications.

d. Backup copy. You may make one backup copy of the software, for reinstalling the software.

3. TERMS FOR SPECIFIC COMPONENTS.

a. Utilities. The software contains items on the Utilities List at <https://go.microsoft.com/fwlink/?linkid=823097>. You may copy and install those items, if included with the software, onto your devices to debug and deploy your applications and databases you developed with the software. Please note that Utilities are designed for temporary use, that Microsoft may not be able to patch or update Utilities

separately from the rest of the software, and that some Utilities by their nature may make it possible for others to access the devices on which they are installed. As a result, you should delete all Utilities you have installed after you finish debugging or deploying your applications and databases. Microsoft is not responsible for any third party use or access of Utilities you install on any device.

b. Build Tools. You may copy and install files from the software onto your build devices, including physical devices and virtual machines or containers on those machines, whether on-premises or remote machines that are owned by you, hosted on Azure for you, or dedicated solely to your use (collectively, “Build Devices”). You and others in your organization may use these files on your Build Devices solely to compile, build, and verify applications or run quality or performance tests of those applications as part of the build process. For clarity, “applications” means applications developed

by you and others in your organization who are each licensed to use the software.

c. Font Components. While the software is running, you may use its fonts to display and print content. You may only: (i) embed fonts in content as permitted by the embedding restrictions in the fonts; and (ii) temporarily download them to a printer or other output device to help print content.

d. Licenses for Other Components.

- Microsoft Platforms. The software may include components from Microsoft Windows; Microsoft Windows Server; Microsoft SQL Server; Microsoft Exchange; Microsoft Office; and Microsoft SharePoint. These components are governed by separate agreements and their own product support policies, as described in the Microsoft “Licenses” folder accompanying the software, except that, if separate license terms for those components are included in the associated installation directly, those license terms control.

- Developer resources. The software includes compilers, languages, runtimes, environments, and other resources. These components may be governed by separate agreements and have their own product support policies. A list of these other components is located at <https://support.microsoft.com>.

Third Party Components. The software may include third party components with separate legal notices or governed by other agreements, as may be described in the ThirdPartyNotices file(s) accompanying the software.

e. PACKAGE MANAGERS. The software includes package managers, like NuGet, that give you the option to download other Microsoft and third party software packages to use with your application. Those packages are under their own licenses, and not this agreement. Microsoft does not distribute, license or provide any warranties for any of the third party packages.

4. DISTRIBUTABLE CODE. The software contains code that you are permitted to distribute in applications you develop as described in this Section. (For this Section the term “distribution” also means deployment of your applications for third parties to access over the Internet.)

a. Right to Use and Distribute. The code and text files listed below are “Distributable Code.”

- REDIST.TXT Files. You may copy and distribute the object code form of code listed on the REDIST list located at <https://go.microsoft.com/fwlink/?linkid=823097>.

- Sample Code, Templates and Styles. You may copy, modify and distribute the source and object code form of code marked as “sample”, “template”, “simple styles” and “sketch styles”.

- Image Library. You may copy and distribute images, graphics and animations in the Image Library as described in the software documentation.

- Third Party Distribution. You may permit distributors of your applications to copy and distribute the Distributable Code as part of those applications.

b. Distribution Requirements. For any Distributable Code you distribute, you must:

- add significant primary functionality to it in your applications;
- require distributors and external end users to agree to terms that protect the Distributable Code at least as much as this agreement; and
- indemnify, defend, and hold harmless Microsoft from any claims, including attorneys' fees, related to the distribution or use of your applications, except to the extent that any claim is based solely on the Distributable Code.

c. Distribution Restrictions. You may not:

- use Microsoft's trademarks in your applications' names or in a way that suggests your applications come from or are endorsed by Microsoft; or
- modify or distribute the source code of any Distributable Code so that any part of it becomes subject to an Excluded License. An Excluded License is one that requires, as a condition of use, modification or distribution of code, that (i) it be disclosed or distributed in source code form; or (ii) others have the right to modify it.

5. DATA.

a. Data Collection. The software may collect information about you and your use of the software, and send that to Microsoft. Microsoft may use this

information to provide services and improve our products and services. You may opt-out of many of these scenarios, but not all, as described in the product documentation. There are also some features in the software that may enable you and Microsoft to collect data from users of your applications. If you use these features, you must comply with applicable law, including providing appropriate notices to users of your applications together with Microsoft's privacy statement. Our privacy statement is located at

<https://go.microsoft.com/fwlink/?LinkID=824704>. You can learn more about data collection and use in the help documentation and our privacy statement. Your use of the software operates as your consent to these practices.

b. Processing of Personal Data. To the extent Microsoft is a processor or subprocessor of personal data in connection with the software, Microsoft makes the commitments in the European Union General Data Protection Regulation Terms of the Online Services Terms to

all customers effective May 25, 2018, at <http://go.microsoft.com/?linkid=9840733>.

6. SCOPE OF LICENSE. The software is licensed, not sold. This agreement only gives you some rights to use the software. Microsoft reserves all other rights. Unless applicable law gives you more rights despite this limitation, you may use the software only as expressly permitted in this agreement. In doing so, you must comply with any technical limitations in the software that only allow you to use it in certain ways. You may not

- work around any technical limitations in the software;
- reverse engineer, decompile or disassemble the software, or otherwise attempt to derive the source code for the software, except and to the extent required by third party licensing terms governing use of certain open source components that may be included in the software;
- remove, minimize, block or modify any notices of Microsoft or its suppliers in the software;
- use the software in any way that is against the law;
- share,

publish, rent or lease the software, or provide the software as a stand-alone offering for others to use.

7. DOCUMENTATION. Any person that has valid access to your computer or internal network may copy and use the documentation for your internal, reference purposes.

8. NOT FOR RESALE SOFTWARE. You may not sell software marked as "NFR" or "Not for Resale."

9. RIGHTS TO USE OTHER VERSIONS AND LOWER EDITIONS. You may use the software and any prior version on any device. You may create, store, install, run, or access in place of the version licensed, a copy or instance of a prior version, different permitted language version, or lower edition.

10. PROOF OF LICENSE. If you acquired the software on a disc or other media, your proof of license is the Microsoft certificate of authenticity label, the accompanying product key, and your receipt. If you purchased an online copy of the software, your proof of license is the Microsoft product key you received with your purchase and your receipt

and/or being able to access the software service through your Microsoft account. To identify genuine Microsoft software, see www.howtotell.com.

11. TRANSFER TO A THIRD PARTY. If you are a valid licensee of the software, you may transfer it and this agreement directly to another party. Before the transfer, that party must agree that this agreement applies to the transfer and use of the software. The transfer must include the software, genuine Microsoft product key, and (if applicable) the Proof of License label. The transferor must uninstall all copies of the software after transferring it from the device. The transferor may not retain any copies of the genuine Microsoft product key to be transferred, and may only retain copies of the software if otherwise licensed to do so. If you have acquired a non-perpetual license to use the software or if the software is marked Not for Resale you may not transfer the software or the software license agreement to another party.

12. EXPORT RESTRICTIONS.

You must comply with all domestic and international export laws and regulations that apply to the software, which include restrictions on destinations, end users, and end use. For further information on export restrictions, visit www.microsoft.com/exporting.

13. SUPPORT. Microsoft provides support for the software as described at <https://support.microsoft.com>.

14. ENTIRE AGREEMENT. This agreement (including the warranty below), and the terms for supplements, updates, Internet-based services and support services, are the entire agreement for the software and support services.

15. APPLICABLE LAW. If you acquired the software in the United States, Washington State law applies to interpretation of and claims for breach of this agreement, and the laws of the state where you live apply to all other claims. If you acquire the software in any other country, its laws apply.

16. CONSUMER RIGHTS; REGIONAL VARIATIONS. This agreement describes certain legal rights. You may have other rights,

including consumer rights, under the laws of your state or country. Separate and apart from your relationship with Microsoft, you may also have rights with respect to the party from which you acquired the software. This agreement does not change those other rights if the laws of your state or country do not permit it to do so. For example, if you acquired the software in one of the below regions, or if mandatory country law applies, then the following provisions apply to you:

a) Australia. References to “Limited Warranty” mean the express warranty provided by Microsoft or the manufacturer or installer. This warranty is in addition to other rights and remedies you may have under law, including your rights and remedies under the statutory guarantees in the Australian Consumer Law.

In this section, “goods” refers to the software for which Microsoft or the manufacturer or installer provides the express warranty. Our goods come with guarantees that cannot be excluded under the Australian

Consumer Law. You are entitled to a replacement or refund for a major failure and compensation for any other reasonably foreseeable loss or damage. You are also entitled to have the goods repaired or replaced if the goods fail to be of acceptable quality and the failure does not amount to a major failure.

b) Canada. If you acquired this software in Canada, you may stop receiving updates by turning off the automatic update feature, disconnecting your device from the Internet (if and when you re-connect to the Internet, however, the software will resume checking for and installing updates), or uninstalling the software. The product documentation, if any, may also specify how to turn off updates for your specific device or software.

c) Germany and Austria.

(i) Warranty. The properly licensed software will perform substantially as described in any Microsoft materials that accompany it. However, Microsoft gives no contractual guarantee in relation to the software.

(ii) Limitation of Liability.

In case of intentional conduct, gross negligence, claims based on the Product Liability Act, and death or personal or physical injury, Microsoft is liable according to the statutory law.

Subject to the foregoing clause (ii), Microsoft will only be liable for slight negligence if Microsoft is in breach of such material contractual obligations, the fulfillment of which facilitate the due performance of this agreement, the breach of which would endanger the purpose of this agreement and the compliance with which a party may

constantly trust in (so-called "cardinal obligations"). In other cases of slight negligence, Microsoft will not be liable for slight negligence.

17. LIMITATION ON AND EXCLUSION OF DAMAGES. YOU CAN RECOVER FROM MICROSOFT AND ITS SUPPLIERS ONLY DIRECT DAMAGES UP TO THE AMOUNT YOU PAID FOR THE SOFTWARE. YOU CANNOT RECOVER ANY OTHER DAMAGES, INCLUDING CONSEQUENTIAL, LOST PROFITS, SPECIAL, INDIRECT OR INCIDENTAL DAMAGES.

This limitation applies to (a) anything related

to the software, services, content (including code) on third party Internet sites, or third party applications; and (b) claims for breach of contract, breach of warranty, guarantee or condition, strict liability, negligence, or other tort to the extent permitted by applicable law.

It also applies even if Microsoft knew or should have known about the possibility of the damages. The above limitation or exclusion may not apply to you because your state or country may not allow the exclusion or limitation of incidental, consequential or other damages.

LIMITED WARRANTY

A. LIMITED WARRANTY. If you follow the instructions, the software will perform substantially as described in the Microsoft materials that you receive in or with the software.

References to "limited warranty" are references to the express warranty provided by Microsoft. This warranty is given in addition to other rights and remedies you may have under

law, including your rights and remedies in accordance with the statutory guarantees under local Consumer Law.

B. TERM OF WARRANTY; WARRANTY RECIPIENT; LENGTH OF ANY IMPLIED WARRANTIES. THE LIMITED WARRANTY COVERS THE SOFTWARE FOR ONE YEAR AFTER ACQUIRED BY THE FIRST USER. IF YOU RECEIVE SUPPLEMENTS, UPDATES, OR REPLACEMENT SOFTWARE DURING THAT YEAR, THEY WILL BE COVERED FOR THE REMAINDER OF THE WARRANTY OR 30 DAYS, WHICHEVER IS LONGER. If the first user transfers the software, the remainder of the warranty will apply to the recipient.

TO THE EXTENT PERMITTED BY LAW, ANY IMPLIED WARRANTIES, GUARANTEES OR CONDITIONS LAST ONLY DURING THE TERM OF THE LIMITED WARRANTY. Some states do not allow limitations on how long an implied warranty lasts, so these limitations may not apply to you. They also might not apply to you because some countries may not allow limitations on how long an implied warranty, guarantee or condition lasts.

C. EXCLUSIONS FROM WARRANTY. This warranty does not cover problems

caused by your acts (or failures to act), the acts of others, or events beyond Microsoft's reasonable control.

D. REMEDY FOR BREACH OF WARRANTY. MICROSOFT WILL REPAIR OR REPLACE THE SOFTWARE AT NO CHARGE. IF MICROSOFT CANNOT REPAIR OR REPLACE IT, MICROSOFT WILL REFUND THE AMOUNT SHOWN ON YOUR RECEIPT FOR THE SOFTWARE. IT WILL ALSO REPAIR OR REPLACE SUPPLEMENTS, UPDATES AND REPLACEMENT SOFTWARE AT NO CHARGE. IF MICROSOFT CANNOT REPAIR OR REPLACE THEM, IT WILL REFUND THE AMOUNT YOU PAID FOR THEM, IF ANY. YOU MUST UNINSTALL THE SOFTWARE AND RETURN ANY MEDIA AND OTHER ASSOCIATED MATERIALS TO MICROSOFT WITH PROOF OF PURCHASE TO OBTAIN A REFUND. THESE ARE YOUR ONLY REMEDIES FOR BREACH OF THE LIMITED WARRANTY.

E. CONSUMER RIGHTS NOT AFFECTED. YOU MAY HAVE ADDITIONAL CONSUMER RIGHTS UNDER YOUR LOCAL LAWS, WHICH THIS AGREEMENT CANNOT CHANGE.

F. WARRANTY PROCEDURES. You need proof of purchase for warranty service.

1. United States and Canada. For warranty service or information about how to

obtain a refund for software acquired in the United States and Canada, contact Microsoft at:

- (800) MICROSOFT;
- Microsoft Customer Service and Support, One Microsoft Way, Redmond, WA 98052-6399; or

- visit (aka.ms/nareturns).
2. Europe, Middle East, and Africa. If you acquired the software in Europe, the Middle East, or Africa, Microsoft Ireland Operations Limited makes this limited warranty. To make a claim under this warranty, you should contact either:
- Microsoft Ireland Operations Limited, Customer Care Centre, Atrium Building Block B, Carmanhall Road, Sandyford Industrial Estate, Dublin 18, Ireland; or
 - the Microsoft affiliate serving your country (see aka.ms/msoffices).
3. Australia. For Warranty Services and to claim expenses in relation to the warranty (if applicable) for software acquired in Australia, contact Microsoft at:
- 13 20 58; or
 - Microsoft Pty Ltd, 1 Epping Road, North Ryde NSW 2113, Australia.
4. Outside the United States, Canada, Europe, Middle East, Africa, and Australia. If you acquired the software outside the United States, Canada, Europe, the Middle East, Africa, and Australia, contact the Microsoft affiliate serving your country (see aka.ms/msoffices).

G. NO OTHER WARRANTIES. THE LIMITED WARRANTY IS THE ONLY DIRECT WARRANTY FROM MICROSOFT. MICROSOFT GIVES NO OTHER EXPRESS WARRANTIES, GUARANTEES OR CONDITIONS. WHERE ALLOWED BY YOUR LOCAL LAWS, MICROSOFT EXCLUDES IMPLIED WARRANTIES OF MERCHANTABILITY, FITNESS FOR A PARTICULAR PURPOSE AND NON-INFRINGEMENT. If your local laws give you any implied warranties, guarantees or conditions, despite this exclusion, your remedies are described in the Remedy for Breach of Warranty clause above, to the extent permitted by your local laws.

FOR AUSTRALIA ONLY. References to “Limited Warranty” are references to the warranty provided by Microsoft. This warranty is given in addition to other rights and remedies you may have under law, including your rights and remedies in accordance with the statutory guarantees under the Australian Consumer Law. Our goods come with guarantees that cannot be excluded under the Australian Consumer Law. You are entitled to a replacement or refund for a major failure and compensation for any other reasonably foreseeable loss or damage. You are also entitled to have the goods repaired or replaced if the goods fail to be of acceptable quality and the failure does not amount to a major failure. Goods presented for repair may be replaced by refurbished goods of the same type rather than being replaced. Refurbished parts may be used to repair the goods.

H. LIMITATION ON AND EXCLUSION OF DAMAGES FOR BREACH OF WARRANTY. THE LIMITATION ON AND EXCLUSION OF DAMAGES CLAUSE ABOVE APPLIES TO BREACHES OF THIS LIMITED WARRANTY.

THIS WARRANTY GIVES YOU SPECIFIC LEGAL RIGHTS, AND YOU MAY ALSO HAVE OTHER RIGHTS WHICH VARY FROM STATE TO STATE. YOU MAY ALSO HAVE OTHER RIGHTS WHICH VARY FROM COUNTRY TO COUNTRY.

EULA ID: VS2017_ENT_PRO_TRIAL_RTW.2_ENU

1.4 xerces-j 2.7.1

1.4.1 Available under license :

Apache License

Version 2.0, January 2004

<http://www.apache.org/licenses/>

TERMS AND CONDITIONS FOR USE, REPRODUCTION, AND DISTRIBUTION

1. Definitions.

"License" shall mean the terms and conditions for use, reproduction, and distribution as defined by Sections 1 through 9 of this document.

"Licensor" shall mean the copyright owner or entity authorized by the copyright owner that is granting the License.

"Legal Entity" shall mean the union of the acting entity and all other entities that control, are controlled by, or are under common control with that entity. For the purposes of this definition, "control" means (i) the power, direct or indirect, to cause the direction or management of such entity, whether by contract or otherwise, or (ii) ownership of fifty percent (50%) or more of the outstanding shares, or (iii) beneficial ownership of such entity.

"You" (or "Your") shall mean an individual or Legal Entity exercising permissions granted by this License.

"Source" form

shall mean the preferred form for making modifications, including but not limited to software source code, documentation source, and configuration files.

"Object" form shall mean any form resulting from mechanical transformation or translation of a Source form, including but not limited to compiled object code, generated documentation, and conversions to other media types.

"Work" shall mean the work of authorship, whether in Source or Object form, made available under the License, as indicated by a copyright notice that is included in or attached to the work (an example is provided in the Appendix below).

"Derivative Works" shall mean any work, whether in Source or Object form, that is based on (or derived from) the Work and for which the editorial revisions, annotations, elaborations, or other modifications represent, as a whole, an original work of authorship. For the purposes of this License, Derivative Works shall not include works that remain separable from, or merely link (or bind by name) to the interfaces of, the Work and Derivative Works thereof.

"Contribution" shall mean any work of authorship, including the original version of the Work and any modifications or additions to that Work or Derivative Works thereof, that is intentionally submitted to Licensor for inclusion in the Work by the copyright owner or by an individual or Legal Entity authorized to submit on behalf of the copyright owner. For the purposes of this definition, "submitted" means any form of electronic, verbal, or written communication sent to the Licensor or its representatives, including but not limited to communication on electronic mailing lists, source code control systems, and issue tracking systems that are managed by, or on behalf of, the Licensor for the purpose of discussing and improving the Work, but excluding communication that is conspicuously marked or otherwise designated in writing by the copyright owner as "Not a Contribution."

"Contributor" shall mean

Licensor and any individual or Legal Entity on behalf of whom a Contribution has been received by Licensor and subsequently incorporated within the Work.

2. Grant of Copyright License. Subject to the terms and conditions of this License, each Contributor hereby grants to You a perpetual, worldwide, non-exclusive, no-charge, royalty-free, irrevocable copyright license to reproduce,

prepare Derivative Works of, publicly display, publicly perform, sublicense, and distribute the Work and such Derivative Works in Source or Object form.

3. Grant of Patent License. Subject to the terms and conditions of this License, each Contributor hereby grants to You a perpetual, worldwide, non-exclusive, no-charge, royalty-free, irrevocable (except as stated in this section) patent license to make, have made, use, offer to sell, sell, import, and otherwise transfer the Work, where such license applies only to those patent claims licensable by such Contributor that are necessarily infringed by their Contribution(s) alone or by combination of their Contribution(s) with the Work to which such Contribution(s) was submitted. If You institute patent litigation against any entity (including a cross-claim or counterclaim in a lawsuit) alleging that the Work or a Contribution incorporated within the Work constitutes direct or contributory patent infringement, then any patent licenses granted to You under this License for that Work shall terminate as of the date such litigation is filed.

4. Redistribution. You may reproduce and distribute copies of the Work or Derivative Works thereof in any medium, with or without modifications, and in Source or Object form, provided that You meet the following conditions:

You must give any other recipients of the Work or Derivative Works a copy of this License; and

You must cause any modified files to carry prominent notices stating that You changed the files; and

You must retain, in the Source form of any Derivative Works that You distribute, all copyright, patent, trademark, and attribution notices from the Source form of the Work, excluding those notices that do not pertain to any part of the Derivative Works; and

If the Work includes a "NOTICE" text file as part of its distribution, then any Derivative Works that You distribute must include a readable copy of the attribution notices contained within such NOTICE file, excluding those notices that do not pertain to any part of the Derivative Works, in at least one of the following places: within a NOTICE text file distributed as part of the Derivative Works; within the Source form or documentation, if provided along with the Derivative Works; or, within a display generated by the Derivative Works, if and wherever such third-party notices normally appear. The contents of the NOTICE file are for informational purposes only and do not modify the License. You may add Your own attribution notices within Derivative Works that You distribute, alongside or as an addendum

to the NOTICE text from the Work, provided that such additional attribution notices cannot be construed as modifying the License.

You may add Your own copyright statement to Your modifications and may provide additional or different license terms and conditions for use, reproduction, or distribution of Your modifications, or for any such Derivative Works as a whole, provided Your use, reproduction, and distribution of the Work otherwise complies with the conditions stated in this License.

5. Submission of Contributions. Unless You explicitly state otherwise, any Contribution intentionally submitted for inclusion in the Work by You to the Licensor shall be under the terms and conditions of this License, without any additional terms or conditions. Notwithstanding the above, nothing herein shall supersede or modify the terms of any separate license agreement you may have executed with Licensor regarding such Contributions.

6. Trademarks. This License does not grant permission to use the trade names, trademarks, service marks, or product names of the Licensor, except as required for reasonable and customary use in describing the origin of the Work and reproducing the content of the NOTICE file.

7. Disclaimer of Warranty. Unless required by applicable law or agreed to in writing, Licensor provides the Work (and each Contributor provides its Contributions) on an "AS IS" BASIS, WITHOUT WARRANTIES OR CONDITIONS OF ANY KIND, either express or implied, including, without limitation, any warranties or conditions of TITLE, NON-INFRINGEMENT, MERCHANTABILITY, or FITNESS FOR A PARTICULAR PURPOSE. You are solely responsible for determining the appropriateness of using or redistributing the Work and assume any risks associated with Your exercise of permissions under this License.

8. Limitation of Liability. In no event and under no legal theory, whether in tort (including negligence), contract, or otherwise, unless required by applicable law (such as deliberate and grossly negligent acts) or agreed to in writing, shall any Contributor be liable to You for damages, including any direct, indirect, special, incidental, or consequential damages of any character arising as a result of this License or out of the use or inability to use the Work (including but not limited to damages for loss of goodwill, work stoppage, computer failure or malfunction, or any and all other commercial damages or losses), even if such Contributor has been advised of the possibility of such damages.

9. Accepting Warranty or Additional Liability. While redistributing the Work or Derivative Works thereof, You may choose to offer, and charge a fee for, acceptance of support, warranty, indemnity, or other liability obligations and/or rights consistent with this License. However, in accepting such obligations, You may act only on Your own behalf and on Your sole responsibility, not on behalf of any other Contributor, and only if You agree to indemnify, defend, and hold each Contributor harmless for any liability incurred by, or claims asserted against, such Contributor by reason of your accepting any such warranty or additional liability.

END OF TERMS AND CONDITIONS

APPENDIX: How to apply the Apache License to your work

To apply the Apache License to your work, attach the following boilerplate notice, with the fields enclosed by brackets "[]" replaced with your own identifying information. (Don't include the brackets!) The text should be enclosed in the appropriate comment syntax for the file format. We also recommend that a file or class name and description of purpose be included on the same "printed page" as the copyright notice for easier identification within third-party archives.

Copyright [yyyy] [name of copyright owner]

Licensed under the Apache License, Version 2.0 (the "License");
you may not use this file except in compliance with the License.
You may obtain a copy of the License at

<http://www.apache.org/licenses/LICENSE-2.0>

Unless required by applicable law or agreed to in writing, software distributed under the License is distributed on an "AS IS" BASIS, WITHOUT WARRANTIES OR CONDITIONS OF ANY KIND, either express or implied. See the License for the specific language governing permissions and limitations under the License.

1.5 openorb 1.4.0

1.5.1 Available under license :

/*

The OpenORB Community Software License, Version 1.0

Copyright (C) 2002 The OpenORB Project. All rights reserved.

Redistribution and use in source and binary forms, with or without modification, are permitted provided that the following conditions are met:

1. Redistributions of source code must retain the above copyright notice, this list of conditions and the following disclaimer.
2. Redistributions in binary form must reproduce the above copyright notice, this list of conditions and the following disclaimer in the documentation and/or other materials provided with the distribution.
3. The end-user documentation included with the redistribution, if any, must include the following acknowledgment: "This product includes software developed by the OpenORB Community Project (<http://sourceforge.net/projects/openorb/>)."
together with the due credit statements listed below.

Alternately, this acknowledgment and due credits may appear in the software itself, if and wherever such third-party acknowledgments normally

appear.

THIS SOFTWARE IS PROVIDED ``AS IS" AND ANY EXPRESSED OR IMPLIED WARRANTIES, INCLUDING, BUT NOT LIMITED TO, THE IMPLIED WARRANTIES OF MERCHANTABILITY AND FITNESS FOR A PARTICULAR PURPOSE ARE DISCLAIMED. IN NO EVENT SHALL THE MEMBERS OF THE OPENORB COMMUNITY PROJECT OR ITS CONTRIBUTORS BE LIABLE FOR ANY DIRECT, INDIRECT, INCIDENTAL, SPECIAL, EXEMPLARY, OR CONSEQUENTIAL DAMAGES (INCLUDING, BUT NOT LIMITED TO, PROCUREMENT OF SUBSTITUTE GOODS OR SERVICES; LOSS OF USE, DATA, OR PROFITS; OR BUSINESS INTERRUPTION) HOWEVER CAUSED AND ON ANY THEORY OF LIABILITY, WHETHER IN CONTRACT, STRICT LIABILITY, OR TORT (INCLUDING NEGLIGENCE OR OTHERWISE) ARISING IN ANY WAY OUT OF THE USE OF THIS SOFTWARE, EVEN IF ADVISED OF THE POSSIBILITY OF SUCH DAMAGE.

This software consists of voluntary contributions made by many individuals to the OpenORB Community Project. For more information on the OpenORB Community Project, please refer to <http://sourceforge.net/projects/openorb/>.

Due Credits

This product includes software developed by the Apache Software Foundation (<http://www.apache.org/>), including the Avalon Framework, Avalon Logkit, and related Excalibur utilities. Due credit to the Apache Software Foundation is hereby acknowledged.

This product is derived from initial works published under the Exolab Group, (<http://www.exolab.org>). Due credit to the Exolab Group is hereby acknowledged. Parts of this software are derived from and subject to the terms of the Exolab license. A copy of the Exolab license is contained in respective distributions.

*/

1.6 libpng 1.6.37

1.6.1 Available under license :

Copyright (c) 1998-2008 Greg Roelofs. All rights reserved.

This software is provided "as is," without warranty of any kind, express or implied. In no event shall the author or contributors be held liable for any damages arising in any way from the use of this software.

The contents of this file are DUAL-LICENSED. You may modify and/or redistribute this software according to the terms of one of the following two licenses (at your option):

LICENSE 1 ("BSD-like with advertising clause"):

Permission is granted to anyone to use this software for any purpose, including commercial applications, and to alter it and redistribute it freely, subject to the following restrictions:

1. Redistributions of source code must retain the above copyright notice, disclaimer, and this list of conditions.
2. Redistributions in binary form must reproduce the above copyright notice, disclaimer, and this list of conditions in the documentation and/or other materials provided with the distribution.
3. All advertising materials mentioning features or use of this software must display the following acknowledgment:

This product includes software developed by Greg Roelofs and contributors for the book, "PNG: The Definitive Guide," published by O'Reilly and Associates.

LICENSE 2 (GNU GPL v2 or later):

This program is free software; you can redistribute it and/or modify it under the terms of the GNU General Public License as published by the Free Software Foundation; either version 2 of the License, or (at your option) any later version.

This program is distributed in the hope that it will be useful, but WITHOUT ANY WARRANTY; without even the implied warranty of MERCHANTABILITY or FITNESS FOR A PARTICULAR PURPOSE. See the GNU General Public License for more details.

You should have received a copy of the GNU General Public License along with this program; if not, write to the Free Software Foundation, Inc., 59 Temple Place, Suite 330, Boston, MA 02111-1307 USA

pnm2png / png2pnm --- conversion from PBM/PGM/PPM-file to PNG-file

copyright (C) 1999-2019 by Willem van Schaik <willem at schaik dot com>

Permission is hereby granted, free of charge, to any person obtaining a copy of this software and associated documentation files (the "Software"), to deal in the Software without restriction, including without limitation the rights to use, copy, modify, merge, publish, distribute, sublicense, and/or sell copies of the Software, and to permit persons to whom the Software is furnished to do so, subject to the following conditions:

The above copyright notice and this permission notice shall be included in all copies or substantial portions of the Software.

The software is provided "as is", without warranty of any kind, express or implied, including but not limited to the warranties of merchantability, fitness for a particular purpose and noninfringement. In no event shall the authors or copyright holders be liable for any claim, damages or other liability, whether in an action of contract, tort or otherwise, arising from, out of or in connection with the software or the use or other dealings in the software.

```
/* intel_init.c - SSE2 optimized filter functions
 *
 * Copyright (c) 2018 Cosmin Truta
 * Copyright (c) 2016-2017 Glenn Randers-Pehrson
 * Written by Mike Klein and Matt Sarett, Google, Inc.
 * Derived from arm/arm_init.c
 *
 * This code is released under the libpng license.
 * For conditions of distribution and use, see the disclaimer
 * and license in png.h
 */
```

GNU GENERAL PUBLIC LICENSE
Version 2, June 1991

Copyright (C) 1989, 1991 Free Software Foundation, Inc.
59 Temple Place, Suite 330, Boston, MA 02111-1307 USA
Everyone is permitted to copy and distribute verbatim copies
of this license document, but changing it is not allowed.

Preamble

The licenses for most software are designed to take away your freedom to share and change it. By contrast, the GNU General Public License is intended to guarantee your freedom to share and change free software--to make sure the software is free for all its users. This General Public License applies to most of the Free Software Foundation's software and to any other program whose authors commit to using it. (Some other Free Software Foundation software is covered by

the GNU Library General Public License instead.) You can apply it to your programs, too.

When we speak of free software, we are referring to freedom, not price.

Our General Public Licenses are designed to make sure that you have the freedom to distribute copies of free software (and charge for this service if you wish), that you receive source code or can get it if you want it, that you can change the software or use pieces of it in new free programs; and that you know you can do these things.

To protect your rights, we need to make restrictions that forbid anyone to deny you these rights or to ask you to surrender the rights. These restrictions translate to certain responsibilities for you if you distribute copies of the software, or if you modify it.

For example, if you distribute copies of such a program, whether gratis or for a fee, you must give the recipients all the rights that you have. You must make sure that they, too, receive or can get the source code. And you must show them these terms so they know their rights.

We protect your rights with two steps: (1) copyright the software, and (2) offer you this license which gives you legal permission to copy, distribute and/or modify the software.

Also, for each author's protection and ours, we want to make certain that everyone understands that there is no warranty for this free software. If the software is modified by someone else and passed on, we want its recipients to know that what they have is not the original, so that any problems introduced by others will not reflect on the original authors' reputations.

Finally, any free program is threatened constantly by software patents. We wish to avoid the danger that redistributors of a free program will individually obtain patent licenses, in effect making the program proprietary. To prevent this, we have made it clear that any patent must be licensed for everyone's free use or not licensed at all.

The precise terms and conditions for copying, distribution and modification follow.

GNU GENERAL PUBLIC LICENSE TERMS AND CONDITIONS FOR COPYING, DISTRIBUTION AND MODIFICATION

0. This License applies to any program or other work which contains a notice placed by the copyright holder saying it may be distributed

under the terms of this General Public License. The "Program", below, refers to any such program or work, and a "work based on the Program" means either the Program or any derivative work under copyright law: that is to say, a work containing the Program or a portion of it, either verbatim or with modifications and/or translated into another language. (Hereinafter, translation is included without limitation in the term "modification".) Each licensee is addressed as "you".

Activities other than copying, distribution and modification are not covered by this License; they are outside its scope. The act of running the Program is not restricted, and the output from the Program is covered only if its contents constitute a work based on the Program (independent of having been made by running the Program). Whether that is true depends on what the Program does.

1. You may copy and distribute verbatim copies of the Program's source code as you receive it, in any medium, provided that you conspicuously and appropriately publish on each copy an appropriate copyright notice and disclaimer of warranty; keep intact all the notices that refer to this License and to the absence of any warranty; and give any other recipients of the Program a copy of this License along with the Program.

You may charge a fee for the physical act of transferring a copy, and you may at your option offer warranty protection in exchange for a fee.

2. You may modify your copy or copies of the Program or any portion of it, thus forming a work based on the Program, and copy and distribute such modifications or work under the terms of Section 1 above, provided that you also meet all of these conditions:

a) You must cause the modified files to carry prominent notices stating that you changed the files and the date of any change.

b) You must cause any work that you distribute or publish, that in whole or in part contains or is derived from the Program or any part thereof, to be licensed as a whole at no charge to all third parties under the terms of this License.

c) If the modified program normally reads commands interactively when run, you must cause it, when started running for such interactive use in the most ordinary way, to print or display an announcement including an appropriate copyright notice and a notice that there is no warranty (or else, saying that you provide a warranty) and that users may redistribute the program under these conditions, and telling the user how to view a copy of this

License. (Exception: if the Program itself is interactive but does not normally print such an announcement, your work based on the Program is not required to print an announcement.)

These requirements apply to the modified work as a whole. If identifiable sections of that work are not derived from the Program, and can be reasonably considered independent and separate works in themselves, then this License, and its terms, do not apply to those sections when you distribute them as separate works. But when you distribute the same sections as part of a whole which is a work based on the Program, the distribution of the whole must be on the terms of this License, whose permissions for other licensees extend to the entire whole, and thus to each and every part regardless of who wrote it.

Thus, it is not the intent of this section to claim rights or contest your rights to work written entirely by you; rather, the intent is to exercise the right to control the distribution of derivative or collective works based on the Program.

In addition, mere aggregation of another work not based on the Program with the Program (or with a work based on the Program) on a volume of a storage or distribution medium does not bring the other work under the scope of this License.

3. You may copy and distribute the Program (or a work based on it, under Section 2) in object code or executable form under the terms of Sections 1 and 2 above provided that you also do one of the following:

a) Accompany it with the complete corresponding machine-readable source code, which must be distributed under the terms of Sections 1 and 2 above on a medium customarily used for software interchange; or,

b) Accompany it with a written offer, valid for at least three years, to give any third party, for a charge no more than your cost of physically performing source distribution, a complete machine-readable copy of the corresponding source code, to be distributed under the terms of Sections 1 and 2 above on a medium customarily used for software interchange; or,

c) Accompany it with the information you received as to the offer to distribute corresponding source code. (This alternative is allowed only for noncommercial distribution and only if you received the program in object code or executable form with such an offer, in accord with Subsection b above.)

The source code for a work means the preferred form of the work for

making modifications to it. For an executable work, complete source code means all the source code for all modules it contains, plus any associated interface definition files, plus the scripts used to control compilation and installation of the executable. However, as a special exception, the source code distributed need not include anything that is normally distributed (in either source or binary form) with the major components (compiler, kernel, and so on) of the operating system on which the executable runs, unless that component itself accompanies the executable.

If distribution of executable or object code is made by offering access to copy from a designated place, then offering equivalent access to copy the source code from the same place counts as distribution of the source code, even though third parties are not compelled to copy the source along with the object code.

4. You may not copy, modify, sublicense, or distribute the Program except as expressly provided under this License. Any attempt otherwise to copy, modify, sublicense or distribute the Program is void, and will automatically terminate your rights under this License. However, parties who have received copies, or rights, from you under this License will not have their licenses terminated so long as such parties remain in full compliance.

5. You are not required to accept this License, since you have not signed it. However, nothing else grants you permission to modify or distribute the Program or its derivative works. These actions are prohibited by law if you do not accept this License. Therefore, by modifying or distributing the Program (or any work based on the Program), you indicate your acceptance of this License to do so, and all its terms and conditions for copying, distributing or modifying the Program or works based on it.

6. Each time you redistribute the Program (or any work based on the Program), the recipient automatically receives a license from the original licensor to copy, distribute or modify the Program subject to these terms and conditions. You may not impose any further restrictions on the recipients' exercise of the rights granted herein. You are not responsible for enforcing compliance by third parties to this License.

7. If, as a consequence of a court judgment or allegation of patent infringement or for any other reason (not limited to patent issues), conditions are imposed on you (whether by court order, agreement or otherwise) that contradict the conditions of this License, they do not excuse you from the conditions of this License. If you cannot

distribute so as to satisfy simultaneously your obligations under this License and any other pertinent obligations, then as a consequence you may not distribute the Program at all. For example, if a patent license would not permit royalty-free redistribution of the Program by all those who receive copies directly or indirectly through you, then the only way you could satisfy both it and this License would be to refrain entirely from distribution of the Program.

If any portion of this section is held invalid or unenforceable under any particular circumstance, the balance of the section is intended to apply and the section as a whole is intended to apply in other circumstances.

It is not the purpose of this section to induce you to infringe any patents or other property right claims or to contest validity of any such claims; this section has the sole purpose of protecting the integrity of the free software distribution system, which is implemented by public license practices. Many people have made generous contributions to the wide range of software distributed through that system in reliance on consistent application of that system; it is up to the author/donor to decide if he or she is willing to distribute software through any other system and a licensee cannot impose that choice.

This section is intended to make thoroughly clear what is believed to be a consequence of the rest of this License.

8. If the distribution and/or use of the Program is restricted in certain countries either by patents or by copyrighted interfaces, the original copyright holder who places the Program under this License may add an explicit geographical distribution limitation excluding those countries, so that distribution is permitted only in or among countries not thus excluded. In such case, this License incorporates the limitation as if written in the body of this License.

9. The Free Software Foundation may publish revised and/or new versions of the General Public License from time to time. Such new versions will be similar in spirit to the present version, but may differ in detail to address new problems or concerns.

Each version is given a distinguishing version number. If the Program specifies a version number of this License which applies to it and "any later version", you have the option of following the terms and conditions either of that version or of any later version published by the Free Software Foundation. If the Program does not specify a version number of

this License, you may choose any version ever published by the Free Software Foundation.

10. If you wish to incorporate parts of the Program into other free programs whose distribution conditions are different, write to the author to ask for permission. For software which is copyrighted by the Free Software Foundation, write to the Free Software Foundation; we sometimes make exceptions for this. Our decision will be guided by the two goals of preserving the free status of all derivatives of our free software and of promoting the sharing and reuse of software generally.

NO WARRANTY

11. BECAUSE THE PROGRAM IS LICENSED FREE OF CHARGE, THERE IS NO WARRANTY FOR THE PROGRAM, TO THE EXTENT PERMITTED BY APPLICABLE LAW. EXCEPT WHEN OTHERWISE STATED IN WRITING THE COPYRIGHT HOLDERS AND/OR OTHER PARTIES PROVIDE THE PROGRAM "AS IS" WITHOUT WARRANTY OF ANY KIND, EITHER EXPRESSED OR IMPLIED, INCLUDING, BUT NOT LIMITED TO, THE IMPLIED WARRANTIES OF MERCHANTABILITY AND FITNESS FOR A PARTICULAR PURPOSE. THE ENTIRE RISK AS TO THE QUALITY AND PERFORMANCE OF THE PROGRAM IS WITH YOU. SHOULD THE PROGRAM PROVE DEFECTIVE, YOU ASSUME THE COST OF ALL NECESSARY SERVICING, REPAIR OR CORRECTION.

12. IN NO EVENT UNLESS REQUIRED BY APPLICABLE LAW OR AGREED TO IN WRITING WILL ANY COPYRIGHT HOLDER, OR ANY OTHER PARTY WHO MAY MODIFY AND/OR REDISTRIBUTE THE PROGRAM AS PERMITTED ABOVE, BE LIABLE TO YOU FOR DAMAGES, INCLUDING ANY GENERAL, SPECIAL, INCIDENTAL OR CONSEQUENTIAL DAMAGES ARISING OUT OF THE USE OR INABILITY TO USE THE PROGRAM (INCLUDING BUT NOT LIMITED TO LOSS OF DATA OR DATA BEING RENDERED INACCURATE OR LOSSES SUSTAINED BY YOU OR THIRD PARTIES OR A FAILURE OF THE PROGRAM TO OPERATE WITH ANY OTHER PROGRAMS), EVEN IF SUCH HOLDER OR OTHER PARTY HAS BEEN ADVISED OF THE POSSIBILITY OF SUCH DAMAGES.

END OF TERMS AND CONDITIONS

How to Apply These Terms to Your New Programs

If you develop a new program, and you want it to be of the greatest possible use to the public, the best way to achieve this is to make it free software which everyone can redistribute and change under these terms.

To do so, attach the following notices to the program. It is safest to attach them to the start of each source file to most effectively convey the exclusion of warranty; and each file should have at least the "copyright" line and a pointer to where the full notice is found.

<one line to give the program's name and a brief idea of what it does.>

Copyright (C) <year> <name of author>

This program is free software; you can redistribute it and/or modify it under the terms of the GNU General Public License as published by the Free Software Foundation; either version 2 of the License, or (at your option) any later version.

This program is distributed in the hope that it will be useful, but WITHOUT ANY WARRANTY; without even the implied warranty of MERCHANTABILITY or FITNESS FOR A PARTICULAR PURPOSE. See the GNU General Public License for more details.

You should have received a copy of the GNU General Public License along with this program; if not, write to the Free Software Foundation, Inc., 59 Temple Place, Suite 330, Boston, MA 02111-1307 USA

Also add information on how to contact you by electronic and paper mail.

If the program is interactive, make it output a short notice like this when it starts in an interactive mode:

```
Gnomovision version 69, Copyright (C) year name of author
Gnomovision comes with ABSOLUTELY NO WARRANTY; for details type `show w'.
This is free software, and you are welcome to redistribute
it
under certain conditions; type `show c' for details.
```

The hypothetical commands `show w' and `show c' should show the appropriate parts of the General Public License. Of course, the commands you use may be called something other than `show w' and `show c'; they could even be mouse-clicks or menu items--whatever suits your program.

You should also get your employer (if you work as a programmer) or your school, if any, to sign a "copyright disclaimer" for the program, if necessary. Here is a sample; alter the names:

```
Yoyodyne, Inc., hereby disclaims all copyright interest in the program
`Gnomovision' (which makes passes at compilers) written by James Hacker.
```

<signature of Ty Coon>, 1 April 1989

Ty Coon, President of Vice

This General Public License does not permit incorporating your program into proprietary programs. If your program is a subroutine library, you may consider it more useful to permit linking proprietary applications with the

library. If this is
what you want to do, use the GNU Library General
Public License instead of this License.
COPYRIGHT NOTICE, DISCLAIMER, and LICENSE

=====

PNG Reference Library License version 2

- * Copyright (c) 1995-2019 The PNG Reference Library Authors.
- * Copyright (c) 2018-2019 Cosmin Truta.
- * Copyright (c) 2000-2002, 2004, 2006-2018 Glenn Randers-Pehrson.
- * Copyright (c) 1996-1997 Andreas Dilger.
- * Copyright (c) 1995-1996 Guy Eric Schalnat, Group 42, Inc.

The software is supplied "as is", without warranty of any kind, express or implied, including, without limitation, the warranties of merchantability, fitness for a particular purpose, title, and non-infringement. In no event shall the Copyright owners, or anyone distributing the software, be liable for any damages or other liability, whether in contract, tort or otherwise, arising from, out of, or in connection with the software, or the use or other dealings in the software, even if advised of the possibility of such damage.

Permission is hereby granted
to use, copy, modify, and distribute
this software, or portions hereof, for any purpose, without fee,
subject to the following restrictions:

1. The origin of this software must not be misrepresented; you must not claim that you wrote the original software. If you use this software in a product, an acknowledgment in the product documentation would be appreciated, but is not required.
2. Altered source versions must be plainly marked as such, and must not be misrepresented as being the original software.
3. This Copyright notice may not be removed or altered from any source or altered source distribution.

PNG Reference Library License version 1 (for libpng 0.5 through 1.6.35)

libpng versions 1.0.7, July 1, 2000, through 1.6.35, July 15, 2018 are
Copyright (c) 2000-2002, 2004, 2006-2018 Glenn Randers-Pehrson, are
derived from libpng-1.0.6, and are distributed according to the same

disclaimer

and license as libpng-1.0.6 with the following individuals added to the list of Contributing Authors:

Simon-Pierre Cadieux
Eric S. Raymond
Mans Rullgard
Cosmin Truta
Gilles Vollant
James Yu
Mandar Sahastrabuddhe
Google Inc.
Vadim Barkov

and with the following additions to the disclaimer:

There is no warranty against interference with your enjoyment of the library or against infringement. There is no warranty that our efforts or the library will fulfill any of your particular purposes or needs. This library is provided with all faults, and the entire risk of satisfactory quality, performance, accuracy, and effort is with the user.

Some files in the "contrib" directory and some configure-generated files that are distributed with libpng have other copyright owners, and are released under other open source licenses.

libpng versions 0.97, January 1998, through 1.0.6, March 20, 2000, are Copyright (c) 1998-2000 Glenn Randers-Pehrson, are derived from libpng-0.96, and are distributed according to the same disclaimer and license as libpng-0.96, with the following individuals added to the list of Contributing Authors:

Tom Lane
Glenn Randers-Pehrson
Willem van Schaik

libpng versions 0.89, June 1996, through 0.96, May 1997, are Copyright (c) 1996-1997 Andreas Dilger, are derived from libpng-0.88, and are distributed according to the same disclaimer and license as libpng-0.88, with the following individuals added to the list of Contributing Authors:

John Bowler
Kevin Bracey
Sam Bushell
Magnus Holmgren

Greg Roelofs
Tom Tanner

Some files in the "scripts" directory have other copyright owners,
but are released under this license.

libpng versions 0.5, May 1995, through 0.88, January 1996, are
Copyright (c) 1995-1996 Guy Eric Schalnat, Group 42, Inc.

For the purposes of this copyright and license, "Contributing Authors"
is defined as the following set of individuals:

Andreas Dilger
Dave Martindale
Guy Eric Schalnat
Paul Schmidt
Tim Wegner

The PNG Reference Library is supplied "AS IS". The Contributing
Authors and Group 42, Inc. disclaim all warranties, expressed or
implied, including, without limitation, the warranties of
merchantability and of fitness for any purpose. The Contributing
Authors and Group 42, Inc. assume no liability for direct, indirect,
incidental, special, exemplary, or consequential damages, which may
result from the use of the PNG Reference Library, even if advised of
the possibility of such damage.

Permission is hereby granted to use, copy, modify, and distribute this
source code, or portions hereof, for any purpose, without fee, subject
to the following restrictions:

1. The origin of this source code must not be misrepresented.
2. Altered versions must be plainly marked as such and must not
be misrepresented as being the original source.
3. This Copyright notice may not be removed or altered from
any
source or altered source distribution.

The Contributing Authors and Group 42, Inc. specifically permit,
without fee, and encourage the use of this source code as a component
to supporting the PNG file format in commercial products. If you use
this source code in a product, acknowledgment is not required but would
be appreciated.

1.7 libpcap 0.9.5

1.7.1 Available under license :

License: BSD

Redistribution and use in source and binary forms, with or without modification, are permitted provided that the following conditions are met:

1. Redistributions of source code must retain the above copyright notice, this list of conditions and the following disclaimer.
2. Redistributions in binary form must reproduce the above copyright notice, this list of conditions and the following disclaimer in the documentation and/or other materials provided with the distribution.
3. The names of the authors may not be used to endorse or promote products derived from this software without specific prior written permission.

THIS SOFTWARE IS PROVIDED ``AS IS" AND WITHOUT ANY EXPRESS OR IMPLIED WARRANTIES, INCLUDING, WITHOUT LIMITATION, THE IMPLIED WARRANTIES OF MERCHANTABILITY AND FITNESS FOR A PARTICULAR PURPOSE.

1.8 activation 1.8

1.8.1 Available under license :

Copyright (c) 2012 Kurtis Rainbolt-Greene

MIT License

Permission is hereby granted, free of charge, to any person obtaining a copy of this software and associated documentation files (the "Software"), to deal in the Software without restriction, including without limitation the rights to use, copy, modify, merge, publish, distribute, sublicense, and/or sell copies of the Software, and to permit persons to whom the Software is furnished to do so, subject to the following conditions:

The above copyright notice and this permission notice shall be included in all copies or substantial portions of the Software.

THE SOFTWARE IS PROVIDED "AS IS", WITHOUT WARRANTY OF ANY KIND, EXPRESS OR IMPLIED, INCLUDING BUT NOT LIMITED TO THE WARRANTIES OF MERCHANTABILITY, FITNESS FOR A PARTICULAR PURPOSE AND NONINFRINGEMENT. IN NO EVENT SHALL THE AUTHORS OR COPYRIGHT HOLDERS BE LIABLE FOR ANY CLAIM, DAMAGES OR OTHER LIABILITY, WHETHER IN AN ACTION

OF CONTRACT, TORT OR OTHERWISE, ARISING FROM, OUT OF OR
IN CONNECTION
WITH THE SOFTWARE OR THE USE OR OTHER DEALINGS IN THE SOFTWARE.

1.9 jaxb-core 1.8

1.9.1 Available under license :

/*!

JSZipUtils - A collection of cross-browser utilities to go along with JSZip.

<<http://stuk.github.io/jszip-utils>>

(c) 2014 Stuart Knightley, David Duponchel

Dual licenced under the MIT license or GPLv3. See <https://raw.githubusercontent.com/Stuk/jszip-utils/master/LICENSE.markdown>.

*/

/*! jQuery UI - v1.11.4 - 2015-05-20

* <http://jqueryui.com>

* Copyright 2015 jQuery Foundation and other contributors; Licensed MIT */

JSZipUtils is dual licensed. You may use it under the MIT license *or* the GPLv3 license.

The MIT License

=====

Copyright (c) 2014 Stuart Knightley, David Duponchel

Permission is hereby granted, free of charge, to any person obtaining a copy of this software and associated documentation files (the "Software"), to deal in the Software without restriction, including without limitation the rights to use, copy, modify, merge, publish, distribute, sublicense, and/or sell copies of the Software, and to permit persons to whom the Software is furnished to do so, subject to the following conditions:

The above copyright notice and this permission notice shall be included in all copies or substantial portions of the Software.

THE SOFTWARE IS PROVIDED "AS IS", WITHOUT WARRANTY OF ANY KIND, EXPRESS OR IMPLIED, INCLUDING BUT NOT LIMITED TO THE WARRANTIES OF MERCHANTABILITY, FITNESS FOR A PARTICULAR PURPOSE AND NONINFRINGEMENT. IN NO EVENT SHALL THE AUTHORS OR COPYRIGHT HOLDERS BE LIABLE FOR ANY CLAIM, DAMAGES OR OTHER LIABILITY, WHETHER IN AN ACTION OF CONTRACT, TORT OR OTHERWISE, ARISING FROM, OUT OF OR IN CONNECTION WITH THE SOFTWARE OR THE USE OR OTHER DEALINGS IN THE SOFTWARE.

=====

GNU GENERAL PUBLIC LICENSE

Version 3, 29 June 2007

Copyright (C) 2007 Free Software Foundation, Inc. <<http://fsf.org/>>

Everyone is permitted to copy and distribute verbatim copies of this license document, but changing it is not allowed.

Preamble

The GNU General Public License is a free, copyleft license for software and other kinds of works.

The licenses for most software and other practical works are designed to take away your freedom to share and change the works. By contrast, the GNU General Public License is intended to guarantee your freedom to share and change all versions of a program--to make sure it remains free software for all its users. We, the Free Software Foundation, use the GNU General Public License for most of our software; it applies also to any other work released this way by its authors. You can apply it to your programs, too.

When we speak of free software, we are referring to freedom, not price. Our General Public Licenses are designed to make sure that you have the freedom to distribute copies of free software (and charge for them if you wish), that you receive source code or can get it if you want it, that you can change the software or use pieces of it in new free programs, and that you know you can do these things.

To protect your rights, we need to prevent others from denying you these rights or asking you to surrender the rights. Therefore, you have certain responsibilities if you distribute copies of the software, or if you modify it: responsibilities to respect the freedom of others.

For example, if you distribute copies of such a program, whether gratis or for a fee, you must pass on to the recipients the same freedoms that you received. You must make sure that they, too, receive or can get the source code. And you must show them these terms so they know their rights.

Developers that use the GNU GPL protect your rights with two steps:

(1) assert copyright on the software, and (2) offer you this License giving you legal permission to copy, distribute and/or modify it.

For the developers' and authors' protection, the GPL clearly explains that there is no warranty for this free software. For both users' and authors' sake, the GPL requires that modified versions be marked as changed, so that their problems will not be attributed erroneously to authors of previous versions.

Some devices are designed to deny users access to install or run modified versions of the software inside them, although the manufacturer can do so. This is fundamentally incompatible with the aim of protecting users' freedom to change the software. The systematic pattern of such abuse occurs in the area of products for individuals to use, which is precisely where it is most unacceptable. Therefore, we have designed this version of the GPL to prohibit the practice for those products. If such problems arise substantially in other domains, we stand ready to extend this provision to those domains in future versions of the GPL, as needed to protect the freedom of users.

Finally, every program is threatened constantly by software patents. States should not allow patents to restrict development and use of software on general-purpose computers, but in those that do, we wish to avoid the special danger that patents applied to a free program could make it effectively proprietary. To prevent this, the GPL assures that patents cannot be used to render the program non-free.

The precise terms and conditions for copying, distribution and modification follow.

TERMS AND CONDITIONS

0. Definitions.

"This License" refers to version 3 of the GNU General Public License.

"Copyright" also means copyright-like laws that apply to other kinds of works, such as semiconductor masks.

"The Program" refers to any copyrightable work licensed under this License. Each licensee is addressed as "you". "Licensees" and "recipients" may be individuals or organizations.

To "modify" a work means to copy from or adapt all or part of the work in a fashion requiring copyright permission, other than the making of an exact copy. The resulting work is called a "modified version" of the earlier work or a work "based on" the earlier work.

A "covered work" means either the unmodified Program or a work based on the Program.

To "propagate" a work means to do anything with it that, without permission, would make you directly or secondarily liable for infringement under applicable copyright law, except executing it on a computer or modifying a private copy. Propagation includes copying, distribution (with or without modification), making available to the public, and in some countries other activities as well.

To "convey" a work means any kind of propagation that enables other parties to make or receive copies. Mere interaction with a user through a computer network, with no transfer of a copy, is not conveying.

An interactive user interface displays "Appropriate Legal Notices" to the extent that it includes a convenient and prominently visible feature that (1) displays an appropriate copyright notice, and (2) tells the user that there is no warranty for the work (except to the extent that warranties are provided), that licensees may convey the work under this License, and how to view a copy of this License. If the interface presents a list of user commands or options, such as a menu, a prominent item in the list meets this criterion.

1. Source Code.

The "source code" for a work means the preferred form of the work for making modifications to it. "Object code" means any non-source form of a work.

A "Standard Interface" means an interface that either is an official standard defined by a recognized standards body, or, in the case of interfaces specified for a particular programming language, one that is widely used among developers working in that language.

The "System Libraries" of an executable work include anything, other than the work as a whole, that (a) is included in the normal form of packaging a Major Component, but which is not part of that Major Component, and (b) serves only to enable use of the work with that Major Component, or to implement a Standard Interface for which an implementation is available to the public in source code form. A "Major Component", in this context, means a major essential component (kernel, window system, and so on) of the specific operating system (if any) on which the executable work runs, or a compiler used to produce the work, or an object code interpreter used to run it.

The "Corresponding Source" for a work in object code form means all

the source code needed to generate, install, and (for an executable work) run the object code and to modify the work, including scripts to control those activities. However, it does not include the work's System Libraries, or general-purpose tools or generally available free programs which are used unmodified in performing those activities but which are not part of the work. For example, Corresponding Source includes interface definition files associated with source files for the work, and the source code for shared libraries and dynamically linked subprograms that the work is specifically designed to require, such as by intimate data communication or control flow between those subprograms and other parts of the work.

The Corresponding Source need not include anything that users can regenerate automatically from other parts of the Corresponding Source.

The Corresponding Source for a work in source code form is that same work.

2. Basic Permissions.

All rights granted under this License are granted for the term of copyright on the Program, and are irrevocable provided the stated conditions are met. This License explicitly affirms your unlimited permission to run the unmodified Program. The output from running a covered work is covered by this License only if the output, given its content, constitutes a covered work. This License acknowledges your rights of fair use or other equivalent, as provided by copyright law.

You may make, run and propagate covered works that you do not convey, without conditions so long as your license otherwise remains in force. You may convey covered works to others for the sole purpose of having them make modifications exclusively for you, or provide you with facilities for running those works, provided that you comply with the terms of this License in conveying all material for which you do not control copyright. Those thus making or running the covered works for you must do so exclusively on your behalf, under your direction and control, on terms that prohibit them from making any copies of your copyrighted material outside their relationship with you.

Conveying under any other circumstances is permitted solely under the conditions stated below. Sublicensing is not allowed; section 10 makes it unnecessary.

3. Protecting Users' Legal Rights From Anti-Circumvention Law.

No covered work shall be deemed part of an effective technological measure under any applicable law fulfilling obligations under article 11 of the WIPO copyright treaty adopted on 20 December 1996, or similar laws prohibiting or restricting circumvention of such measures.

When you convey a covered work, you waive any legal power to forbid circumvention of technological measures to the extent such circumvention is effected by exercising rights under this License with respect to the covered work, and you disclaim any intention to limit operation or modification of the work as a means of enforcing, against the work's users, your or third parties' legal rights to forbid circumvention of technological measures.

4. Conveying Verbatim Copies.

You may convey verbatim copies of the Program's source code as you receive it, in any medium, provided that you conspicuously and appropriately publish on each copy an appropriate copyright notice; keep intact all notices stating that this License and any non-permissive terms added in accord with section 7 apply to the code; keep intact all notices of the absence of any warranty; and give all recipients a copy of this License along with the Program.

You may charge any price or no price for each copy that you convey, and you may offer support or warranty protection for a fee.

5. Conveying Modified Source Versions.

You may convey a work based on the Program, or the modifications to produce it from the Program, in the form of source code under the terms of section 4, provided that you also meet all of these conditions:

- a) The work must carry prominent notices stating that you modified it, and giving a relevant date.
- b) The work must carry prominent notices stating that it is released under this License and any conditions added under section 7. This requirement modifies the requirement in section 4 to "keep intact all notices".
- c) You must license the entire work, as a whole, under this License to anyone who comes into possession of a copy. This License will therefore apply, along with any applicable section 7 additional terms, to the whole of the work, and all its parts, regardless of how they are packaged. This License gives no

permission to license the work in any other way, but it does not invalidate such permission if you have separately received it.

d) If the work has interactive user interfaces, each must display Appropriate Legal Notices; however, if the Program has interactive interfaces that do not display Appropriate Legal Notices, your work need not make them do so.

A compilation of a covered work with other separate and independent works, which are not by their nature extensions of the covered work, and which are not combined with it such as to form a larger program, in or on a volume of a storage or distribution medium, is called an "aggregate" if the compilation and its resulting copyright are not used to limit the access or legal rights of the compilation's users beyond what the individual works permit. Inclusion of a covered work in an aggregate does not cause this License to apply to the other parts of the aggregate.

6. Conveying Non-Source Forms.

You may convey a covered work in object code form under the terms of sections 4 and 5, provided that you also convey the machine-readable Corresponding Source under the terms of this License, in one of these ways:

a) Convey the object code in, or embodied in, a physical product (including a physical distribution medium), accompanied by the Corresponding Source fixed on a durable physical medium customarily used for software interchange.

b) Convey the object code in, or embodied in, a physical product (including a physical distribution medium), accompanied by a written offer, valid for at least three years and valid for as long as you offer spare parts or customer support for that product model, to give anyone who possesses the object code either (1) a copy of the Corresponding Source for all the software in the product that is covered by this License, on a durable physical medium customarily used for software interchange, for a price no more than your reasonable cost of physically performing this conveying of source, or (2) access to copy the Corresponding Source from a network server at no charge.

c) Convey individual copies of the object code with a copy of the written offer to provide the Corresponding Source. This alternative is allowed only occasionally and noncommercially, and only if you received the

object code with such an offer, in accord with subsection 6b.

d) Convey the object code by offering access from a designated place (gratis or for a charge), and offer equivalent access to the Corresponding Source in the same way through the same place at no further charge. You need not require recipients to copy the Corresponding Source along with the object code. If the place to copy the object code is a network server, the Corresponding Source may be on a different server (operated by you or a third party) that supports equivalent copying facilities, provided you maintain clear directions next to the object code saying where to find the Corresponding Source. Regardless of what server hosts the Corresponding Source, you remain obligated to ensure that it is available for as long as needed to satisfy these requirements.

e) Convey the object code using peer-to-peer transmission, provided you inform other peers where the object code and Corresponding Source of the work are being offered to the general public at no charge under subsection 6d.

A separable portion of the object code, whose source code is excluded from the Corresponding Source as a System Library, need not be included in conveying the object code work.

A "User Product" is either (1) a "consumer product", which means any tangible personal property which is normally used for personal, family, or household purposes, or (2) anything designed or sold for incorporation into a dwelling. In determining whether a product is a consumer product, doubtful cases shall be resolved in favor of coverage. For a particular product received by a particular user, "normally used" refers to a typical or common use of that class of product, regardless of the status of the particular user or of the way in which the particular user actually uses, or expects or is expected to use, the product. A product is a consumer product regardless of whether the product has substantial commercial, industrial or non-consumer uses, unless such uses represent the only significant mode of use of the product.

"Installation Information" for a User Product means any methods, procedures, authorization keys, or other information required to install and execute modified versions of a covered work in that User Product from a modified version of its Corresponding Source. The information must suffice to ensure that the continued functioning of the modified object code is in no case prevented or interfered with solely because modification has been made.

If you convey an object code work under this section in, or with, or specifically for use in, a User Product, and the conveying occurs as part of a transaction in which the right of possession and use of the User Product is transferred to the recipient in perpetuity or for a fixed term (regardless of how the transaction is characterized), the Corresponding Source conveyed under this section must be accompanied by

the Installation Information. But this requirement does not apply if neither you nor any third party retains the ability to install modified object code on the User Product (for example, the work has been installed in ROM).

The requirement to provide Installation Information does not include a requirement to continue to provide support service, warranty, or updates for a work that has been modified or installed by the recipient, or for the User Product in which it has been modified or installed. Access to a network may be denied when the modification itself materially and adversely affects the operation of the network or violates the rules and protocols for communication across the network.

Corresponding Source conveyed, and Installation Information provided, in accord with this section must be in a format that is publicly documented (and with an implementation available to the public in source code form), and must require no special password or key for unpacking, reading or copying.

7. Additional Terms.

"Additional permissions" are terms that supplement the terms of this License by making exceptions from one or more of its conditions. Additional permissions that are applicable to the entire Program shall be treated as though they were included in this License, to the extent that they are valid under applicable law. If additional permissions apply only to part of the Program, that part may be used separately under those permissions, but the entire Program remains governed by this License without regard to the additional permissions.

When you convey a copy of a covered work, you may at your option remove any additional permissions from that copy, or from any part of it. (Additional permissions may be written to require their own removal in certain cases when you modify the work.) You may place additional permissions on material, added by you to a covered work, for which you have or can give appropriate copyright permission.

Notwithstanding any other provision of this License, for material you add to a covered work, you may (if authorized by the copyright holders of

that material) supplement the terms of this License with terms:

- a) Disclaiming warranty or limiting liability differently from the terms of sections 15 and 16 of this License; or
- b) Requiring preservation of specified reasonable legal notices or author attributions in that material or in the Appropriate Legal Notices displayed by works containing it; or
- c) Prohibiting misrepresentation of the origin of that material, or requiring that modified versions of such material be marked in reasonable ways as different from the original version; or
- d) Limiting the use for publicity purposes of names of licensors or authors of the material; or
- e) Declining to grant rights under trademark law for use of some trade names, trademarks, or service marks; or
- f) Requiring indemnification of licensors and authors of that material by anyone who conveys the material (or modified versions of it) with contractual assumptions of liability to the recipient, for any liability that these contractual assumptions directly impose on those licensors and authors.

All other non-permissive additional terms are considered "further restrictions" within the meaning of section 10. If the Program as you received it, or any part of it, contains a notice stating that it is governed by this License along with a term that is a further restriction, you may remove that term. If a license document contains a further restriction but permits relicensing or conveying under this License, you may add to a covered work material governed by the terms of that license document, provided that the further restriction does not survive such relicensing or conveying.

If you add terms to a covered work in accord with this section, you must place, in the relevant source files, a statement of the additional terms that apply to those files, or a notice indicating where to find the applicable terms.

Additional terms, permissive or non-permissive, may be stated in the form of a separately written license, or stated as exceptions; the above requirements apply either way.

8. Termination.

You may not propagate or modify a covered work except as expressly provided under this License. Any attempt otherwise to propagate or modify it is void, and will automatically terminate your rights under this License (including any patent licenses granted under the third paragraph of section 11).

However, if you cease all violation of this License, then your license from a particular copyright holder is reinstated (a) provisionally, unless and until the copyright holder explicitly and finally terminates your license, and (b) permanently, if the copyright holder fails to notify you of the violation by some reasonable means prior to 60 days after the cessation.

Moreover, your license from a particular copyright holder is reinstated permanently if the copyright holder notifies you of the violation by some reasonable means, this is the first time you have received notice of violation of this License (for any work) from that copyright holder, and you cure the violation prior to 30 days after your receipt of the notice.

Termination of your rights under this section does not terminate the licenses of parties who have received copies or rights from you under this License. If your rights have been terminated and not permanently reinstated, you do not qualify to receive new licenses for the same material under section 10.

9. Acceptance Not Required for Having Copies.

You are not required to accept this License in order to receive or run a copy of the Program. Ancillary propagation of a covered work occurring solely as a consequence of using peer-to-peer transmission to receive a copy likewise does not require acceptance. However, nothing other than this License grants you permission to propagate or modify any covered work. These actions infringe copyright if you do not accept this License. Therefore, by modifying or propagating a covered work, you indicate your acceptance of this License to do so.

10. Automatic Licensing of Downstream Recipients.

Each time you convey a covered work, the recipient automatically receives a license from the original licensors, to run, modify and propagate that work, subject to this License. You are not responsible for enforcing compliance by third parties with this License.

An "entity transaction" is a transaction transferring control of an organization, or substantially all assets of one, or subdividing an

organization, or merging organizations. If propagation of a covered work results from an entity transaction, each party to that transaction who receives a copy of the work also receives whatever licenses to the work the party's predecessor in interest had or could give under the previous paragraph, plus a right to possession of the Corresponding Source of the work from the predecessor in interest, if the predecessor has it or can get it with reasonable efforts.

You may not impose any further restrictions on the exercise of the rights granted or affirmed under this License. For example, you may not impose a license fee, royalty, or other charge for exercise of rights granted under this License, and you may not initiate litigation (including a cross-claim or counterclaim in a lawsuit) alleging that any patent claim is infringed by making, using, selling, offering for sale, or importing the Program or any portion of it.

11. Patents.

A "contributor" is a copyright holder who authorizes use under this License of the Program or a work on which the Program is based. The work thus licensed is called the contributor's "contributor version".

A contributor's "essential patent claims" are all patent claims owned or controlled by the contributor, whether already acquired or hereafter acquired, that would be infringed by some manner, permitted by this License, of making, using, or selling its contributor version, but do not include claims that would be infringed only as a consequence of further modification of the contributor version. For purposes of this definition, "control" includes the right to grant patent sublicenses in a manner consistent with the requirements of this License.

Each contributor grants you a non-exclusive, worldwide, royalty-free patent license under the contributor's essential patent claims, to make, use, sell, offer for sale, import and otherwise run, modify and propagate the contents of its contributor version.

In the following three paragraphs, a "patent license" is any express agreement or commitment, however denominated, not to enforce a patent (such as an express permission to practice a patent or covenant not to sue for patent infringement). To "grant" such a patent license to a party means to make such an agreement or commitment not to enforce a patent against the party.

If you convey a covered work, knowingly relying on a patent license,

and the Corresponding Source of the work is not available for anyone to copy, free of charge and under the terms of this License, through a publicly available network server or other readily accessible means, then you must either (1) cause the Corresponding Source to be so available, or (2) arrange to deprive yourself of the benefit of the patent license for this particular work, or (3) arrange, in a manner consistent with the requirements of this License, to extend the patent license to downstream recipients. "Knowingly relying" means you have actual knowledge that, but for the patent license, your conveying the covered work in a country, or your recipient's use of the covered work in a country, would infringe one or more identifiable patents in that country that you have reason to believe are valid.

If, pursuant to or in connection with a single transaction or arrangement, you convey, or propagate by procuring conveyance of, a covered work, and grant a patent license to some of the parties receiving the covered work authorizing them to use, propagate, modify or convey a specific copy of the covered work, then the patent license you grant is automatically extended to all recipients of the covered work and works based on it.

A patent license is "discriminatory" if it does not include within the scope of its coverage, prohibits the exercise of, or is conditioned on the non-exercise of one or more of the rights that are specifically granted under this License. You may not convey a covered work if you are a party to an arrangement with a third party that is in the business of distributing software, under which you make payment to the third party based on the extent of your activity of conveying the work, and under which the third party grants, to any of the parties who would receive the covered work from you, a discriminatory patent license (a) in connection with copies of the covered work conveyed by you (or copies made from those copies), or (b) primarily for and in connection with specific products or compilations that contain the covered work, unless you entered into that arrangement, or that patent license was granted, prior to 28 March 2007.

Nothing in this License shall be construed as excluding or limiting any implied license or other defenses to infringement that may otherwise be available to you under applicable patent law.

12. No Surrender of Others' Freedom.

If conditions are imposed on you (whether by court order, agreement or otherwise) that contradict the conditions of this License, they do not excuse you from the conditions of this License. If you cannot convey a covered work so as to satisfy simultaneously your obligations under this

License and any other pertinent obligations, then as a consequence you may not convey it at all. For example, if you agree to terms that obligate you to collect a royalty for further conveying from those to whom you convey the Program, the only way you could satisfy both those terms and this License would be to refrain entirely from conveying the Program.

13. Use with the GNU Affero General Public License.

Notwithstanding any other provision of this License, you have permission to link or combine any covered work with a work licensed under version 3 of the GNU Affero General Public License into a single combined work, and to convey the resulting work. The terms of this License will continue to apply to the part which is the covered work, but the special requirements of the GNU Affero General Public License, section 13, concerning interaction through a network will apply to the combination as such.

14. Revised Versions of this License.

The Free Software Foundation may publish revised and/or new versions of the GNU General Public License from time to time. Such new versions will be similar in spirit to the present version, but may differ in detail to address new problems or concerns.

Each version is given a distinguishing version number. If the Program specifies that a certain numbered version of the GNU General Public License "or any later version" applies to it, you have the option of following the terms and conditions either of that numbered version or of any later version published by the Free Software Foundation. If the Program does not specify a version number of the GNU General Public License, you may choose any version ever published by the Free Software Foundation.

If the Program specifies that a proxy can decide which future versions of the GNU General Public License can be used, that proxy's public statement of acceptance of a version permanently authorizes you to choose that version for the Program.

Later license versions may give you additional or different permissions. However, no additional obligations are imposed on any author or copyright holder as a result of your choosing to follow a later version.

15. Disclaimer of Warranty.

THERE IS NO WARRANTY FOR THE PROGRAM, TO THE EXTENT PERMITTED BY

APPLICABLE LAW. EXCEPT WHEN OTHERWISE STATED IN WRITING THE COPYRIGHT HOLDERS AND/OR OTHER PARTIES PROVIDE THE PROGRAM "AS IS" WITHOUT WARRANTY OF ANY KIND, EITHER EXPRESSED OR IMPLIED, INCLUDING, BUT NOT LIMITED TO, THE IMPLIED WARRANTIES OF MERCHANTABILITY AND FITNESS FOR A PARTICULAR PURPOSE. THE ENTIRE RISK AS TO THE QUALITY AND PERFORMANCE OF THE PROGRAM IS WITH YOU. SHOULD THE PROGRAM PROVE DEFECTIVE, YOU ASSUME THE COST OF ALL NECESSARY SERVICING, REPAIR OR CORRECTION.

16. Limitation of Liability.

IN NO EVENT UNLESS REQUIRED BY APPLICABLE LAW OR AGREED TO IN WRITING WILL ANY COPYRIGHT HOLDER, OR ANY OTHER PARTY WHO MODIFIES AND/OR CONVEYS THE PROGRAM AS PERMITTED ABOVE, BE LIABLE TO YOU FOR DAMAGES, INCLUDING ANY GENERAL, SPECIAL, INCIDENTAL OR CONSEQUENTIAL DAMAGES ARISING OUT OF THE USE OR INABILITY TO USE THE PROGRAM (INCLUDING BUT NOT LIMITED TO LOSS OF DATA OR DATA

BEING RENDERED INACCURATE OR LOSSES SUSTAINED BY YOU OR THIRD PARTIES OR A FAILURE OF THE PROGRAM TO OPERATE WITH ANY OTHER PROGRAMS), EVEN IF SUCH HOLDER OR OTHER PARTY HAS BEEN ADVISED OF THE POSSIBILITY OF SUCH DAMAGES.

17. Interpretation of Sections 15 and 16.

If the disclaimer of warranty and limitation of liability provided above cannot be given local legal effect according to their terms, reviewing courts shall apply local law that most closely approximates an absolute waiver of all civil liability in connection with the Program, unless a warranty or assumption of liability accompanies a copy of the Program in return for a fee.

END OF TERMS AND CONDITIONS

1.10 istack-commons 1.8

1.10.1 Available under license :

COMMON DEVELOPMENT AND DISTRIBUTION LICENSE (CDDL)

Version 1.0

*

1. Definitions.

o

1.1. "Contributor" means each individual or entity that creates or contributes to the creation of Modifications.

o

1.2. "Contributor Version" means the combination of the Original Software, prior Modifications used by a Contributor (if any), and the Modifications made by that particular Contributor.

o

1.3. "Covered Software" means (a) the Original Software, or (b) Modifications, or (c) the combination of files containing Original Software with files containing Modifications, in each case including portions thereof.

o

1.4. "Executable" means the Covered Software in any form other than Source Code.

o

1.5. "Initial Developer" means the individual or entity that first makes Original Software available under this License.

o

1.6. "Larger Work" means a work which combines Covered Software or portions thereof with code not governed by the terms of this License.

o

1.7. "License" means this document.

o

1.8. "Licensable" means having the right to grant, to the maximum extent possible, whether at the time of the initial grant or subsequently acquired, any and all of the rights conveyed herein.

o

1.9. "Modifications" means the Source Code and Executable form of any of the following:

+

A. Any file that results from an addition to, deletion from or modification of the contents of a file containing Original Software or previous Modifications;

+

B. Any new file that contains any part of the Original Software or previous Modification; or

+

C. Any new file that is contributed or otherwise made available under the terms of this License.

o

1.10. "Original Software" means the Source Code and Executable form of computer software code that is originally released under this License.

o

1.11. "Patent Claims" means any patent claim(s), now owned or hereafter acquired, including without limitation, method, process, and apparatus claims, in any patent Licensable by grantor.

o

1.12. "Source Code" means (a) the common form of computer software code in which modifications are made and (b) associated documentation included in or with such code.

o

1.13. "You" (or "Your") means an individual or a legal entity exercising rights under, and complying with all of the terms of, this License. For legal entities, "You" includes any entity which controls, is controlled by, or is under common control with You. For purposes of this definition, "control"

means (a) the power, direct or indirect, to cause the direction or management of such entity, whether by contract or otherwise, or (b) ownership of more than fifty percent (50%) of the outstanding shares or beneficial ownership of such entity.

*

2. License Grants.

o

2.1. The Initial Developer Grant.

Conditioned upon Your compliance with Section 3.1 below and subject to third party intellectual property claims, the Initial Developer hereby grants You a world-wide, royalty-free, non-exclusive license:

+

(a) under intellectual property rights (other than patent or trademark) Licensable by Initial Developer, to use, reproduce, modify, display, perform, sublicense and distribute the Original Software (or portions thereof), with or without Modifications, and/or as part of a Larger Work; and

+

(b) under Patent Claims infringed by the making, using or selling of Original Software, to make, have made, use, practice, sell, and offer for sale, and/or otherwise dispose of the Original Software (or portions thereof).

+

(c) The licenses granted in Sections 2.1(a) and (b) are effective on the date Initial Developer first distributes or otherwise makes the Original Software available to a third party under the terms of this License.

+

(d) Notwithstanding Section 2.1(b) above, no patent license is granted: (1) for code that You delete from the Original Software, or (2) for infringements caused by: (i) the modification of the Original Software, or (ii) the combination of the Original Software with other software or devices.

o

2.2. Contributor Grant.

Conditioned upon Your compliance with Section 3.1 below and subject to third party intellectual property claims, each Contributor hereby grants You a world-wide, royalty-free, non-exclusive license:

+

(a) under intellectual property rights (other than patent or trademark) Licensable by Contributor to use,

reproduce, modify, display, perform, sublicense and distribute the Modifications created by such Contributor (or portions thereof), either on an unmodified basis, with other Modifications, as Covered Software and/or as part of a Larger Work; and

+

(b) under Patent Claims infringed by the making, using, or selling of Modifications made by that Contributor either alone and/or in combination with its Contributor Version (or portions of such combination), to make, use, sell, offer for sale, have made, and/or otherwise dispose of: (1) Modifications made by that Contributor (or portions thereof); and (2) the combination of Modifications made by that Contributor with its Contributor Version (or portions of such combination).

+

(c) The licenses granted in Sections 2.2(a) and 2.2(b) are effective on the date Contributor first distributes or otherwise makes the Modifications available to a third party.

+

(d) Notwithstanding Section 2.2(b) above, no patent license is granted: (1) for any code that Contributor has deleted from the Contributor Version; (2) for infringements caused by: (i) third party modifications of Contributor Version, or (ii) the combination of Modifications made by that Contributor with other software (except as part of the Contributor Version) or other devices; or (3) under Patent Claims infringed by Covered Software in the absence of Modifications made by that Contributor.

*

3. Distribution Obligations.

o

3.1. Availability of Source Code.

Any Covered Software that You distribute or otherwise make available in Executable form must also be made available

in Source Code form and that Source Code form must be distributed only under the terms of this License. You must include a copy of this License with every copy of the Source Code form of the Covered Software You distribute or otherwise make available. You must inform recipients of any such Covered Software in Executable form as to how they can obtain such Covered Software in Source Code form in a reasonable manner on or through a medium customarily used for software exchange.

o

3.2. Modifications.

The Modifications that You create or to which You contribute are governed by the terms of this License. You represent that You believe Your Modifications are Your original creation(s) and/or You have sufficient rights to grant the rights conveyed by this License.

o

3.3. Required Notices.

You must include a notice in each of Your Modifications that identifies You as the Contributor of the

Modification. You may not remove or alter any copyright, patent or trademark notices contained within the Covered Software, or any notices of licensing or any descriptive text giving attribution to any Contributor or the Initial Developer.

o

3.4. Application of Additional Terms.

You may not offer or impose any terms on any Covered Software in Source Code form that alters or restricts the applicable version of this License or the recipients' rights hereunder. You may choose to offer, and to charge a fee for, warranty, support, indemnity or liability obligations to one or more recipients of Covered Software. However, you may do so only on Your own behalf, and not on behalf of the Initial Developer or any Contributor. You must make it absolutely clear that any such warranty, support, indemnity or liability obligation is offered by You alone, and You hereby agree to indemnify the Initial Developer and every Contributor for any liability incurred by the Initial Developer or such Contributor as a result of warranty, support, indemnity or liability terms You offer.

o

3.5. Distribution of Executable Versions.

You may distribute the Executable form of the Covered Software under the terms of this License or under the terms of a license of Your choice, which may contain terms different from this License, provided that You are in compliance with the terms of this License and that the license for the Executable form does not attempt to limit or alter the recipient's rights in the Source Code form from the rights set forth in this License. If You distribute the Covered Software in Executable form under a different license, You must make it absolutely clear that any terms which differ from this License are offered by You alone, not by the Initial Developer or Contributor. You hereby agree to indemnify the Initial Developer and every Contributor for any liability incurred by the Initial Developer or such Contributor as a result of any such terms You offer.

o

3.6. Larger Works.

You may create a Larger Work by combining Covered Software with other code not governed by the terms of this License and distribute the Larger Work as a single product. In such a case, You must make sure the requirements of this License are fulfilled for the Covered Software.

*

4. Versions of the License.

o

4.1. New Versions.

Sun Microsystems, Inc. is the initial license steward and may publish revised and/or new versions of this License from time to time. Each version will be given a distinguishing version number. Except as provided in Section 4.3, no one other than the license steward has the right to modify this License.

o

4.2. Effect of New Versions.

You may always continue to use, distribute or otherwise make the Covered Software available under the terms of the version of the License under which You originally received the Covered Software. If the Initial Developer includes a notice in the Original Software prohibiting it from being distributed or otherwise made available under any subsequent version of the License, You must distribute and make the Covered Software available under the terms of the version of the License under which You originally received the Covered Software. Otherwise, You may also choose to use, distribute or otherwise make the Covered Software available under the terms of any subsequent version of the License published by the license steward.

o

4.3. Modified Versions.

When You are an Initial Developer and You want to create a new license for Your Original Software, You may create and use a modified version of this License if You: (a) rename the license and remove any references to the name of the license steward (except to note that the license differs from this License); and (b) otherwise make it clear that the license contains terms which differ from this License.

*

5. DISCLAIMER OF WARRANTY.

COVERED SOFTWARE IS PROVIDED UNDER THIS LICENSE ON AN "AS IS" BASIS, WITHOUT WARRANTY OF ANY KIND, EITHER EXPRESSED OR IMPLIED, INCLUDING, WITHOUT LIMITATION, WARRANTIES THAT THE COVERED SOFTWARE IS FREE OF DEFECTS, MERCHANTABILITY, FIT FOR A PARTICULAR PURPOSE OR NON-INFRINGEMENT. THE ENTIRE RISK AS TO THE QUALITY AND PERFORMANCE OF THE COVERED SOFTWARE IS WITH YOU. SHOULD ANY COVERED SOFTWARE PROVE DEFECTIVE IN ANY RESPECT, YOU (NOT THE INITIAL DEVELOPER OR ANY OTHER CONTRIBUTOR) ASSUME THE COST OF ANY NECESSARY SERVICING, REPAIR OR CORRECTION. THIS DISCLAIMER OF WARRANTY CONSTITUTES AN ESSENTIAL PART OF THIS LICENSE. NO USE OF ANY COVERED SOFTWARE IS AUTHORIZED HEREUNDER EXCEPT UNDER THIS DISCLAIMER.

*

6. TERMINATION.

o

6.1. This

License and the rights granted hereunder will terminate automatically if You fail to comply with terms herein and fail to cure such breach within 30 days of becoming aware of the breach. Provisions which, by their nature, must remain in effect beyond the termination of this License shall survive.

o

6.2. If You assert a patent infringement claim (excluding declaratory judgment actions) against Initial Developer or a Contributor (the Initial Developer or Contributor against whom You assert such claim is referred to as "Participant") alleging that the Participant Software (meaning the Contributor Version where the Participant is a Contributor or the Original Software where the Participant is the Initial Developer) directly or indirectly infringes any patent, then any and all rights granted directly or indirectly to You by such Participant, the Initial Developer (if the Initial Developer is not the Participant) and all Contributors under Sections 2.1 and/or

2.2 of this License shall, upon 60 days notice from Participant terminate prospectively and automatically at the expiration of such 60 day notice period, unless if within such 60 day period You withdraw Your claim with respect

to the Participant Software against such Participant either unilaterally or pursuant to a written agreement with Participant.

o

6.3. In the event of termination under Sections 6.1 or 6.2 above, all end user licenses that have been validly granted by You or any distributor hereunder prior to termination (excluding licenses granted to You by any distributor) shall survive termination.

*

7. LIMITATION OF LIABILITY.

UNDER NO CIRCUMSTANCES AND UNDER NO LEGAL THEORY, WHETHER TORT (INCLUDING NEGLIGENCE), CONTRACT, OR OTHERWISE, SHALL YOU, THE INITIAL DEVELOPER, ANY OTHER CONTRIBUTOR, OR ANY DISTRIBUTOR OF COVERED SOFTWARE, OR ANY SUPPLIER OF ANY OF SUCH PARTIES, BE LIABLE TO ANY PERSON FOR ANY INDIRECT, SPECIAL, INCIDENTAL, OR CONSEQUENTIAL DAMAGES OF ANY CHARACTER INCLUDING, WITHOUT LIMITATION, DAMAGES FOR LOST PROFITS, LOSS OF GOODWILL, WORK STOPPAGE, COMPUTER FAILURE OR MALFUNCTION, OR ANY AND ALL OTHER COMMERCIAL DAMAGES OR LOSSES, EVEN IF SUCH PARTY SHALL HAVE BEEN INFORMED OF THE POSSIBILITY OF SUCH DAMAGES. THIS LIMITATION OF LIABILITY SHALL NOT APPLY TO LIABILITY FOR DEATH OR PERSONAL INJURY RESULTING FROM SUCH PARTY'S NEGLIGENCE TO THE EXTENT APPLICABLE LAW PROHIBITS SUCH LIMITATION. SOME JURISDICTIONS DO NOT ALLOW THE EXCLUSION OR LIMITATION OF INCIDENTAL OR CONSEQUENTIAL DAMAGES, SO THIS EXCLUSION AND LIMITATION MAY NOT APPLY TO YOU.

*

8. U.S. GOVERNMENT END USERS.

The Covered Software is a "commercial item," as that term is defined in 48 C.F.R. 2.101 (Oct. 1995), consisting of "commercial computer software" (as that term is defined at 48 C.F.R. 252.227-7014(a)(1)) and "commercial computer software documentation" as such terms are used in 48 C.F.R. 12.212 (Sept. 1995). Consistent with 48 C.F.R. 12.212 and 48 C.F.R. 227.7202-1 through 227.7202-4 (June 1995), all U.S. Government End Users acquire Covered Software with only those rights set forth herein. This U.S. Government Rights clause is in lieu of, and supersedes, any other FAR, DFAR, or other clause or provision that addresses Government rights in computer software under this License.

*

9. MISCELLANEOUS.

This License represents the complete agreement concerning subject matter hereof. If any provision of this License is held to be unenforceable, such provision shall be reformed only to the extent necessary to make it enforceable. This License shall be governed by the law of the jurisdiction specified in a notice contained within the Original Software (except to the extent applicable law, if any, provides otherwise), excluding such jurisdiction's conflict-of-law provisions. Any litigation relating to this License shall be subject to the jurisdiction of the courts located in the jurisdiction and venue specified in a notice contained within the Original Software, with the losing party responsible for costs, including, without limitation, court costs and reasonable attorneys' fees and expenses. The application of the United Nations Convention on Contracts for the International Sale of Goods is expressly excluded. Any law or regulation which provides that the language of a contract shall be construed against

the drafter shall not apply to this License. You agree that You alone are responsible for compliance with the United States export administration regulations (and the export control laws and regulation of any other countries) when You use, distribute or otherwise make available any Covered Software.

*

10. RESPONSIBILITY FOR CLAIMS.

As between Initial Developer and the Contributors, each party is responsible for claims and damages arising, directly or indirectly, out of its utilization of rights under this License and You agree to work with Initial Developer and Contributors to distribute such responsibility on an equitable basis. Nothing herein is intended or shall be deemed to constitute any admission of liability.

1.11 libjpeg 9c

1.11.1 Available under license :

No license file was found, but licenses were detected in source scan.

```
/*
 * rdtarga.c
 *
 * Copyright (C) 1991-1996, Thomas G. Lane.
 * Modified 2017 by Guido Vollbeding.
 * This file is part of the Independent JPEG Group's software.
 * For conditions of distribution and use, see the accompanying README file.
 *
 * This file contains routines to read input images in Targa format.
 *
 * These routines may need modification for non-Unix environments or
 * specialized applications. As they stand, they assume input from
 * an ordinary stdio stream. They further assume that reading begins
 * at the start of the file; start_input may need work if the
 * user interface has already read some data (e.g., to determine that
 * the file is indeed Targa format).
 *
 * Based on code contributed by Lee Daniel Crocker.
 */
```

Found in path(s):

```
* /opt/cola/permits/1103525591_1607965476.8/0/jpeg-9c-master-zip/jpeg-9c-master/rdtarga.c
```

No license file was found, but licenses were detected in source scan.

IJG JPEG LIBRARY: FILE LIST

Copyright (C) 1994-2017, Thomas G. Lane, Guido Vollbeding.

This file is part of the Independent JPEG Group's software.

For conditions of distribution and use, see the accompanying README file.

Here is a road map to the files in the IJG JPEG distribution. The distribution includes the JPEG library proper, plus two application programs ("cjpeg" and "djpeg") which use the library to convert JPEG files to and from some other popular image formats. A third application "jpegtran" uses the library to do lossless conversion between different variants of JPEG. There are also two stand-alone applications, "rdjpgcom" and "wrjpgcom".

THE JPEG LIBRARY

=====

Include files:

jpeglib.h JPEG library's exported data and function declarations.
jconfig.h Configuration declarations. Note: this file is not present in the distribution; it is generated during installation.
jmorecfg.h Additional configuration declarations; need not be changed for a standard installation.
jerror.h Declares JPEG library's error and trace message codes.
jinclude.h Central include file used by all IJG .c files to reference system include files.
jpegint.h JPEG library's internal data structures.
jdct.h Private declarations for forward & reverse DCT subsystems.
jmemsys.h Private declarations for memory management subsystem.
jversion.h Version information.

Applications using the library should include jpeglib.h (which in turn includes jconfig.h and jmorecfg.h). Optionally, jerror.h may be included if the application needs to reference individual JPEG error codes. The other include files are intended for internal use and would not normally be included by an application program. (cjpeg/djpeg/etc do use jinclude.h, since its function is to improve portability of the whole IJG distribution. Most other applications will directly include the system include files they want, and hence won't need jinclude.h.)

C source code files:

These files contain most of the functions intended to be called directly by an application program:

jpegim.c Application program interface: core routines for compression.
jpegstd.c Application program interface: standard compression.

jdapimin.c Application program interface: core routines for decompression.
jdapistd.c Application program interface: standard decompression.
jcomapi.c Application program interface routines common to compression
and decompression.
jcparam.c Compression parameter setting helper routines.
jctrans.c API and library routines for transcoding compression.
jdtrans.c API and library routines for transcoding decompression.

Compression side of the library:

jcinit.c Initialization: determines which other modules to use.
jcmaster.c Master control: setup and inter-pass sequencing logic.
jcmainct.c Main buffer controller (preprocessor => JPEG compressor).
jcprepct.c Preprocessor buffer controller.
jccoefct.c Buffer controller
for DCT coefficient buffer.
jccolor.c Color space conversion.
jcsample.c Downsampling.
jcdctmgr.c DCT manager (DCT implementation selection & control).
jfdctint.c Forward DCT using slow-but-accurate integer method.
jfdctfst.c Forward DCT using faster, less accurate integer method.
jfdctflt.c Forward DCT using floating-point arithmetic.
jchuff.c Huffman entropy coding.
jcarith.c Arithmetic entropy coding.
jcmarker.c JPEG marker writing.
jdatadst.c Data destination managers for memory and stdio output.

Decompression side of the library:

jdmaster.c Master control: determines which other modules to use.
jdinput.c Input controller: controls input processing modules.
jdmainct.c Main buffer controller (JPEG decompressor => postprocessor).
jdcoefct.c Buffer controller for DCT coefficient buffer.
jdpostct.c Postprocessor buffer controller.
jdmarker.c JPEG marker reading.
jd Huff.c Huffman entropy decoding.
jdarith.c Arithmetic entropy decoding.
jddctmgr.c IDCT manager (IDCT implementation
selection & control).
jidctint.c Inverse DCT using slow-but-accurate integer method.
jidctfst.c Inverse DCT using faster, less accurate integer method.
jidctflt.c Inverse DCT using floating-point arithmetic.
jdsample.c Upsampling.
jdcolor.c Color space conversion.
jdmerge.c Merged upsampling/color conversion (faster, lower quality).
jquant1.c One-pass color quantization using a fixed-spacing colormap.
jquant2.c Two-pass color quantization using a custom-generated colormap.
Also handles one-pass quantization to an externally given map.

jdatsrc.c Data source managers for memory and stdio input.

Support files for both compression and decompression:

jaricom.c Tables for common use in arithmetic entropy encoding and decoding routines.

jerror.c Standard error handling routines (application replaceable).

jmemmgr.c System-independent (more or less) memory management code.

jutils.c Miscellaneous utility routines.

jmemmgr.c relies on a system-dependent memory management module. The IJG distribution

includes the following implementations of the system-dependent module:

jmemnobs.c "No backing store": assumes adequate virtual memory exists.

jmemansi.c Makes temporary files with ANSI-standard routine tmpfile().

jmemname.c Makes temporary files with program-generated file names.

jmemdos.c Custom implementation for MS-DOS (16-bit environment only): can use extended and expanded memory as well as temp files.

jmemmac.c Custom implementation for Apple Macintosh.

Exactly one of the system-dependent modules should be configured into an installed JPEG library (see install.txt for hints about which one to use).

On unusual systems you may find it worthwhile to make a special system-dependent memory manager.

Non-C source code files:

jmemdosa.asm 80x86 assembly code support for jmemdos.c; used only in MS-DOS-specific configurations of the JPEG library.

CJPEG/DJPEG/JPEGTRAN

=====

Include files:

cdjpeg.h Declarations shared by cjpeg/djpeg/jpegtran modules.

cderror.h Additional

error and trace message codes for cjpeg et al.

transupp.h Declarations for jpegtran support routines in transupp.c.

C source code files:

cjpeg.c Main program for cjpeg.

djpeg.c Main program for djpeg.

jpegtran.c Main program for jpegtran.
cdjpeg.c Utility routines used by all three programs.
rdcolmap.c Code to read a colormap file for djpeg's "-map" switch.
rdswitch.c Code to process some of cjpeg's more complex switches.
Also used by jpegtran.
transupp.c Support code for jpegtran: lossless image manipulations.

Image file reader modules for cjpeg:

rdbmp.c BMP file input.
rdgif.c GIF file input (now just a stub).
rdppm.c PPM/PGM file input.
rdrlc.c Utah RLE file input.
rdtarga.c Targa file input.

Image file writer modules for djpeg:

wrbmp.c BMP file output.
wrgif.c GIF file output (a mere shadow of its former self).
wrppm.c PPM/PGM file output.
wrrlc.c Utah RLE file output.
wrtarga.c Targa file output.

RDJPGCOM/WRJPGCOM

=====

C source
code files:

rdjpgcom.c Stand-alone rdjpgcom application.
wrjpgcom.c Stand-alone wrjpgcom application.

These programs do not depend on the IJG library. They do use
jconfig.h and jinclude.h, only to improve portability.

ADDITIONAL FILES

=====

Documentation (see README for a guide to the documentation files):

README Master documentation file.
*.txt Other documentation files.
*.1 Documentation in Unix man page format.
change.log Version-to-version change highlights.
example.c Sample code for calling JPEG library.

Configuration/installation files and programs (see install.txt for more info):

configure Unix shell script to perform automatic configuration.
configure.ac Source file for use with Autoconf to generate configure.
ltmain.sh Support scripts for configure (from GNU libtool).
config.guess
config.sub
depcomp
missing
ar-lib
compile
install-sh Install shell script for those Unix systems lacking one.
Makefile.in Makefile input for configure.
Makefile.am Source file
for use with Automake to generate Makefile.in.
ckconfig.c Program to generate jconfig.h on non-Unix systems.
jconfig.txt Template for making jconfig.h by hand.
mak*.* Sample makefiles for particular systems.
jconfig.* Sample jconfig.h for particular systems.
libjpeg.map Script to generate shared library with versioned symbols.
libjpeg.pc.in libjpeg.pc pkg-config file input for configure.
aclocal.m4 M4 macro definitions for use with Autoconf.

Test files (see install.txt for test procedure):

test*.* Source and comparison files for confidence test.
These are binary image files, NOT text files.

Found in path(s):

* /opt/cola/permits/1103525591_1607965476.8/0/jpeg-9c-master-zip/jpeg-9c-master/filelist.txt
No license file was found, but licenses were detected in source scan.

```
/*
 * jfdctflt.c
 *
 * Copyright (C) 1994-1996, Thomas G. Lane.
 * Modified 2003-2017 by Guido Vollbeding.
 * This file is part of the Independent JPEG Group's software.
 * For conditions of distribution and use, see the accompanying README file.
 *
 * This file contains a floating-point implementation of the
 * forward DCT (Discrete Cosine Transform).
 *
 * This implementation should be more accurate than either of the integer
 * DCT implementations. However, it may not give the same results on all
 * machines because of differences in roundoff behavior. Speed will depend
 * on the hardware's floating point capacity.
 *
```

* A 2-D DCT can be done by 1-D DCT on each row followed by 1-D DCT
* on each column. Direct algorithms are also available, but they are
* much more complex and seem not to be any faster when reduced to code.
*
* This implementation is based on Arai, Agui, and Nakajima's algorithm for
* scaled
DCT. Their original paper (Trans. IEICE E-71(11):1095) is in
* Japanese, but the algorithm is described in the Pennebaker & Mitchell
* JPEG textbook (see REFERENCES section in file README). The following code
* is based directly on figure 4-8 in P&M.
* While an 8-point DCT cannot be done in less than 11 multiplies, it is
* possible to arrange the computation so that many of the multiplies are
* simple scalings of the final outputs. These multiplies can then be
* folded into the multiplications or divisions by the JPEG quantization
* table entries. The AA&N method leaves only 5 multiplies and 29 adds
* to be done in the DCT itself.
* The primary disadvantage of this method is that with a fixed-point
* implementation, accuracy is lost due to imprecise representation of the
* scaled quantization values. However, that problem does not arise if
* we use floating point arithmetic.
*/

Found in path(s):

* /opt/cola/permits/1103525591_1607965476.8/0/jpeg-9c-master-zip/jpeg-9c-master/jfdctflt.c

No license file was found, but licenses were detected in source scan.

/*

* wrtarga.c

*

* Copyright (C) 1991-1996, Thomas G. Lane.

* Modified 2015-2017 by Guido Vollbeding.

* This file is part of the Independent JPEG Group's software.

* For conditions of distribution and use, see the accompanying README file.

*

* This file contains routines to write output images in Targa format.

*

* These routines may need modification for non-Unix environments or

* specialized applications. As they stand, they assume output to

* an ordinary stdio stream.

*

* Based on code contributed by Lee Daniel Crocker.

*/

Found in path(s):

* /opt/cola/permits/1103525591_1607965476.8/0/jpeg-9c-master-zip/jpeg-9c-master/wrtarga.c

No license file was found, but licenses were detected in source scan.

/*


```

* jdmerge.c
*
* Copyright (C) 1994-1996, Thomas G. Lane.
* Modified 2013-2017 by Guido Vollbeding.
* This file is part of the Independent JPEG Group's software.
* For conditions of distribution and use, see the accompanying README file.
*
* This file contains code for merged upsampling/color conversion.
*
* This file combines functions from jdsample.c and jdcolor.c;
* read those files first to understand what's going on.
*
* When the chroma components are to be upsampled by simple replication
* (ie, box filtering), we can save some work in color conversion by
* calculating all the output pixels corresponding to a pair of chroma
* samples at one time.  In the conversion equations
* R = Y      + K1 * Cr
* G = Y + K2 * Cb + K3 * Cr
* B = Y + K4 * Cb
* only the Y term varies among the group of pixels corresponding to a pair
* of chroma samples, so the rest of the terms can be calculated just
* once.
* At typical sampling ratios, this eliminates half or three-quarters of the
* multiplications needed for color conversion.
*
* This file currently provides implementations for the following cases:
* YCC => RGB color conversion only (YCbCr or BG_YCC).
* Sampling ratios of 2h1v or 2h2v.
* No scaling needed at upsample time.
* Corner-aligned (non-CCIR601) sampling alignment.
* Other special cases could be added, but in most applications these are
* the only common cases.  (For uncommon cases we fall back on the more
* general code in jdsample.c and jdcolor.c.)
*/

```

Found in path(s):

```

* /opt/cola/permits/1103525591_1607965476.8/0/jpeg-9c-master-zip/jpeg-9c-master/jdmerge.c

```

No license file was found, but licenses were detected in source scan.

The Independent JPEG Group's JPEG software

```

=====

```

README for release 9c of 14-Jan-2018

```

=====

```

This distribution contains the ninth public release of the Independent JPEG Group's free JPEG software. You are welcome to redistribute this software and to use it for any purpose, subject to the conditions under LEGAL ISSUES, below.

This software is the work of Tom Lane, Guido Vollbeding, Philip Gladstone, Bill Allombert, Jim Boucher, Lee Crocker, Bob Friesenhahn, Ben Jackson, Julian Minguillon, Luis Ortiz, George Phillips, Davide Rossi, Ge' Weijers, and other members of the Independent JPEG Group.

IJG is not affiliated with the ISO/IEC JTC1/SC29/WG1 standards committee (previously known as JPEG, together with ITU-T SG16).

DOCUMENTATION ROADMAP

=====

This file contains the following sections:

OVERVIEW General description of
JPEG and the IJG software.
LEGAL ISSUES Copyright, lack of warranty, terms of distribution.
REFERENCES Where to learn more about JPEG.
ARCHIVE LOCATIONS Where to find newer versions of this software.
ACKNOWLEDGMENTS Special thanks.
FILE FORMAT WARS Software *not* to get.
TO DO Plans for future IJG releases.

Other documentation files in the distribution are:

User documentation:

install.txt How to configure and install the IJG software.
usage.txt Usage instructions for cjpeg, djpeg, jpegtran,
 rdjpgcom, and wrjpgcom.
*.1 Unix-style man pages for programs (same info as usage.txt).
wizard.txt Advanced usage instructions for JPEG wizards only.
change.log Version-to-version change highlights.

Programmer and internal documentation:

libjpeg.txt How to use the JPEG library in your own programs.
example.c Sample code for calling the JPEG library.
structure.txt
Overview of the JPEG library's internal structure.
filelist.txt Road map of IJG files.
coderrules.txt Coding style rules --- please read if you contribute code.

Please read at least the files install.txt and usage.txt. Some information can also be found in the JPEG FAQ (Frequently Asked Questions) article. See ARCHIVE LOCATIONS below to find out where to obtain the FAQ article.

If you want to understand how the JPEG code works, we suggest reading one or more of the REFERENCES, then looking at the documentation files (in roughly the order listed) before diving into the code.

OVERVIEW

=====

This package contains C software to implement JPEG image encoding, decoding, and transcoding. JPEG (pronounced "jay-peg") is a standardized compression method for full-color and grayscale images.

This software implements JPEG baseline, extended-sequential, and progressive compression processes. Provision is made for supporting all variants of these processes, although some uncommon parameter settings aren't implemented yet.

We have made no provision for supporting the hierarchical or lossless processes defined in the standard.

We provide a set of library routines for reading and writing JPEG image files, plus two sample applications "cjpeg" and "djpeg", which use the library to perform conversion between JPEG and some other popular image file formats. The library is intended to be reused in other applications.

In order to support file conversion and viewing software, we have included considerable functionality beyond the bare JPEG coding/decoding capability; for example, the color quantization modules are not strictly part of JPEG decoding, but they are essential for output to colormapped file formats or colormapped displays. These extra functions can be compiled out of the library if not required for a particular application.

We have also included "jpegtran", a utility for lossless transcoding between different JPEG processes, and "rdjpgcom" and "wrjpgcom", two simple applications for inserting and extracting textual comments in JFIF files.

The emphasis in designing this software has been on achieving portability and flexibility, while also making it fast enough to be useful. In particular, the software is not intended to be read as a tutorial on JPEG. (See the REFERENCES section for introductory material.) Rather, it is intended to be reliable, portable, industrial-strength code. We do not claim to have achieved that goal in every aspect of the software, but we strive for it.

We welcome the use of this software as a component of commercial products. No royalty is required, but we do ask for an acknowledgement in product documentation, as described under LEGAL ISSUES.

LEGAL ISSUES

=====

In plain English:

1. We don't promise that this software works. (But if you find any bugs, please let us know!)
2. You can use this software for whatever you want. You don't have to pay us.
3. You may not pretend that you wrote this software. If you use it in a program, you must acknowledge somewhere in your documentation that you've used the IJG code.

In legalese:

The authors make NO WARRANTY or representation, either express or implied, with respect to this software, its quality, accuracy, merchantability, or fitness for a particular purpose. This software is provided "AS IS", and you, its user, assume the entire risk as to its quality and accuracy.

This software is copyright (C) 1991-2018, Thomas G. Lane, Guido Vollbeding. All Rights Reserved except as specified below.

Permission is hereby granted to use, copy, modify, and distribute this software (or portions thereof) for any purpose, without fee, subject to these conditions:

(1) If any part of the source code for this software is distributed, then this README file must be included, with this copyright and no-warranty notice unaltered; and any additions, deletions, or changes to the original files must be clearly indicated in accompanying documentation.

(2)

If only executable code is distributed, then the accompanying documentation must state that "this software is based in part on the work of the Independent JPEG Group".

(3) Permission for use of this software is granted only if the user accepts full responsibility for any undesirable consequences; the authors accept NO LIABILITY for damages of any kind.

These conditions apply to any software derived from or based on the IJG code, not just to the unmodified library. If you use our work, you ought to acknowledge us.

Permission is NOT granted for the use of any IJG author's name or company name in advertising or publicity relating to this software or products derived from it. This software may be referred to only as "the Independent JPEG Group's software".

We specifically permit and encourage the use of this software as the basis of commercial products, provided that all warranty or liability claims are assumed by the product vendor.

The Unix configuration script "configure"

was produced with GNU Autoconf.

It is copyright by the Free Software Foundation but is freely distributable.

The same holds for its supporting scripts (config.guess, config.sub, ltmain.sh). Another support script, install-sh, is copyright by X Consortium but is also freely distributable.

The IJG distribution formerly included code to read and write GIF files.

To avoid entanglement with the Unisys LZW patent (now expired), GIF reading support has been removed altogether, and the GIF writer has been simplified to produce "uncompressed GIFs". This technique does not use the LZW algorithm; the resulting GIF files are larger than usual, but are readable by all standard GIF decoders.

REFERENCES

=====

We recommend reading one or more of these references before trying to understand the innards of the JPEG software.

The best short technical introduction to the JPEG compression algorithm is Wallace, Gregory K. "The JPEG Still Picture Compression Standard", Communications of the ACM, April 1991 (vol. 34 no. 4), pp. 30-44.

(Adjacent articles in that issue discuss MPEG motion picture compression, applications of JPEG, and related topics.) If you don't have the CACM issue handy, a PDF file containing a revised version of Wallace's article is available at <http://www.ijg.org/files/Wallace.JPEG.pdf>. The file (actually a preprint for an article that appeared in IEEE Trans. Consumer Electronics) omits the sample images that appeared in CACM, but it includes corrections and some added material. Note: the Wallace article is copyright ACM and IEEE, and it may not be used for commercial purposes.

A somewhat less technical, more leisurely introduction to JPEG can be found in "The Data Compression Book" by Mark Nelson and Jean-loup Gailly, published by M&T Books (New York), 2nd ed. 1996, ISBN 1-55851-434-1. This book provides good explanations and example C code for a multitude of compression methods including JPEG. It is an excellent source if you are comfortable reading C

code but don't know much about data compression in general. The book's JPEG sample code is far from industrial-strength, but when you are ready to look at a full implementation, you've got one here...

The best currently available description of JPEG is the textbook "JPEG Still Image Data Compression Standard" by William B. Pennebaker and Joan L. Mitchell, published by Van Nostrand Reinhold, 1993, ISBN 0-442-01272-1.

Price US\$59.95, 638 pp. The book includes the complete text of the ISO JPEG standards (DIS 10918-1 and draft DIS 10918-2).

Although this is by far the most detailed and comprehensive exposition of JPEG publicly available, we point out that it is still missing an explanation of the most essential properties and algorithms of the underlying DCT technology.

If you think that you know about DCT-based JPEG after reading this book, then you are in delusion. The real fundamentals and corresponding potential of DCT-based JPEG are not publicly known so far, and that is the reason for all the mistaken developments taking place in the image coding domain.

The original JPEG standard is divided into two parts, Part 1 being the actual specification, while Part 2 covers compliance testing methods. Part 1 is titled "Digital Compression and Coding of Continuous-tone Still Images, Part 1: Requirements and guidelines" and has document numbers ISO/IEC IS 10918-1, ITU-T T.81. Part 2 is titled "Digital Compression and Coding of Continuous-tone Still Images, Part 2: Compliance testing" and has document numbers ISO/IEC IS 10918-2, ITU-T T.83.

IJG JPEG 8 introduced an implementation of the JPEG SmartScale extension which is specified in two documents: A contributed document at ITU and ISO with title "ITU-T JPEG-Plus Proposal for Extending ITU-T T.81 for Advanced Image Coding", April 2006, Geneva, Switzerland. The latest version of this document is Revision 3. And a contributed document ISO/IEC JTC1/SC29/WG1 N 5799 with title "Evolution of JPEG", June/July 2011, Berlin, Germany.

IJG JPEG 9 introduces a reversible color transform for improved lossless compression which is described in a contributed document ISO/IEC JTC1/SC29/WG1 N 6080 with title "JPEG 9 Lossless Coding", June/July 2012, Paris, France.

The JPEG standard does not specify all details of an interchangeable file format. For the omitted details we follow the "JFIF" conventions, version 2. JFIF version 1 has been adopted as Recommendation ITU-T T.871 (05/2011) : Information technology - Digital compression and coding of continuous-tone still images: JPEG File Interchange Format (JFIF). It is available as a free download in PDF file format from <http://www.itu.int/rec/T-REC-T.871>. A PDF file of the older JFIF document is available at <http://www.w3.org/Graphics/JPEG/jfif3.pdf>.

The TIFF 6.0 file format specification can be obtained by FTP from <ftp://ftp.sgi.com/graphics/tiff/TIFF6.ps.gz>. The JPEG incorporation scheme found in the TIFF 6.0 spec of 3-June-92 has a number of serious problems.

IJG does not recommend use of the TIFF 6.0 design (TIFF Compression tag 6). Instead, we recommend the JPEG design proposed by TIFF Technical Note #2 (Compression tag 7). Copies of this Note can be obtained from <http://www.ijg.org/files/>. It is expected that the next revision

of the TIFF spec will replace the 6.0 JPEG design with the Note's design. Although IJG's own code does not support TIFF/JPEG, the free libtiff library uses our library to implement TIFF/JPEG per the Note.

ARCHIVE LOCATIONS

=====

The "official" archive site for this software is www.ijg.org. The most recent released version can always be found there in directory "files". This particular version will be archived as <http://www.ijg.org/files/jpegsrc.v9c.tar.gz>, and in Windows-compatible "zip" archive format as <http://www.ijg.org/files/jpegsr9c.zip>.

The JPEG FAQ (Frequently Asked Questions) article is a source of some general information about JPEG.

It is available on the World Wide Web at <http://www.faqs.org/faqs/jpeg-faq/> and other news.answers archive sites, including the official news.answers archive at rtfm.mit.edu: <ftp://rtfm.mit.edu/pub/usenet/news.answers/jpeg-faq/>. If you don't have Web or FTP access, send e-mail to mail-server@rtfm.mit.edu with body
send usenet/news.answers/jpeg-faq/part1
send usenet/news.answers/jpeg-faq/part2

ACKNOWLEDGMENTS

=====

Thank to Juergen Bruder for providing me with a copy of the common DCT algorithm article, only to find out that I had come to the same result in a more direct and comprehensible way with a more generative approach.

Thank to Istvan Sebestyen and Joan L. Mitchell for inviting me to the ITU JPEG (Study Group 16) meeting in Geneva, Switzerland.

Thank to Thomas Wiegand and Gary Sullivan for inviting me to the Joint Video Team (MPEG & ITU) meeting in Geneva, Switzerland.

Thank to Thomas Richter and Daniel Lee for inviting me to the ISO/IEC JTC1/SC29/WG1 (previously known as JPEG, together with ITU-T SG16) meeting in Berlin, Germany.

Thank to John Korejwa and Massimo Ballerini for inviting me to fruitful consultations in Boston, MA and Milan, Italy.

Thank to Hendrik Elstner, Roland Fassauer, Simone Zuck, Guenther

Maier-Gerber, Walter Stoeber, Fred Schmitz, and Norbert Braunagel for corresponding business development.

Thank to Nico Zschach and Dirk Stelling of the technical support team at the Digital Images company in Halle for providing me with extra equipment for configuration tests.

Thank to Richard F. Lyon (then of Foveon Inc.) for fruitful communication about JPEG configuration in Sigma Photo Pro software.

Thank to Andrew Finkenstadt for hosting the ijg.org site.

Thank to Thomas G. Lane for the original design and development of this singular software package.

Thank to Lars Goehler, Andreas Heinecke, Sebastian Fuss, Yvonne Roebert, Andrej Werner, and Ulf-Dietrich Braumann for support and public relations.

FILE FORMAT WARS

=====

The ISO/IEC JTC1/SC29/WG1 standards committee (previously known as JPEG, together with ITU-T SG16) currently promotes different formats containing the name "JPEG" which is misleading because these formats are incompatible with original DCT-based JPEG and are based on faulty technologies. IJG therefore does not and will not support such momentary mistakes (see REFERENCES).

There exist also distributions under the name "OpenJPEG" promoting such kind of formats which is misleading because they don't support original JPEG images.

We have no sympathy for the promotion of inferior formats. Indeed, one of the original reasons for developing this free software was to help force convergence on common, interoperable format standards for JPEG files.

Don't use an incompatible file format!

(In any case, our decoder will remain capable of reading existing JPEG image files indefinitely.)

The ISO committee pretends to be "responsible for the popular JPEG" in their public reports which is not true because they don't respond to actual requirements

for the maintenance of the original JPEG specification.

Furthermore, the ISO committee pretends to "ensure interoperability" with their standards which is not true because their "standards" support only application-specific and proprietary use cases and contain mathematically incorrect code.

There are currently different distributions in circulation containing the name "libjpeg" which is misleading because they don't have the features and are incompatible with formats supported by actual IJG libjpeg distributions. One of those fakes is released by members of the ISO committee and just uses the name of libjpeg for misdirection of people, similar to the abuse of the name JPEG as described above, while having nothing in common with actual IJG libjpeg distributions and containing mathematically incorrect code. The other one claims to be a "derivative" or "fork" of the original libjpeg, but violates the license conditions as described under LEGAL ISSUES above and violates basic C programming properties. We have no sympathy for the release of misleading, incorrect and illegal distributions derived from obsolete code bases. Don't use an obsolete code base!

According to the UCC (Uniform Commercial Code) law, IJG has the lawful and legal right to foreclose on certain standardization bodies and other institutions or corporations that knowingly perform substantial and systematic deceptive acts and practices, fraud, theft, and damaging of the value of the people of this planet without their knowing, willing and intentional consent.

The titles, ownership, and rights of these institutions and all their assets are now duly secured and held in trust for the free people of this planet. People of the planet, on every country, may have a financial interest in the assets of these former principals, agents, and beneficiaries of the foreclosed institutions and corporations.

IJG asserts what is: that each man, woman, and child has unalienable value and rights granted and deposited in them by the Creator and not any one of the people is subordinate to any artificial principality, corporate fiction or the special interest of another without their appropriate knowing, willing and intentional consent made by contract or accommodation agreement. IJG expresses that which already was.

The people have already determined and demanded that public administration entities, national governments, and their supporting judicial systems must be fully transparent, accountable, and liable.

IJG has secured the value for all concerned free people of the planet.

A partial list of foreclosed institutions and corporations ("Hall of Shame") is currently prepared and will be published later.

TO DO
=====

Version 9 is the second release of a new generation JPEG standard to overcome the limitations of the original JPEG specification, and is the first true source reference JPEG codec.

More features are being prepared for coming releases...

Please send bug reports, offers of help, etc. to jpeg-info@jpegclub.org.

Found in path(s):

* /opt/cola/permits/1103525591_1607965476.8/0/jpeg-9c-master-zip/jpeg-9c-master/README
No license file was found, but licenses were detected in source scan.

```
/*
 * wrjpgcom.c
 *
 * Copyright (C) 1994-1997, Thomas G. Lane.
 * Modified 2015-2017 by Guido Vollbeding.
 * This file is part of the Independent JPEG Group's software.
 * For conditions of distribution and use, see the accompanying README file.
 *
 * This file contains a very simple stand-alone application that inserts
 * user-supplied text as a COM (comment) marker in a JFIF file.
 * This may be useful as an example of the minimum logic needed to parse
 * JPEG markers.
 */
```

Found in path(s):

* /opt/cola/permits/1103525591_1607965476.8/0/jpeg-9c-master-zip/jpeg-9c-master/wrjpgcom.c
No license file was found, but licenses were detected in source scan.

```
/*
 * jdapimin.c
 *
 * Copyright (C) 1994-1998, Thomas G. Lane.
 * Modified 2009-2013 by Guido Vollbeding.
 * This file is part of the Independent JPEG Group's software.
 * For conditions of distribution and use, see the accompanying README file.
 *
 * This file contains application interface code for the decompression half
 * of the JPEG library. These are the "minimum" API routines that may be
 * needed in either the normal full-decompression case or the
 * transcoding-only case.
 *
 * Most of the routines intended to be called directly by an application
 * are in this file or in jdapistd.c. But also see jcomapi.c for routines
 * shared by compression and decompression, and jdtrans.c for the transcoding
 * case.
 */
```

Found in path(s):

* /opt/cola/permits/1103525591_1607965476.8/0/jpeg-9c-master-zip/jpeg-9c-master/jdapimin.c

No license file was found, but licenses were detected in source scan.

```
/*
 * jdarith.c
 *
 * Developed 1997-2015 by Guido Vollbeding.
 * This file is part of the Independent JPEG Group's software.
 * For conditions of distribution and use, see the accompanying README file.
 *
 * This file contains portable arithmetic entropy decoding routines for JPEG
 * (implementing the ISO/IEC IS 10918-1 and CCITT Recommendation ITU-T T.81).
 *
 * Both sequential and progressive modes are supported in this single module.
 *
 * Suspension is not currently supported in this module.
 */
```

Found in path(s):

```
* /opt/cola/permits/1103525591_1607965476.8/0/jpeg-9c-master-zip/jpeg-9c-master/jdarith.c
```

No license file was found, but licenses were detected in source scan.

```
/*
 * jerror.h
 *
 * Copyright (C) 1994-1997, Thomas G. Lane.
 * Modified 1997-2012 by Guido Vollbeding.
 * This file is part of the Independent JPEG Group's software.
 * For conditions of distribution and use, see the accompanying README file.
 *
 * This file defines the error and message codes for the JPEG library.
 * Edit this file to add new codes, or to translate the message strings to
 * some other language.
 * A set of error-reporting macros are defined too. Some applications using
 * the JPEG library may wish to include this file to get the error codes
 * and/or the macros.
 */
```

Found in path(s):

```
* /opt/cola/permits/1103525591_1607965476.8/0/jpeg-9c-master-zip/jpeg-9c-master/jerror.h
```

No license file was found, but licenses were detected in source scan.

```
/*
 * rdrle.c
 *
 * Copyright (C) 1991-1996, Thomas G. Lane.
 * This file is part of the Independent JPEG Group's software.
 * For conditions of distribution and use, see the accompanying README file.
 */
```

* This file contains routines to read input images in Utah RLE format.
* The Utah Raster Toolkit library is required (version 3.1 or later).
*
* These routines may need modification for non-Unix environments or
* specialized applications. As they stand, they assume input from
* an ordinary stdio stream. They further assume that reading begins
* at the start of the file; start_input may need work if the
* user interface has already read some data (e.g., to determine that
* the file is indeed RLE format).
*
* Based on code contributed by Mike Lijewski,
* with updates from Robert Hutchinson.
*/

Found in path(s):

* /opt/cola/permits/1103525591_1607965476.8/0/jpeg-9c-master-zip/jpeg-9c-master/rdrle.c
No license file was found, but licenses were detected in source scan.

/*

* jfdctint.c

*

* Copyright (C) 1991-1996, Thomas G. Lane.
* Modification developed 2003-2015 by Guido Vollbeding.
* This file is part of the Independent JPEG Group's software.
* For conditions of distribution and use, see the accompanying README file.

*

* This file contains a slow-but-accurate integer implementation of the
* forward DCT (Discrete Cosine Transform).

*

* A 2-D DCT can be done by 1-D DCT on each row followed by 1-D DCT
* on each column. Direct algorithms are also available, but they are
* much more complex and seem not to be any faster when reduced to code.

*

* This implementation is based on an algorithm described in
* C. Loeffler, A. Ligtenberg and G. Moschytz, "Practical Fast 1-D DCT
* Algorithms with 11 Multiplications", Proc. Int'l. Conf. on Acoustics,
* Speech, and Signal Processing 1989 (ICASSP '89), pp. 988-991.

* The primary algorithm described there uses 11 multiplies
and 29 adds.

* We use their alternate method with 12 multiplies and 32 adds.

* The advantage of this method is that no data path contains more than one
* multiplication; this allows a very simple and accurate implementation in
* scaled fixed-point arithmetic, with a minimal number of shifts.

*

* We also provide FDCT routines with various input sample block sizes for
* direct resolution reduction or enlargement and for direct resolving the
* common 2x1 and 1x2 subsampling cases without additional resampling: NxN
* (N=1...16), 2NxN, and Nx2N (N=1...8) pixels for one 8x8 output DCT block.

*
 * For N<8 we fill the remaining block coefficients with zero.
 * For N>8 we apply a partial N-point FDCT on the input samples, computing
 * just the lower 8 frequency coefficients and discarding the rest.
 *
 * We must scale the output coefficients of the N-point FDCT appropriately
 * to the standard 8-point FDCT level by 8/N per 1-D pass. This scaling
 * is folded into the constant multipliers
 (pass 2) and/or final/initial
 * shifting.
 *
 * CAUTION: We rely on the FIX() macro except for the N=1,2,4,8 cases
 * since there would be too many additional constants to pre-calculate.
 */

Found in path(s):

* /opt/cola/permits/1103525591_1607965476.8/0/jpeg-9c-master-zip/jpeg-9c-master/jfdctint.c
 No license file was found, but licenses were detected in source scan.

/*
 * rdswitch.c
 *
 * Copyright (C) 1991-1996, Thomas G. Lane.
 * Modified 2003-2015 by Guido Vollbeding.
 * This file is part of the Independent JPEG Group's software.
 * For conditions of distribution and use, see the accompanying README file.
 *
 * This file contains routines to process some of cjpeg's more complicated
 * command-line switches. Switches processed here are:
 * -qtables file Read quantization tables from text file
 * -scans file Read scan script from text file
 * -quality N[,N,...] Set quality ratings
 * -qslots N[,N,...] Set component quantization table selectors
 * -sample HxV[,HxV,...] Set component sampling factors
 */

Found in path(s):

* /opt/cola/permits/1103525591_1607965476.8/0/jpeg-9c-master-zip/jpeg-9c-master/rdswitch.c
 No license file was found, but licenses were detected in source scan.

/*
 * jmemsys.h
 *
 * Copyright (C) 1992-1997, Thomas G. Lane.
 * This file is part of the Independent JPEG Group's software.
 * For conditions of distribution and use, see the accompanying README file.
 *
 * This include file defines the interface between the system-independent

```
* and system-dependent portions of the JPEG memory manager. No other
* modules need include it. (The system-independent portion is jmemmgr.c;
* there are several different versions of the system-dependent portion.)
*
* This file works as-is for the system-dependent memory managers supplied
* in the IJG distribution. You may need to modify it if you write a
* custom memory manager. If system-dependent changes are needed in
* this file, the best method is to #ifdef them based on a configuration
* symbol supplied in jconfig.h, as we have done with USE_MSDOS_MEMMGR
* and USE_MAC_MEMMGR.
*/
```

Found in path(s):

```
*/opt/cola/permits/1103525591_1607965476.8/0/jpeg-9c-master-zip/jpeg-9c-master/jmemacs.h
```

No license file was found, but licenses were detected in source scan.

```
/*
* djpeg.c
*
* Copyright (C) 1991-1997, Thomas G. Lane.
* Modified 2009-2015 by Guido Vollbeding.
* This file is part of the Independent JPEG Group's software.
* For conditions of distribution and use, see the accompanying README file.
*
* This file contains a command-line user interface for the JPEG decompressor.
* It should work on any system with Unix- or MS-DOS-style command lines.
*
* Two different command line styles are permitted, depending on the
* compile-time switch TWO_FILE_COMMANDLINE:
* djpeg [options] inputfile outputfile
* djpeg [options] [inputfile]
* In the second style, output is always to standard output, which you'd
* normally redirect to a file or pipe to some other program. Input is
* either from a named file or from standard input (typically redirected).
* The second style is convenient on Unix but is unhelpful on systems that
* don't support pipes. Also, you MUST use the
* first style if your system
* doesn't do binary I/O to stdin/stdout.
* To simplify script writing, the "-outfile" switch is provided. The syntax
* djpeg [options] -outfile outputfile inputfile
* works regardless of which command line style is used.
*/
```

Found in path(s):

```
*/opt/cola/permits/1103525591_1607965476.8/0/jpeg-9c-master-zip/jpeg-9c-master/djpeg.c
```

No license file was found, but licenses were detected in source scan.

```
/*
```

```
* jpeglib.h
*
* Copyright (C) 1991-1998, Thomas G. Lane.
* Modified 2002-2017 by Guido Vollbeding.
* This file is part of the Independent JPEG Group's software.
* For conditions of distribution and use, see the accompanying README file.
*
* This file defines the application interface for the JPEG library.
* Most applications using the library need only include this file,
* and perhaps jerror.h if they want to know the exact error codes.
*/
```

Found in path(s):

```
*/opt/cola/permits/1103525591_1607965476.8/0/jpeg-9c-master-zip/jpeg-9c-master/jpeglib.h
No license file was found, but licenses were detected in source scan.
```

```
/*
* jcarith.c
*
* Developed 1997-2013 by Guido Vollbeding.
* This file is part of the Independent JPEG Group's software.
* For conditions of distribution and use, see the accompanying README file.
*
* This file contains portable arithmetic entropy encoding routines for JPEG
* (implementing the ISO/IEC IS 10918-1 and CCITT Recommendation ITU-T T.81).
*
* Both sequential and progressive modes are supported in this single module.
*
* Suspension is not currently supported in this module.
*/
```

Found in path(s):

```
*/opt/cola/permits/1103525591_1607965476.8/0/jpeg-9c-master-zip/jpeg-9c-master/jcarith.c
No license file was found, but licenses were detected in source scan.
```

```
/*
* jmorecfg.h
*
* Copyright (C) 1991-1997, Thomas G. Lane.
* Modified 1997-2013 by Guido Vollbeding.
* This file is part of the Independent JPEG Group's software.
* For conditions of distribution and use, see the accompanying README file.
*
* This file contains additional configuration options that customize the
* JPEG software for special applications or support machine-dependent
* optimizations. Most users will not need to touch this file.
*/
```

Found in path(s):

* /opt/cola/permits/1103525591_1607965476.8/0/jpeg-9c-master-zip/jpeg-9c-master/jmorecfg.h

No license file was found, but licenses were detected in source scan.

/*

* wrtle.c

*

* Copyright (C) 1991-1996, Thomas G. Lane.

* Modified 2017 by Guido Vollbeding.

* This file is part of the Independent JPEG Group's software.

* For conditions of distribution and use, see the accompanying README file.

*

* This file contains routines to write output images in RLE format.

* The Utah Raster Toolkit library is required (version 3.1 or later).

*

* These routines may need modification for non-Unix environments or

* specialized applications. As they stand, they assume output to

* an ordinary stdio stream.

*

* Based on code contributed by Mike Lijewski,

* with updates from Robert Hutchinson.

*/

Found in path(s):

* /opt/cola/permits/1103525591_1607965476.8/0/jpeg-9c-master-zip/jpeg-9c-master/wrtle.c

No license file was found, but licenses were detected in source scan.

/*

* jinclude.h

*

* Copyright (C) 1991-1994, Thomas G. Lane.

* Modified 2017 by Guido Vollbeding.

* This file is part of the Independent JPEG Group's software.

* For conditions of distribution and use, see the accompanying README file.

*

* This file exists to provide a single place to fix any problems with

* including the wrong system include files. (Common problems are taken

* care of by the standard jconfig symbols, but on really weird systems

* you may have to edit this file.)

*

* NOTE: this file is NOT intended to be included by applications using the

* JPEG library. Most applications need only include jpeglib.h.

*/

Found in path(s):

* /opt/cola/permits/1103525591_1607965476.8/0/jpeg-9c-master-zip/jpeg-9c-master/jinclude.h

No license file was found, but licenses were detected in source scan.


```
/*
 * jmemansi.c
 *
 * Copyright (C) 1992-1996, Thomas G. Lane.
 * This file is part of the Independent JPEG Group's software.
 * For conditions of distribution and use, see the accompanying README file.
 *
 * This file provides a simple generic implementation of the system-
 * dependent portion of the JPEG memory manager. This implementation
 * assumes that you have the ANSI-standard library routine tmpfile().
 * Also, the problem of determining the amount of memory available
 * is shoved onto the user.
 */
```

Found in path(s):

```
*/opt/cola/permits/1103525591_1607965476.8/0/jpeg-9c-master-zip/jpeg-9c-master/jmemansi.c
No license file was found, but licenses were detected in source scan.
```

```
/*
 * jmemnobs.c
 *
 * Copyright (C) 1992-1996, Thomas G. Lane.
 * This file is part of the Independent JPEG Group's software.
 * For conditions of distribution and use, see the accompanying README file.
 *
 * This file provides a really simple implementation of the system-
 * dependent portion of the JPEG memory manager. This implementation
 * assumes that no backing-store files are needed: all required space
 * can be obtained from malloc().
 * This is very portable in the sense that it'll compile on almost anything,
 * but you'd better have lots of main memory (or virtual memory) if you want
 * to process big images.
 * Note that the max_memory_to_use option is ignored by this implementation.
 */
```

Found in path(s):

```
*/opt/cola/permits/1103525591_1607965476.8/0/jpeg-9c-master-zip/jpeg-9c-master/jmemnobs.c
No license file was found, but licenses were detected in source scan.
```

```
/*
 * jctrans.c
 *
 * Copyright (C) 1995-1998, Thomas G. Lane.
 * Modified 2000-2017 by Guido Vollbeding.
 * This file is part of the Independent JPEG Group's software.
 * For conditions of distribution and use, see the accompanying README file.
 *
 * This file contains library routines for transcoding compression,
```

* that is, writing raw DCT coefficient arrays to an output JPEG file.
* The routines in jcapimin.c will also be needed by a transcoder.
*/

Found in path(s):

* /opt/cola/permits/1103525591_1607965476.8/0/jpeg-9c-master-zip/jpeg-9c-master/jctrans.c
No license file was found, but licenses were detected in source scan.

/*

* jcomapi.c

*

* Copyright (C) 1994-1997, Thomas G. Lane.

* This file is part of the Independent JPEG Group's software.

* For conditions of distribution and use, see the accompanying README file.

*

* This file contains application interface routines that are used for both
* compression and decompression.

*/

Found in path(s):

* /opt/cola/permits/1103525591_1607965476.8/0/jpeg-9c-master-zip/jpeg-9c-master/jcomapi.c
No license file was found, but licenses were detected in source scan.

IJG JPEG LIBRARY: CODING RULES

Copyright (C) 1991-1996, Thomas G. Lane.

This file is part of the Independent JPEG Group's software.

For conditions of distribution and use, see the accompanying README file.

Since numerous people will be contributing code and bug fixes, it's important to establish a common coding style. The goal of using similar coding styles is much more important than the details of just what that style is.

In general we follow the recommendations of "Recommended C Style and Coding Standards" revision 6.1 (Cannon et al. as modified by Spencer, Keppel and Brader). This document is available in the IJG FTP archive (see jpeg/doc/cstyle.ms.tbl.Z, or cstyle.txt.Z for those without nroff/tbl).

Block comments should be laid out thusly:

/*

* Block comments in this style.

*/

We indent statements in K&R style, e.g.,

```
if (test) {  
    then-part;
```

```

} else {
  else-part;
}

```

with two spaces per indentation

level. (This indentation convention is handled automatically by GNU Emacs and many other text editors.)

Multi-word names should be written in lower case with underscores, e.g., `multi_word_name` (not `multiWordName`). Preprocessor symbols and enum constants are similar but upper case (`MULTI_WORD_NAME`). Names should be unique within the first fifteen characters. (On some older systems, global names must be unique within six characters. We accommodate this without cluttering the source code by using macros to substitute shorter names.)

We use function prototypes everywhere; we rely on automatic source code transformation to feed prototype-less C compilers. Transformation is done by the simple and portable tool `'ansi2knr.c'` (courtesy of Ghostscript). `ansi2knr` is not very bright, so it imposes a format requirement on function declarations: the function name MUST BEGIN IN COLUMN 1. Thus all functions should be written in the following style:

```

LOCAL(int *)
function_name (int a, char
*b)
{
  code...
}

```

Note that each function definition must begin with `GLOBAL(type)`, `LOCAL(type)`, or `METHODDEF(type)`. These macros expand to "static type" or just "type" as appropriate. They provide a readable indication of the routine's usage and can readily be changed for special needs. (For instance, special linkage keywords can be inserted for use in Windows DLLs.)

`ansi2knr` does not transform method declarations (function pointers in structs). We handle these with a macro `JMETHOD`, defined as

```

#ifdef HAVE_PROTOTYPES
#define JMETHOD(type,methodname,arglist) type (*methodname) arglist
#else
#define JMETHOD(type,methodname,arglist) type (*methodname) ()
#endif

```

which is used like this:

```

struct function_pointers {
  JMETHOD(void, init_entropy_encoder, (int somearg, jparms *jp));
  JMETHOD(void, term_entropy_encoder, (void));
};

```

Note the set of parentheses surrounding the parameter list.

A similar solution is used for forward and external function declarations (see the EXTERN and JPP macros).

If the code is to work on non-ANSI compilers, we cannot rely on a prototype declaration to coerce actual parameters into the right types. Therefore, use explicit casts on actual parameters whenever the actual parameter type is not identical to the formal parameter. Beware of implicit conversions to "int".

It seems there are some non-ANSI compilers in which the sizeof() operator is defined to return int, yet size_t is defined as long. Needless to say, this is brain-damaged. Always use the SIZEOF() macro in place of sizeof(), so that the result is guaranteed to be of type size_t.

The JPEG library is intended to be used within larger programs. Furthermore, we want it to be reentrant so that it can be used by applications that process multiple images concurrently. The following rules support these requirements:

1. Avoid direct use of file I/O, "malloc", error report printouts, etc; pass these through the common routines provided.
2. Minimize global namespace pollution. Functions should be declared static wherever possible. (Note that our method-based calling conventions help this a lot: in many modules only the initialization function will ever need to be called directly, so only that function need be externally visible.) All global function names should begin with "jpeg_", and should have an abbreviated name (unique in the first six characters) substituted by macro when NEED_SHORT_EXTERNAL_NAMES is set.
3. Don't use global variables; anything that must be used in another module should be in the common data structures.
4. Don't use static variables except for read-only constant tables. Variables that should be private to a module can be placed into private structures (see the system architecture document, structure.txt).
5. Source file names should begin with "j" for files that are part of the library proper; source files that are not part of the library, such as cjpeg.c and djpeg.c, do not begin with "j". Keep source file names to eight characters (plus ".c" or ".h", etc) to make life easy for MS-DOSers. Keep compression and decompression code in separate source files --- some applications may want only one half of the library.

Note: these rules (particularly #4) are not followed religiously in the modules that are used in cjpeg/djpeg but are not part of the JPEG library

proper. Those modules are not really intended to be used in other applications.

Found in path(s):

* /opt/cola/permits/1103525591_1607965476.8/0/jpeg-9c-master-zip/jpeg-9c-master/coderules.txt

No license file was found, but licenses were detected in source scan.

/*

* jcparam.c

*

* Copyright (C) 1991-1998, Thomas G. Lane.

* Modified 2003-2013 by Guido Vollbeding.

* This file is part of the Independent JPEG Group's software.

* For conditions of distribution and use, see the accompanying README file.

*

* This file contains optional default-setting code for the JPEG compressor.

* Applications do not have to use this file, but those that don't use it

* must know a lot more about the innards of the JPEG code.

*/

Found in path(s):

* /opt/cola/permits/1103525591_1607965476.8/0/jpeg-9c-master-zip/jpeg-9c-master/jcparam.c

No license file was found, but licenses were detected in source scan.

/*

* jcinit.c

*

* Copyright (C) 1991-1997, Thomas G. Lane.

* Modified 2003-2017 by Guido Vollbeding.

* This file is part of the Independent JPEG Group's software.

* For conditions of distribution and use, see the accompanying README file.

*

* This file contains initialization logic for the JPEG compressor.

* This routine is in charge of selecting the modules to be executed and

* making an initialization call to each one.

*

* Logically, this code belongs in jcmaster.c. It's split out because

* linking this routine implies linking the entire compression library.

* For a transcoding-only application, we want to be able to use jcmaster.c

* without linking in the whole library.

*/

Found in path(s):

* /opt/cola/permits/1103525591_1607965476.8/0/jpeg-9c-master-zip/jpeg-9c-master/jcinit.c

No license file was found, but licenses were detected in source scan.

/*

* jversion.h

*
* Copyright (C) 1991-2018, Thomas G. Lane, Guido Vollbeding.
* This file is part of the Independent JPEG Group's software.
* For conditions of distribution and use, see the accompanying README file.
*
* This file contains software version identification.
*/

Found in path(s):

* /opt/cola/permits/1103525591_1607965476.8/0/jpeg-9c-master-zip/jpeg-9c-master/jversion.h
No license file was found, but licenses were detected in source scan.

/*
* jdinput.c
*
* Copyright (C) 1991-1997, Thomas G. Lane.
* Modified 2002-2013 by Guido Vollbeding.
* This file is part of the Independent JPEG Group's software.
* For conditions of distribution and use, see the accompanying README file.
*
* This file contains input control logic for the JPEG decompressor.
* These routines are concerned with controlling the decompressor's input
* processing (marker reading and coefficient decoding). The actual input
* reading is done in jdmarker.c, jdhuft.c, and jdarith.c.
*/

Found in path(s):

* /opt/cola/permits/1103525591_1607965476.8/0/jpeg-9c-master-zip/jpeg-9c-master/jdinput.c
No license file was found, but licenses were detected in source scan.

/*
* jcsample.c
*
* Copyright (C) 1991-1996, Thomas G. Lane.
* This file is part of the Independent JPEG Group's software.
* For conditions of distribution and use, see the accompanying README file.
*
* This file contains downsampling routines.
*
* Downsampling input data is counted in "row groups". A row group
* is defined to be max_v_samp_factor pixel rows of each component,
* from which the downsampler produces v_samp_factor sample rows.
* A single row group is processed in each call to the downsampler module.
*
* The downsampler is responsible for edge-expansion of its output data
* to fill an integral number of DCT blocks horizontally. The source buffer
* may be modified if it is helpful for this purpose (the source buffer is
* allocated wide enough to correspond to the desired output width).

```

* The caller (the prep controller) is responsible for vertical padding.
*
* The downsampler may request
"context rows" by setting need_context_rows
* during startup. In this case, the input arrays will contain at least
* one row group's worth of pixels above and below the passed-in data;
* the caller will create dummy rows at image top and bottom by replicating
* the first or last real pixel row.
*
* An excellent reference for image resampling is
* Digital Image Warping, George Wolberg, 1990.
* Pub. by IEEE Computer Society Press, Los Alamitos, CA. ISBN 0-8186-8944-7.
*
* The downsampling algorithm used here is a simple average of the source
* pixels covered by the output pixel. The hi-falutin sampling literature
* refers to this as a "box filter". In general the characteristics of a box
* filter are not very good, but for the specific cases we normally use (1:1
* and 2:1 ratios) the box is equivalent to a "triangle filter" which is not
* nearly so bad. If you intend to use other sampling ratios, you'd be well
* advised to improve this code.
*
* A simple input-smoothing
capability is provided. This is mainly intended
* for cleaning up color-dithered GIF input files (if you find it inadequate,
* we suggest using an external filtering program such as pnmconvol). When
* enabled, each input pixel P is replaced by a weighted sum of itself and its
* eight neighbors. P's weight is 1-8*SF and each neighbor's weight is SF,
* where SF = (smoothing_factor / 1024).
* Currently, smoothing is only supported for 2h2v sampling factors.
*/

```

Found in path(s):

```
* /opt/cola/permits/1103525591_1607965476.8/0/jpeg-9c-master-zip/jpeg-9c-master/jcsample.c
```

No license file was found, but licenses were detected in source scan.

```
/*
```

```
* cdjpeg.c
```

```
*
```

```
* Copyright (C) 1991-1997, Thomas G. Lane.
```

```
* This file is part of the Independent JPEG Group's software.
```

```
* For conditions of distribution and use, see the accompanying README file.
```

```
*
```

```
* This file contains common support routines used by the IJG application
```

```
* programs (cjpeg, djpeg, jpegtran).
```

```
*/
```

Found in path(s):

```
* /opt/cola/permits/1103525591_1607965476.8/0/jpeg-9c-master-zip/jpeg-9c-master/cdjpeg.c
```

No license file was found, but licenses were detected in source scan.

```
/*
 * jdatasrc.c
 *
 * Copyright (C) 1994-1996, Thomas G. Lane.
 * Modified 2009-2015 by Guido Vollbeding.
 * This file is part of the Independent JPEG Group's software.
 * For conditions of distribution and use, see the accompanying README file.
 *
 * This file contains decompression data source routines for the case of
 * reading JPEG data from memory or from a file (or any stdio stream).
 * While these routines are sufficient for most applications,
 * some will want to use a different source manager.
 * IMPORTANT: we assume that fread() will correctly transcribe an array of
 * JOCTETs from 8-bit-wide elements on external storage.  If char is wider
 * than 8 bits on your machine, you may need to do some tweaking.
 */
```

Found in path(s):

```
* /opt/cola/permits/1103525591_1607965476.8/0/jpeg-9c-master-zip/jpeg-9c-master/jdatasrc.c
No license file was found, but licenses were detected in source scan.
```

```
/*
 * jcapimin.c
 *
 * Copyright (C) 1994-1998, Thomas G. Lane.
 * Modified 2003-2010 by Guido Vollbeding.
 * This file is part of the Independent JPEG Group's software.
 * For conditions of distribution and use, see the accompanying README file.
 *
 * This file contains application interface code for the compression half
 * of the JPEG library.  These are the "minimum" API routines that may be
 * needed in either the normal full-compression case or the transcoding-only
 * case.
 *
 * Most of the routines intended to be called directly by an application
 * are in this file or in jcapistd.c.  But also see jcparam.c for
 * parameter-setup helper routines, jcomapi.c for routines shared by
 * compression and decompression, and jctrans.c for the transcoding case.
 */
```

Found in path(s):

```
* /opt/cola/permits/1103525591_1607965476.8/0/jpeg-9c-master-zip/jpeg-9c-master/jcapimin.c
No license file was found, but licenses were detected in source scan.
```

```
/*
 * jquant2.c
```


*
* Copyright (C) 1991-1996, Thomas G. Lane.
* Modified 2011 by Guido Vollbeding.
* This file is part of the Independent JPEG Group's software.
* For conditions of distribution and use, see the accompanying README file.
*
* This file contains 2-pass color quantization (color mapping) routines.
* These routines provide selection of a custom color map for an image,
* followed by mapping of the image to that color map, with optional
* Floyd-Steinberg dithering.
* It is also possible to use just the second pass to map to an arbitrary
* externally-given color map.
*
* Note: ordered dithering is not supported, since there isn't any fast
* way to compute intercolor distances; it's unclear that ordered dither's
* fundamental assumptions even hold with an irregularly spaced color map.
*/

Found in path(s):

* /opt/cola/permits/1103525591_1607965476.8/0/jpeg-9c-master-zip/jpeg-9c-master/jquant2.c
No license file was found, but licenses were detected in source scan.

/*
* rdjpgcom.c
*
* Copyright (C) 1994-1997, Thomas G. Lane.
* Modified 2009 by Bill Allombert, Guido Vollbeding.
* This file is part of the Independent JPEG Group's software.
* For conditions of distribution and use, see the accompanying README file.
*
* This file contains a very simple stand-alone application that displays
* the text in COM (comment) markers in a JFIF file.
* This may be useful as an example of the minimum logic needed to parse
* JPEG markers.
*/

Found in path(s):

* /opt/cola/permits/1103525591_1607965476.8/0/jpeg-9c-master-zip/jpeg-9c-master/rdjpgcom.c
No license file was found, but licenses were detected in source scan.

/*
* rdgif.c
*
* Copyright (C) 1991-1997, Thomas G. Lane.
* This file is part of the Independent JPEG Group's software.
* For conditions of distribution and use, see the accompanying README file.
*
* This file contains routines to read input images in GIF format.

* This file contains routines to write output images in PPM/PGM format.
* The extended 2-byte-per-sample raw PPM/PGM formats are supported.
* The PBMPLUS library is NOT required to compile this software
* (but it is highly useful as a set of PPM image manipulation programs).
*
* These routines may need modification for non-Unix environments or
* specialized applications. As they stand, they assume output to
* an ordinary stdio stream.
*/

Found in path(s):

* /opt/cola/permits/1103525591_1607965476.8/0/jpeg-9c-master-zip/jpeg-9c-master/wrppm.c
No license file was found, but licenses were detected in source scan.

/*

* jutils.c

*

* Copyright (C) 1991-1996, Thomas G. Lane.
* Modified 2009-2011 by Guido Vollbeding.
* This file is part of the Independent JPEG Group's software.
* For conditions of distribution and use, see the accompanying README file.
*
* This file contains tables and miscellaneous utility routines needed
* for both compression and decompression.
* Note we prefix all global names with "j" to minimize conflicts with
* a surrounding application.
*/

Found in path(s):

* /opt/cola/permits/1103525591_1607965476.8/0/jpeg-9c-master-zip/jpeg-9c-master/jutils.c
No license file was found, but licenses were detected in source scan.

/*

* jcapistd.c

*

* Copyright (C) 1994-1996, Thomas G. Lane.
* Modified 2013 by Guido Vollbeding.
* This file is part of the Independent JPEG Group's software.
* For conditions of distribution and use, see the accompanying README file.
*
* This file contains application interface code for the compression half
* of the JPEG library. These are the "standard" API routines that are
* used in the normal full-compression case. They are not used by a
* transcoding-only application. Note that if an application links in
* jpeg_start_compress, it will end up linking in the entire compressor.
* We thus must separate this file from jcapimin.c to avoid linking the
* whole compression library into a transcoder.
*/

Found in path(s):

* /opt/cola/permits/1103525591_1607965476.8/0/jpeg-9c-master-zip/jpeg-9c-master/jcapistd.c

No license file was found, but licenses were detected in source scan.

/*

* jerror.c

*

* Copyright (C) 1991-1998, Thomas G. Lane.

* Modified 2012-2015 by Guido Vollbeding.

* This file is part of the Independent JPEG Group's software.

* For conditions of distribution and use, see the accompanying README file.

*

* This file contains simple error-reporting and trace-message routines.

* These are suitable for Unix-like systems and others where writing to

* stderr is the right thing to do. Many applications will want to replace

* some or all of these routines.

*

* If you define USE_WINDOWS_MESSAGEBOX in jconfig.h or in the makefile,

* you get a Windows-specific hack to display error messages in a dialog box.

* It ain't much, but it beats dropping error messages into the bit bucket,

* which is what happens to output to stderr under most Windows C compilers.

*

* These routines are used by both the compression and decompression code.

*/

Found in path(s):

* /opt/cola/permits/1103525591_1607965476.8/0/jpeg-9c-master-zip/jpeg-9c-master/jerror.c

No license file was found, but licenses were detected in source scan.

/*

* jcrepct.c

*

* Copyright (C) 1994-1996, Thomas G. Lane.

* This file is part of the Independent JPEG Group's software.

* For conditions of distribution and use, see the accompanying README file.

*

* This file contains the compression preprocessing controller.

* This controller manages the color conversion, downsampling,

* and edge expansion steps.

*

* Most of the complexity here is associated with buffering input rows

* as required by the downsampler. See the comments at the head of

* jcsample.c for the downsampler's needs.

*/

Found in path(s):

* /opt/cola/permits/1103525591_1607965476.8/0/jpeg-9c-master-zip/jpeg-9c-master/jcrepct.c

No license file was found, but licenses were detected in source scan.

```
/*
 * jchuff.c
 *
 * Copyright (C) 1991-1997, Thomas G. Lane.
 * Modified 2006-2013 by Guido Vollbeding.
 * This file is part of the Independent JPEG Group's software.
 * For conditions of distribution and use, see the accompanying README file.
 *
 * This file contains Huffman entropy encoding routines.
 * Both sequential and progressive modes are supported in this single module.
 *
 * Much of the complexity here has to do with supporting output suspension.
 * If the data destination module demands suspension, we want to be able to
 * back up to the start of the current MCU. To do this, we copy state
 * variables into local working storage, and update them back to the
 * permanent JPEG objects only upon successful completion of an MCU.
 *
 * We do not support output suspension for the progressive JPEG mode, since
 * the library currently does not allow multiple-scan files to be written
 * with output suspension.
 */
```

Found

in path(s):

```
* /opt/cola/permits/1103525591_1607965476.8/0/jpeg-9c-master-zip/jpeg-9c-master/jchuff.c
```

No license file was found, but licenses were detected in source scan.

```
/*
 * ckconfig.c
 *
 * Copyright (C) 1991-1994, Thomas G. Lane.
 * This file is part of the Independent JPEG Group's software.
 * For conditions of distribution and use, see the accompanying README file.
 */
```

Found in path(s):

```
* /opt/cola/permits/1103525591_1607965476.8/0/jpeg-9c-master-zip/jpeg-9c-master/ckconfig.c
```

No license file was found, but licenses were detected in source scan.

INSTALLATION INSTRUCTIONS for the Independent JPEG Group's JPEG software

Copyright (C) 1991-2017, Thomas G. Lane, Guido Vollbeding.

This file is part of the Independent JPEG Group's software.

For conditions of distribution and use, see the accompanying README file.

This file explains how to configure and install the IJG software. We have tried to make this software extremely portable and flexible, so that it can be adapted to almost any environment. The downside of this decision is that the installation process is complicated. We have provided shortcuts to simplify the task on common systems. But in any case, you will need at least a little familiarity with C programming and program build procedures for your system.

If you are only using this software as part of a larger program, the larger program's installation procedure may take care of configuring the IJG code. For example, Ghostscript's installation script will configure the IJG code. You don't need to read this file if you just want to compile Ghostscript.

If you are on a Unix machine, you may not need to read this file at all.

Try doing

```
./configure
```

```
make
```

```
make test
```

If that doesn't complain, do

```
make install
```

(better do "make -n install" first to see if the makefile will put the files where you want them). Read further if you run into snags or want to customize the code for your system.

TABLE OF CONTENTS

Before you start

Configuring the software:

using the automatic "configure" script

using one of the supplied jconfig and makefile files

by hand

Building the software

Testing the software

Installing the software

Optional stuff

Optimization

Hints for specific systems

BEFORE YOU START

=====

Before installing the software you must unpack the distributed source code. Since you are reading this file, you have probably already succeeded in this task. However, there is a potential for error if you needed

to convert the files to the local standard text file format (for example, if you are on MS-DOS you may have converted LF end-of-line to CR/LF). You must apply such conversion to all the files EXCEPT those whose names begin with "test". The test files contain binary data; if you change them in any way then the self-test will give bad results.

Please check the last section of this file to see if there are hints for the specific machine or compiler you are using.

CONFIGURING THE SOFTWARE

=====

To configure the IJG code for your system, you need to create two files:

- * jconfig.h: contains values for system-dependent #define symbols.
- * Makefile: controls the compilation process.

(On a non-Unix machine, you may create "project files" or some other substitute for a Makefile. jconfig.h is needed in any environment.)

We provide three different ways to generate these files:

- * On a Unix system, you can just run the "configure" script.
- * We provide sample jconfig files and makefiles for popular machines; if your machine matches one of the samples, just copy the right sample files to jconfig.h and Makefile.
- * If all else fails, read the instructions below and make your own files.

Configuring the software using the automatic "configure" script

If you are on a Unix machine, you can just type

```
./configure
```

and let the configure script construct appropriate configuration files.

If you're using "csh" on an old version of System V, you might need to type

```
sh configure
```

instead to prevent csh from trying to execute configure itself.

Expect configure to run for a few minutes, particularly on slower machines; it works by compiling a series of test programs.

Configure was created with GNU Autoconf and it follows the usual conventions for GNU configure scripts. It makes a few assumptions that you may want to override. You can do this by providing optional switches to configure:

*

Configure will build both static and shared libraries, if possible.

If you want to build libjpeg only as a static library, say

`./configure --disable-shared`

If you want to build libjpeg only as a shared library, say

`./configure --disable-static`

Configure uses GNU libtool to take care of system-dependent shared library building methods.

* Configure will use gcc (GNU C compiler) if it's available, otherwise cc.

To force a particular compiler to be selected, use the CC option, for example

`./configure CC='cc'`

The same method can be used to include any unusual compiler switches.

For example, on HP-UX you probably want to say

`./configure CC='cc -Aa'`

to get HP's compiler to run in ANSI mode.

* The default CFLAGS setting is "-g" for non-gcc compilers, "-g -O2" for gcc.

You can override this by saying, for example,

`./configure CFLAGS='-O2'`

if you want to compile without debugging support.

* Configure will set up the makefile so that "make install" will install files into /usr/local/bin,

/usr/local/man, etc. You can specify an installation prefix other than "/usr/local" by giving configure the option "--prefix=PATH".

* If you don't have a lot of swap space, you may need to enable the IJG

software's internal virtual memory mechanism. To do this, give the option

"--enable-maxmem=N" where N is the default maxmemory limit in megabytes.

This is discussed in more detail under "Selecting a memory manager", below.

You probably don't need to worry about this on reasonably-sized Unix machines, unless you plan to process very large images.

Configure has some other features that are useful if you are cross-compiling or working in a network of multiple machine types; but if you need those features, you probably already know how to use them.

Configuring the software using one of the supplied jconfig and makefile files

If you have one of these systems, you can just use the provided configuration files:

Makefile jconfig

file System and/or compiler

makefile.manx jconfig.manx Amiga, Manx Aztec C

makefile.sas jconfig.sas Amiga, SAS C

makeproj.mac jconfig.mac Apple Macintosh, Metrowerks CodeWarrior

mak*jpeg.st jconfig.st Atari ST/STE/TT, Pure C or Turbo C
makefile.bcc jconfig.bcc MS-DOS or OS/2, Borland C
makefile.dj jconfig.dj MS-DOS, DJGPP (Delorie's port of GNU C)
makefile.mc6 jconfig.mc6 MS-DOS, Microsoft C (16-bit only)
makefile.wat jconfig.wat MS-DOS, OS/2, or Windows NT, Watcom C
makefile.vc jconfig.vc Windows, MS Visual C++
makefile.vs jconfig.vc Windows, MS Visual C++ 6 Developer Studio
make*.vc6
makefile.vs jconfig.vc Windows, Visual Studio 2017 (v15)
make*.v15
makefile.b32 jconfig.vc Windows, Borland C++ 32-bit (bcc32)
makefile.mms jconfig.vms Digital VMS, with MMS software
makefile.vms jconfig.vms Digital VMS, without MMS software

Copy the proper jconfig file to jconfig.h and the makefile to Makefile (or whatever your system uses as the standard makefile name). For more info see the appropriate system-specific hints section near the end of this file.

Configuring the software by hand

First, generate a jconfig.h file. If you are moderately familiar with C, the comments in jconfig.txt should be enough information to do this; just copy jconfig.txt to jconfig.h and edit it appropriately. Otherwise, you may prefer to use the ckconfig.c program. You will need to compile and execute ckconfig.c by hand --- we hope you know at least enough to do that. ckconfig.c may not compile the first try (in fact, the whole idea is for it to fail if anything is going to). If you get compile errors, fix them by editing ckconfig.c according to the directions given in ckconfig.c. Once you get it to run, it will write a suitable jconfig.h file, and will also print out some advice about which makefile to use.

You may also want to look at the canned jconfig files, if there is one for a system similar to yours.

Second, select a makefile and copy it to Makefile (or whatever your system uses as the standard makefile name). The most generic makefiles we provide are

makefile.ansi: if your C compiler supports function prototypes
makefile.unix: if not.

(You have function prototypes if ckconfig.c put "#define HAVE_PROTOTYPES" in jconfig.h.) You may want to start from one of the other makefiles if there is one for a system similar to yours.

Look over the selected Makefile and adjust options as needed. In particular

you may want to change the CC and CFLAGS definitions. For instance, if you are using GCC, set CC=gcc. If you had to use any compiler switches to get ckconfig.c to work, make sure the same switches are in CFLAGS.

If you are on a system that doesn't use makefiles, you'll need to set up project files (or whatever you do use) to compile all the source files and link them into executable files cjpeg, djpeg, jpegtran, rdjpgcom, and wrjpgcom. See the file lists in any of the makefiles to find out which files

go into

each program. Note that the provided makefiles all make a "library" file libjpeg first, but you don't have to do that if you don't want to; the file lists identify which source files are actually needed for compression, decompression, or both. As a last resort, you can make a batch script that just compiles everything and links it all together; makefile.vms is an example of this (it's for VMS systems that have no make-like utility).

Here are comments about some specific configuration decisions you'll need to make:

Command line style

These programs can use a Unix-like command line style which supports redirection and piping, like this:

```
cjpeg inputfile >outputfile
```

```
cjpeg <inputfile >outputfile
```

```
source program | cjpeg >outputfile
```

The simpler "two file" command line style is just

```
cjpeg inputfile outputfile
```

You may prefer the two-file style, particularly if you don't have pipes.

You MUST use two-file style on any system that doesn't cope well with binary data

fed through stdin/stdout; this is true for some MS-DOS compilers, for example. If you're not on a Unix system, it's safest to assume you need two-file style. (But if your compiler provides either the Posix-standard fdopen() library routine or a Microsoft-compatible setmode() routine, you can safely use the Unix command line style, by defining USE_FDOPEN or USE_SETMODE respectively.)

To use the two-file style, make jconfig.h say "#define TWO_FILE_COMMANDLINE".

Selecting a memory manager

The IJG code is capable of working on images that are too big to fit in main memory; data is swapped out to temporary files as necessary. However, the code to do this is rather system-dependent. We provide five different

memory managers:

* `jmemansi.c` This version uses the ANSI-standard library routine `tmpfile()`, which not all non-ANSI systems have. On some systems `tmpfile()` may put the temporary file in a non-optimal location; if you don't like what it does, use `jmemname.c`.

* `jmemname.c` This version creates named temporary files. For anything except a Unix machine, you'll need to configure the `select_file_name()` routine appropriately; see the comments near the head of `jmemname.c`. If you use this version, define `NEED_SIGNAL_CATCHER` in `jconfig.h` to make sure the temp files are removed if the program is aborted.

* `jmemnobs.c` (That stands for No Backing Store :-).) This will compile on almost any system, but it assumes you have enough main memory or virtual memory to hold the biggest images you work with.

* `jmemdos.c` This should be used with most 16-bit MS-DOS compilers. See the system-specific notes about MS-DOS for more info. **IMPORTANT:** if you use this, define `USE_MSDOS_MEMMGR` in `jconfig.h`, and include the assembly file `jmemdosa.asm` in the programs. The supplied makefiles and `jconfig` files for 16-bit MS-DOS compilers already do both.

* `jmemmac.c` Custom version for Apple Macintosh; see the system-specific notes for Macintosh for more info.

To use a particular memory manager, change the `SYSDEPMEM` variable in your makefile to equal the corresponding object file name (for example, `jmemansi.o` or `jmemansi.obj` for `jmemansi.c`).

If you have plenty of (real or virtual) main memory, just use `jmemnobs.c`.

"Plenty" means about ten bytes for every pixel in the largest images you plan to process, so a lot of systems don't meet this criterion.

If yours doesn't, try `jmemansi.c` first. If that doesn't compile, you'll have to use `jmemname.c`; be sure to adjust `select_file_name()` for local conditions. You may also need to change `unlink()` to `remove()` in `close_backing_store()`.

Except with `jmemnobs.c` or `jmemmac.c`, you need to adjust the `DEFAULT_MAX_MEM` setting to a reasonable value for your system (either by adding a `#define` for `DEFAULT_MAX_MEM` to `jconfig.h`, or by adding a `-D` switch to the Makefile).

This value limits the amount of data space the program will attempt to allocate. Code and static data space isn't counted, so the actual memory

needs for `cjpeg` or `djpeg` are typically 100 to 150Kb more than the max-memory

setting. Larger max-memory settings reduce the amount of I/O needed to process a large image, but too large a value can result in "insufficient memory" failures. On most Unix machines (and other systems with virtual memory), just set `DEFAULT_MAX_MEM` to several million and forget it. At the other end of the spectrum, for MS-DOS machines you probably can't go much above 300K to 400K. (On MS-DOS the value refers to conventional memory only. Extended/expanded memory is handled separately by `jmemdos.c`.)

BUILDING THE SOFTWARE

=====

Now you should be able to compile the software. Just say "make" (or whatever's necessary to start the compilation). Have a cup of coffee.

Here are some things that could go wrong:

If your compiler complains about undefined structures, you should be able to shut it up by putting `#define INCOMPLETE_TYPES_BROKEN` in `jconfig.h`.

If

you have trouble with missing system include files or inclusion of the wrong ones, read `jinclde.h`. This shouldn't happen if you used `configure` or `ckconfig.c` to set up `jconfig.h`.

There are a fair number of routines that do not use all of their parameters; some compilers will issue warnings about this, which you can ignore. There are also a few configuration checks that may give "unreachable code" warnings. Any other warning deserves investigation.

If you don't have a `getenv()` library routine, define `NO_GETENV`.

Also see the system-specific hints, below.

TESTING THE SOFTWARE

=====

As a quick test of functionality we've included a small sample image in several forms:

`testorig.jpg` Starting point for the djpeg tests.

`testing.ppm` The output of `djpeg testorig.jpg`

`testing.bmp` The output of `djpeg -bmp -colors 256 testorig.jpg`

`testing.jpg` The output of `cjpeg testing.ppm`

`testprog.jpg` Progressive-mode equivalent of `testorig.jpg`.

`testingp.jpg` The output of `cjpeg -progressive -optimize testing.ppm`

(The first- and second-generation `.jpg` files aren't identical since the

default compression parameters are lossy.) If you can generate duplicates of the testing* files then you probably have working programs.

With most of the makefiles, "make test" will perform the necessary comparisons.

If you're using a makefile that doesn't provide the test option, run djpeg and cjpeg by hand and compare the output files to testing* with whatever binary file comparison tool you have. The files should be bit-for-bit identical.

If the programs complain "MAX_ALLOC_CHUNK is wrong, please fix", then you need to reduce MAX_ALLOC_CHUNK to a value that fits in type size_t. Try adding "#define MAX_ALLOC_CHUNK 65520L" to jconfig.h. A less likely configuration error is "ALIGN_TYPE is wrong, please fix": defining ALIGN_TYPE as long should take care of that one.

If the cjpeg test run fails with "Missing Huffman code table entry", it's a good bet that you needed to define RIGHT_SHIFT_IS_UNSIGNED.

Go back to the configuration step and run ckconfig.c. (This is a good plan for any other test failure, too.)

If you are using Unix (one-file) command line style on a non-Unix system, it's a good idea to check that binary I/O through stdin/stdout actually works. You should get the same results from "djpeg <testorig.jpg >out.ppm" as from "djpeg -outfile out.ppm testorig.jpg". Note that the makefiles all use the latter style and therefore do not exercise stdin/stdout! If this check fails, try recompiling with USE_SETMODE or USE_FDOPEN defined. If it still doesn't work, better use two-file style.

If you chose a memory manager other than jmemnobs.c, you should test that temporary-file usage works. Try "djpeg -bmp -colors 256 -max 0 testorig.jpg" and make sure its output matches testing.bmp. If you have any really large images handy, try compressing them with -optimize and/or decompressing with -colors 256 to make sure your DEFAULT_MAX_MEM setting is not too large.

NOTE:

this is far from an exhaustive test of the JPEG software; some modules, such as 1-pass color quantization, are not exercised at all. It's just a quick test to give you some confidence that you haven't missed something major.

INSTALLING THE SOFTWARE

=====

Once you're done with the above steps, you can install the software by

copying the executable files (cjpeg, djpeg, jpegtran, rdjpgcom, and wrjpgcom) to wherever you normally install programs. On Unix systems, you'll also want to put the man pages (cjpeg.1, djpeg.1, jpegtran.1, rdjpgcom.1, wrjpgcom.1) in the man-page directory. The pre-fab makefiles don't support this step since there's such a wide variety of installation procedures on different systems.

If you generated a Makefile with the "configure" script, you can just say
make install
to install the programs and their man pages into the standard places. (You'll probably need to be root to do this.) We recommend first saying
make -n install
to see
where configure thought the files should go. You may need to edit the Makefile, particularly if your system's conventions for man page filenames don't match what configure expects.

If you want to install the IJG library itself, for use in compiling other programs besides ours, then you need to put the four include files
jpeglib.h jerror.h jconfig.h jmorecfg.h
into your include-file directory, and put the library file libjpeg.a (extension may vary depending on system) wherever library files go. If you generated a Makefile with "configure", it will do what it thinks is the right thing if you say
make install-lib

OPTIONAL STUFF

=====

Progress monitor:

If you like, you can #define PROGRESS_REPORT (in jconfig.h) to enable display of percent-done progress reports. The routine provided in cdjpeg.c merely prints percentages to stderr, but you can customize it to do something fancier.

Utah RLE file format support:

We distribute the software with support for RLE image files (Utah Raster Toolkit format) disabled, because the RLE support won't compile without the Utah library. If you have URT version 3.1 or later, you can enable RLE support as follows:

1. #define RLE_SUPPORTED in jconfig.h.
2. Add a -I option to CFLAGS in the Makefile for the directory containing the URT .h files (typically the "include" subdirectory of the URT distribution).

3. Add `-L... -lrl` to `LDLIBS` in the Makefile, where ... specifies the directory containing the URT "librl.a" file (typically the "lib" subdirectory of the URT distribution).

Support for 9-bit to 12-bit deep pixel data:

The IJG code currently allows 8, 9, 10, 11, or 12 bits sample data precision. (For color, this means 8 to 12 bits per channel, of course.) If you need to work with deeper than 8-bit data, you can compile the IJG code for 9-bit to 12-bit operation.

To do so:

1. In `jmorecfg.h`, define `BITS_IN_JSAMPLE` as 9, 10, 11, or 12 rather than 8.
2. In `jconfig.h`, undefine `BMP_SUPPORTED`, `RLE_SUPPORTED`, and `TARGA_SUPPORTED`, because the code for those formats doesn't handle deeper than 8-bit data and won't even compile. (The PPM code does work, as explained below. The GIF code works too; it scales 8-bit GIF data to and from 12-bit depth automatically.)
3. Compile. Don't expect "make test" to pass, since the supplied test files are for 8-bit data.

Currently, 9-bit to 12-bit support does not work on 16-bit-int machines.

Run-time selection and conversion of data precision are currently not supported and may be added later.

Exception: The transcoding part (`jpegtran`) supports all settings in a single instance, since it operates on the level of DCT coefficients and not sample values.

The PPM reader (`rdppm.c`) can read deeper than 8-bit data from either text-format or binary-format PPM and PGM files. Binary-format PPM/PGM files which have a `maxval` greater than 255 are assumed to use 2 bytes per sample, MSB first (big-endian order). As of early 1995, 2-byte binary format is not officially supported by the PBMPLUS library, but it is expected that a future release of PBMPLUS will support it. Note that the PPM reader will read files of any `maxval` regardless of the `BITS_IN_JSAMPLE` setting; incoming data is automatically rescaled to `maxval=MAXJSAMPLE` as appropriate for the `cjpeg` bit depth.

The PPM writer (`wrppm.c`) will normally write 2-byte binary PPM or PGM format, `maxval=MAXJSAMPLE`, when compiled with `BITS_IN_JSAMPLE>8`. Since this format is not yet widely supported, you can disable it by compiling `wrppm.c` with `PPM_NORAWWORD` defined; then the data is scaled down to 8 bits to make a standard 1-byte/sample PPM or PGM file. (Yes, this means still another copy of `djpeg` to keep around. But hopefully you won't need it for very long. Poskanzer's supposed to get that new PBMPLUS release out Real Soon Now.)

Of course, if you are working with 9-bit to 12-bit data, you probably have it stored in some other, nonstandard format. In that case you'll probably want to write your own I/O modules to read and write your format.

Note:

The standard Huffman tables are only valid for 8-bit data precision. If you selected more than 8-bit data precision, cjpeg uses arithmetic coding by default. The Huffman encoder normally uses entropy optimization to compute usable tables for higher precision. Otherwise, you'll have to supply different default Huffman tables.

Removing code:

If you need to make a smaller version of the JPEG software, some optional functions can be removed at compile time. See the `xxx_SUPPORTED` #defines in `jconfig.h` and `jmorecfg.h`. If at all possible, we recommend that you leave in decoder support for all valid JPEG files, to ensure that you can read anyone's output. Taking out support for image file formats that you don't use is the most painless way to make the programs smaller. Another possibility is to remove some of the DCT methods: in particular, the "IFAST" method may not be enough faster than the others to be worth keeping on your machine. (If you do remove ISLOW or IFAST, be sure to redefine `JDCT_DEFAULT` or `JDCT_FASTEST` to a supported method, by adding a #define in `jconfig.h`.)

OPTIMIZATION

=====

Unless you own a Cray, you'll probably be interested in making the JPEG software go as fast as possible. This section covers some machine-dependent optimizations you may want to try. We suggest that before trying any of this, you first get the basic installation to pass the self-test step. Repeat the self-test after any optimization to make sure that you haven't broken anything.

The integer DCT routines perform a lot of multiplications. These multiplications must yield 32-bit results, but none of their input values are more than 16 bits wide. On many machines, notably the 680x0 and 80x86 CPUs, a 16x16=>32 bit multiply instruction is faster than a full 32x32=>32 bit multiply. Unfortunately there is no portable way to specify such a multiplication in C, but some compilers can generate one when you use the right combination of casts. See the `MULTIPLYxxx` macro definitions in `jdct.h`. If your compiler makes "int" be 32 bits and "short" be 16 bits, defining `SHORTxSHORT_32` is fairly likely to work. When experimenting with alternate definitions, be sure to test not only whether the code still works

(use the self-test), but also whether it is actually faster --- on some compilers, alternate definitions may compute the right answer, yet be slower than the default. Timing cjpeg on a large PGM (grayscale) input file is the best way to check this, as the DCT will be the largest fraction of the runtime in that mode. (Note: some of the distributed compiler-specific jconfig files already contain #define switches to select appropriate MULTIPLYxxx definitions.)

If your machine has sufficiently fast floating point hardware, you may find that the float DCT method is faster than the integer DCT methods, even after tweaking the integer multiply macros. In that case you may want to make the float DCT be the default method. (The only objection to this is that float DCT results may vary slightly across machines.) To do that, add "#define JDCT_DEFAULT JDCT_FLOAT" to jconfig.h. Even if you don't change the default, you should redefine JDCT_FASTEST, which is the method selected by djpeg's -fast switch. Don't forget to update the documentation files (usage.txt and/or cjpeg.1, djpeg.1) to agree with what you've done.

If access to "short" arrays is slow on your machine, it may be a win to define type JCOEF as int rather than short. This will cost a good deal of memory though, particularly in some multi-pass modes, so don't do it unless you have memory to burn and short is REALLY slow.

If your compiler can compile function calls in-line, make sure the INLINE macro in jmorecfg.h is defined as the keyword that marks a function inline-able. Some compilers have a switch that tells the compiler to inline any function it thinks is profitable (e.g., -finline-functions for gcc).

Enabling such a switch is likely to make the compiled code bigger but faster.

In general, it's worth trying the maximum optimization level of your compiler, and experimenting with any optional optimizations such as loop unrolling. (Unfortunately, far too many compilers have optimizer bugs ... be prepared to back off if the code fails self-test.) If you do any experimentation along these lines, please report the optimal settings to jpeg-info@jpegclub.org so we can mention them in future releases. Be sure to specify your machine and compiler version.

HINTS FOR SPECIFIC SYSTEMS

=====

We welcome reports on changes needed for systems not mentioned here. Submit 'em to jpeg-info@jpegclub.org. Also, if configure or ckconfig.c is wrong about how to configure the JPEG software for your system, please let us know.

Acorn RISC OS:

(Thanks to Simon Middleton for these hints on compiling with Desktop C.)

After renaming the files according to Acorn conventions, take a copy of `makefile.ansi`, change all occurrences of `'libjpeg.a'` to `'libjpeg.o'` and change these definitions as indicated:

```
CFLAGS= -throwback -IC: -Wn
LDLIBS=C:o.Stubs
SYSDEPMEM=jmemansi.o
LN=Link
AR=LibFile -c -o
```

Also add a new line `'c.o;; $(cc) $< $(cflags) -c -o $@'`. Remove the lines `'$(RM) libjpeg.o'` and `'$(AR2) libjpeg.o'` and the `'jconfig.h'` dependency section.

Copy `jconfig.txt` to `jconfig.h`. Edit `jconfig.h` to define `TWO_FILE_COMMANDLINE` and `CHAR_IS_UNSIGNED`.

Run the makefile using `!AMU` not `!Make`. If you want to use the `'clean'` and `'test'` makefile entries then you will have to fiddle with the syntax a bit and rename the test files.

Amiga:

SAS C 6.50 reportedly is too buggy to compile the IJG code properly. A patch to update to 6.51 is available from SAS or AmiNet FTP sites.

The supplied config files are set up to use `jmemname.c` as the memory manager, with temporary files being created on the device named by `"JPEGTMP:"`.

Atari ST/STE/TT:

Copy

the project files `makcjpeg.st`, `makdjpeg.st`, `maktjpeg.st`, and `makljjpeg.st` to `cjpeg.prj`, `djpeg.prj`, `jpegtran.prj`, and `libjpeg.prj` respectively. The project files should work as-is with Pure C. For Turbo C, change library filenames `"pc..."` to `"tc..."` in each project file. Note that `libjpeg.prj` selects `jmemansi.c` as the recommended memory manager. You'll probably want to adjust the `DEFAULT_MAX_MEM` setting --- you want it to be a couple hundred K less than your normal free memory. Put `"#define DEFAULT_MAX_MEM nnnn"` into `jconfig.h` to do this.

To use the 68881/68882 coprocessor for the floating point DCT, add the compiler option "-8" to the project files and replace pcfltlb.lib with pc881lib.lib in cjpeg.prj and djpeg.prj. Or if you don't have a coprocessor, you may prefer to remove the float DCT code by undefining DCT_FLOAT_SUPPORTED in jmorecfg.h (since without a coprocessor, the float code will be too slow to be useful). In that case, you can delete pcfltlb.lib from the project files.

Note that you must make libjpeg.lib before making cjpeg.ttp, djpeg.ttp, or jpegtran.ttp. You'll have to perform the self-test by hand.

We haven't bothered to include project files for rdjpgcom and wrjpgcom. Those source files should just be compiled by themselves; they don't depend on the JPEG library. You can use the default.prj project file of the Pure C distribution to make the programs.

There is a bug in some older versions of the Turbo C library which causes the space used by temporary files created with "tmpfile()" not to be freed after an abnormal program exit. If you check your disk afterwards, you will find cluster chains that are allocated but not used by a file. This should not happen in cjpeg/djpeg/jpegtran, since we enable a signal catcher to explicitly close temp files before exiting. But if you use the JPEG library with your own code, be sure to supply a signal catcher, or else use a different system-dependent memory manager.

Cray:

Should you be so fortunate as to be running JPEG on a Cray YMP, there is a compiler bug in old versions of Cray's Standard C (prior to 3.1). If you still have an old compiler, you'll need to insert a line reading "#pragma novector" just before the loop

```
for (i = 1; i <= (int) htbl->bits[i]; i++)
    huffsize[p++] = (char) l;
```

in fix_huff_tbl (in V5beta1, line 204 of jchuff.c and line 176 of jdchuff.c). [This bug may or may not still occur with the current IJG code, but it's probably a dead issue anyway...]

HP-UX:

If you have HP-UX 7.05 or later with the "software development" C compiler, you should run the compiler in ANSI mode. If using the configure script, say

```
./configure CC='cc -Aa'
```

(or -Ae if you prefer). If configuring by hand, use makefile.ansi and add

"-Aa" to the CFLAGS line in the makefile.

If you have a pre-7.05 system, or if you are using the non-ANSI C compiler delivered with a minimum HP-UX system, then you must use makefile.unix (and do NOT add -Aa); or just run configure without the CC option.

On HP 9000 series 800 machines, the HP C compiler is buggy in revisions prior to A.08.07. If you get complaints about "not a typedef name", you'll have to use makefile.unix, or run configure without the CC option.

Macintosh, generic comments:

The supplied user-interface files (cjpeg.c, djpeg.c, etc) are set up to provide a Unix-style command line interface. You can use this interface on the Mac by means of the ccommand() library routine provided by Metrowerks CodeWarrior or Think C. This is only appropriate for testing the library, however; to make a user-friendly equivalent of cjpeg/djpeg you'd really want to develop a Mac-style user interface. There isn't a complete example available at the moment, but there are some helpful starting points:

1. Sam Bushell's free "To JPEG" applet provides drag-and-drop conversion to JPEG under System 7 and later. This only illustrates how to use the compression half of the library, but it does a very nice job of that part.

The

CodeWarrior source code is available from <http://www.pobox.com/~jsam>.

2. Jim Brunner prepared a Mac-style user interface for both compression and decompression. Unfortunately, it hasn't been updated since IJG v4, and the library's API has changed considerably since then. Still it may be of some help, particularly as a guide to compiling the IJG code under Think C. Jim's code is available from the Info-Mac archives, at sumex-aim.stanford.edu or mirrors thereof; see file /info-mac/dev/src/jpeg-convert-c.hqx.

jmemmac.c is the recommended memory manager back end for Macintosh. It uses NewPtr/DisposePtr instead of malloc/free, and has a Mac-specific implementation of jpeg_mem_available(). It also creates temporary files that follow Mac conventions. (That part of the code relies on System-7-or-later OS functions. See the comments in jmemmac.c if you need to run it on System 6.) NOTE that USE_MAC_MEMMGR must be defined in jconfig.h to use jmemmac.c.

You can also use jmemnobs.c, if you don't care about handling images larger than available memory. If you use any memory manager back end other than jmemmac.c, we recommend replacing "malloc" and "free" by "NewPtr" and "DisposePtr", because Mac C libraries often have peculiar implementations of malloc/free. (For instance, free() may not return the freed space to the Mac Memory Manager. This is undesirable for the IJG code because jmemmgr.c already clumps space requests.)

Macintosh, Metrowerks CodeWarrior:

The Unix-command-line-style interface can be used by defining `USE_CCOMMAND`. You'll also need to define `TWO_FILE_COMMANDLINE` to avoid `stdin/stdout`. This means that when using the `cjpeg/djpeg` programs, you'll have to type the input and output file names in the "Arguments" text-edit box, rather than using the file radio buttons. (Perhaps `USE_FDOPEN` or `USE_SETMODE` would eliminate the problem, but I haven't heard from anyone who's tried it.)

On 680x0 Macs, Metrowerks defines type "double" as a 10-byte IEEE extended float.

`jmemmgr.c` won't like this: it wants `sizeof(ALIGN_TYPE)` to be a power of 2. Add `#define ALIGN_TYPE long` to `jconfig.h` to eliminate the complaint.

The supplied configuration file `jconfig.mac` can be used for your `jconfig.h`; it includes all the recommended symbol definitions. If you have AppleScript installed, you can run the supplied script `makeproj.mac` to create CodeWarrior project files for the library and the testbed applications, then build the library and applications. (Thanks to Dan Sears and Don Agro for this nifty hack, which saves us from trying to maintain CodeWarrior project files as part of the IJG distribution...)

Macintosh, Think C:

The documentation in Jim Brunner's "JPEG Convert" source code (see above) includes detailed build instructions for Think C; it's probably somewhat out of date for the current release, but may be helpful.

If you want to build the minimal command line version, proceed as follows. You'll have to prepare project files for the programs; we don't include any in the distribution since they are not text files. Use the file lists in any of the supplied makefiles as a guide. Also add the ANSI and Unix C libraries in a separate segment. You may need to divide the JPEG files into more than one segment; we recommend dividing compression and decompression modules. Define `USE_CCOMMAND` in `jconfig.h` so that the `ccommand()` routine is called. You must also define `TWO_FILE_COMMANDLINE` because `stdin/stdout` don't handle binary data correctly.

On 680x0 Macs, Think C defines type "double" as a 12-byte IEEE extended float. `jmemmgr.c` won't like this: it wants `sizeof(ALIGN_TYPE)` to be a power of 2. Add `#define ALIGN_TYPE long` to `jconfig.h` to eliminate the complaint.

`jconfig.mac` should work as a `jconfig.h` configuration file for Think C, but the `makeproj.mac` AppleScript script is specific to CodeWarrior. Sorry.

MIPS R3000:

MIPS's cc version 1.31 has a rather nasty optimization bug. Don't use -O if you have that compiler version.

(Use "cc -V" to check the version.)

Note that the R3000 chip is found in workstations from DEC and others.

MS-DOS, generic comments for 16-bit compilers:

The IJG code is designed to work well in 80x86 "small" or "medium" memory models (i.e., data pointers are 16 bits unless explicitly declared "far"; code pointers can be either size). You may be able to use small model to compile cjpeg or djpeg by itself, but you will probably have to use medium model for any larger application. This won't make much difference in performance. You *will* take a noticeable performance hit if you use a large-data memory model, and you should avoid "huge" model if at all possible. Be sure that NEED_FAR_POINTERS is defined in jconfig.h if you use a small-data memory model; be sure it is NOT defined if you use a large-data model. (The supplied makefiles and jconfig files for Borland and Microsoft C compile in medium model and define NEED_FAR_POINTERS.)

The DOS-specific memory manager, jmemdos.c, should be used if possible.

It needs some assembly-code routines which are in jmemdosa.asm; make sure your makefile assembles that file and includes it in the library. If you don't have a suitable assembler, you can get pre-assembled object files for jmemdosa by FTP from ftp.uu.net:/graphics/jpeg/jdosaobj.zip. (DOS-oriented distributions of the IJG source code often include these object files.)

When using jmemdos.c, jconfig.h must define USE_MSDOS_MEMMGR and must set MAX_ALLOC_CHUNK to less than 64K (65520L is a typical value). If your C library's far-heap malloc() can't allocate blocks that large, reduce MAX_ALLOC_CHUNK to whatever it can handle.

If you can't use jmemdos.c for some reason --- for example, because you don't have an assembler to assemble jmemdosa.asm --- you'll have to fall back to jmemansi.c or jmemname.c. You'll probably still need to set MAX_ALLOC_CHUNK in jconfig.h, because most DOS C libraries won't malloc() more than 64K at a time. **IMPORTANT:** if you use jmemansi.c or jmemname.c, you will have to compile in a large-data memory model in order to get the right stdio library. Too bad.

wrjpgcom needs to be compiled in large model, because it malloc()s a 64KB work area to hold the comment text. If your C library's malloc can't

handle that, reduce `MAX_COM_LENGTH` as necessary in `wrjpgcom.c`.

Most MS-DOS compilers treat `stdin/stdout` as text files, so you must use two-file command line style. But if your compiler has either `fdopen()` or `setmode()`, you can use one-file style if you like. To do this, define `USE_SETMODE` or `USE_FDOPEN` so that `stdin/stdout` will be set to binary mode. (`USE_SETMODE` seems to work with more DOS compilers than `USE_FDOPEN`.) You should test that I/O through `stdin/stdout` produces the same results as I/O to explicitly named files... the "make test" procedures in the supplied makefiles do NOT use `stdin/stdout`.

MS-DOS, generic comments for 32-bit compilers:

None of the above comments about memory models apply if you are using a 32-bit flat-memory-space environment, such as DJGPP or Watcom C. (And you should use one if you have it, as performance will be much better than 8086-compatible code!) For flat-memory-space compilers, do NOT define `NEED_FAR_POINTERS`, and do NOT use `jmemdos.c`. Use `jmemnobs.c` if the environment supplies adequate virtual memory, otherwise use `jmemansi.c` or `jmemname.c`.

You'll still need to be careful about binary I/O through `stdin/stdout`. See the last paragraph of the previous section.

MS-DOS, Borland C:

Be sure to convert all the source files to DOS text format (CR/LF newlines). Although Borland C will often work OK with unmodified Unix (LF newlines) source files, sometimes it will give bogus compile errors. "Illegal character '#'" is the most common such error. (This is true with Borland C 3.1, but perhaps is fixed in newer releases.)

If you want one-file command line style, just undefine `TWO_FILE_COMMANDLINE`. `jconfig.bcc` already includes `#define USE_SETMODE` to make this work. (`fdopen` does not work correctly.)

MS-DOS, Microsoft C:

`makefile.mc6` works with Microsoft C, DOS Visual C++, etc. It should only be used if you want to build a 16-bit (small or medium memory model) program.

If you want one-file command line style, just undefine `TWO_FILE_COMMANDLINE`. `jconfig.mc6` already includes `#define USE_SETMODE` to make this work.

(fdopen does not work correctly.)

Note that this makefile assumes that the working copy of itself is called "makefile". If you want to call it something else, say "makefile.mak", be sure to adjust the dependency line that reads "\$(RFILE) : makefile". Otherwise the make will fail because it doesn't know how to create "makefile". Worse, some releases of Microsoft's make utilities give an incorrect error message in this situation.

Old versions of MS C fail with an "out of macro expansion space" error because they can't cope with the macro TRACEMS8 (defined in jerror.h). If this happens to you, the easiest solution is to change TRACEMS8 to expand to nothing. You'll lose the ability to dump out JPEG coefficient tables with djpeg -debug -debug, but at least you can compile.

Original MS C 6.0 is very buggy; it compiles incorrect code unless you turn off optimization entirely (remove -O from CFLAGS). 6.00A is better, but it still generates bad code if you enable loop optimizations (-Ol or -Ox).

MS C 8.0 crashes when compiling jquant1.c with optimization switch /Oo ... which is on by default. To work around this bug, compile that one file with /Oo-.

Microsoft Windows (all versions), generic comments:

Some Windows system include files define typedef boolean as "unsigned char". The IJG code also defines typedef boolean, but we make it an "enum" by default. This doesn't affect the IJG programs because we don't import those Windows include files. But if you use the JPEG library in your own program, and some of your program's files import one definition of boolean while some import the other, you can get all

sorts of mysterious problems. A good preventive step is to make the IJG library use "unsigned char" for boolean. To do that, add something like this to your jconfig.h file:

```
/* Define "boolean" as unsigned char, not enum, per Windows custom */
#ifndef __RPCNDR_H__ /* don't conflict if rpcndr.h already read */
typedef unsigned char boolean;
#endif
#ifndef FALSE /* in case these macros already exist */
#define FALSE 0 /* values of boolean */
#endif
#ifndef TRUE
#define TRUE 1
#endif
#define HAVE_BOOLEAN /* prevent jmorecfg.h from redefining it */
```

(This is already in jconfig.vc, by the way.)

windex.h contains the declarations

```
#define far
#define FAR far
```

Since jmorecfg.h tries to define FAR as empty, you may get a compiler warning if you include both jpeglib.h and windex.h (which windows.h includes). To suppress the warning, you can put "#ifndef FAR" / "#endif" around the line "#define FAR" in jmorecfg.h.

(Something like this is already in jmorecfg.h, by the way.)

When using

the library in a Windows application, you will almost certainly want to modify or replace the error handler module jerror.c, since our default error handler does a couple of inappropriate things:

1. it tries to write error and warning messages on stderr;
2. in event of a fatal error, it exits by calling exit().

A simple stopgap solution for problem 1 is to replace the line

```
fprintf(stderr, "%s\n", buffer);
```

(in output_message in jerror.c) with

```
MessageBox(GetActiveWindow(),buffer,"JPEG Error",MB_OK|MB_ICONERROR);
```

It's highly recommended that you at least do that much, since otherwise error messages will disappear into nowhere. (Beginning with IJG v6b, this code is already present in jerror.c; just define USE_WINDOWS_MESSAGEBOX in jconfig.h to enable it.)

The proper solution for problem 2 is to return control to your calling application after a library error. This can be done with the setjmp/longjmp technique discussed in libjpeg.txt and illustrated in example.c. (NOTE:

some

older Windows C compilers provide versions of setjmp/longjmp that don't actually work under Windows. You may need to use the Windows system functions Catch and Throw instead.)

The recommended memory manager under Windows is jmemnobs.c; in other words, let Windows do any virtual memory management needed. You should NOT use jmemdos.c nor jmemdosa.asm under Windows.

For Windows 3.1, we recommend compiling in medium or large memory model; for newer Windows versions, use a 32-bit flat memory model. (See the MS-DOS sections above for more info about memory models.) In the 16-bit memory models only, you'll need to put

```
#define MAX_ALLOC_CHUNK 65520L /* Maximum request to malloc() */
```

into jconfig.h to limit allocation chunks to 64Kb. (Without that, you'd

have to use huge memory model, which slows things down unnecessarily.)

jmemnobs.c works without modification in large or flat memory models, but to use medium model, you need to modify its jpeg_get_large and jpeg_free_large routines to

allocate far memory. In any case, you might like to replace its calls to malloc and free with direct calls on Windows memory allocation functions.

You may also want to modify jdatasrc.c and jdatadst.c to use Windows file operations rather than fread/fwrite. This is only necessary if your C compiler doesn't provide a competent implementation of C stdio functions.

You might want to tweak the RGB_XXX macros in jmorecfg.h so that the library will accept or deliver color pixels in BGR sample order, not RGB; BGR order is usually more convenient under Windows. Note that this change will break the sample applications cjpeg/djpeg, but the library itself works fine.

Many people want to convert the IJG library into a DLL. This is reasonably straightforward, but watch out for the following:

1. Don't try to compile as a DLL in small or medium memory model; use large model, or even better, 32-bit flat model. Many places in the IJG code assume the address of a local variable is an ordinary (not FAR) pointer; that isn't true in a medium-model DLL.

2. Microsoft C cannot pass file pointers between applications and DLLs. (See Microsoft Knowledge Base, PSS ID Number Q50336.) So jdatasrc.c and jdatadst.c don't work if you open a file in your application and then pass the pointer to the DLL. One workaround is to make jdatasrc.c/jdatadst.c part of your main application rather than part of the DLL.

3. You'll probably need to modify the macros GLOBAL() and EXTERN() to attach suitable linkage keywords to the exported routine names. Similarly, you'll want to modify METHODDEF() and JMETHOD() to ensure function pointers are declared in a way that lets application routines be called back through the function pointers. These macros are in jmorecfg.h. Typical definitions for a 16-bit DLL are:

```
#define GLOBAL(type) type _far _pascal _loadds _export
#define EXTERN(type) extern type _far _pascal _loadds
#define METHODDEF(type) static type _far _pascal
#define JMETHOD(type,methodname,arglist)
\
type (_far _pascal *methodname) arglist
```

For a 32-bit DLL you may want something like

```
#define GLOBAL(type) __declspec(dllexport) type
#define EXTERN(type) extern __declspec(dllexport) type
```

Although not all the GLOBAL routines are actually intended to be called by the application, the performance cost of making them all DLL entry points is negligible.

The unmodified IJG library presents a very C-specific application interface, so the resulting DLL is only usable from C or C++ applications. There has been some talk of writing wrapper code that would present a simpler interface usable from other languages, such as Visual Basic. This is on our to-do list but hasn't been very high priority --- any volunteers out there?

Microsoft Windows, Borland C:

The provided `jconfig.bcc` should work OK in a 32-bit Windows environment, but you'll need to tweak it in a 16-bit environment (you'd need to define `NEED_FAR_POINTERS` and `MAX_ALLOC_CHUNK`). Beware that `makefile.bcc` will need alteration if you want to use it for Windows --- in particular, you should use `jmemnobs.c` not `jmemdos.c` under Windows.

Borland C++ 4.5 fails with an internal compiler error when trying to compile `jdmerge.c` in 32-bit mode. If enough people complain, perhaps Borland will fix it. In the meantime, the simplest known workaround is to add a redundant definition of the variable `range_limit` in `h2v1_merged_upsample()`, at the head of the block that handles odd image width (about line 268 in `v6_jdmerge.c`):

```
/* If image width is odd, do the last output column separately */
if (cinfo->output_width & 1) {
    register JSAMPLE * range_limit = cinfo->sample_range_limit; /* ADD THIS */
    cb = GETJSAMPLE(*inptr1);
```

Pretty bizarre, especially since the very similar routine `h2v2_merged_upsample` doesn't trigger the bug.

Recent reports suggest that this bug does not occur with "bcc32a" (the Pentium-optimized version of the compiler).

Another report from a user of Borland C 4.5 was that incorrect code (leading to a color shift in processed images) was produced if any of the following optimization switch combinations were used:

```
-Ot -Og
-Ot -Op
-Ot -Om
```

So try backing off on optimization if you see such a problem. (Are there several different releases all numbered "4.5"??)

Microsoft Windows, Microsoft Visual C++:

`jconfig.vc` should work OK with any Microsoft compiler for a 32-bit memory model. `makefile.vc` is intended for command-line use. (If you are using the Developer Studio environment, you may prefer the DevStudio project files; see below.)

IJG JPEG 7 adds extern "C" to jpeglib.h. This avoids the need to put extern "C" { ... } around #include "jpeglib.h" in your C++ application. You can also force VC++ to treat the library as C++ code by renaming all the *.c files to *.cpp (and adjusting the makefile to match). In this case you also need to define the symbol DONT_USE_EXTERN_C in the configuration to prevent jpeglib.h from using extern "C".

Microsoft Windows,
Microsoft Visual C++ 6 Developer Studio:

We include makefiles that should work as project files in Developer Studio 6.0 or later. There is a library makefile that builds the IJG library as a static Win32 library, and application makefiles that build the sample applications as Win32 console applications. (Even if you only want the library, we recommend building the applications so that you can run the self-test.)

To use:

1. Open the command prompt, change to the main directory and execute the command line
NMAKE /f makefile.vs setup-vc6
This will move jconfig.vc to jconfig.h and makefiles to project files.
(Note that the renaming is critical!)
2. Open the workspace file jpeg.dsw, build the library project.
(If you are using Developer Studio more recent than 6.0, you'll probably get a message saying that the project files are being updated.)
3. Open the workspace file apps.dsw, build the application projects.
4. To perform the self-test, execute the command line
NMAKE
/f makefile.vs test-build
5. Move the application .exe files from `app`\Release to an appropriate location on your path.

Microsoft Windows, Visual Studio 2017 (v15):

We include makefiles that should work as project files in Visual Studio 2017 (v15) or later. There is a library makefile that builds the IJG library as a static Win32 library, and application makefiles that build the sample applications as Win32 console applications. (Even if you only want the library, we recommend building the applications so that you can run the self-test.)

To use:

1. Open the Developer Command Prompt, change to the main directory and execute the command line
NMAKE /f makefile.vs setup-v15

This will move `jconfig.vc` to `jconfig.h` and makefiles to project files.

(Note that the renaming is critical!)

2. Open the solution file `jpeg.sln`, build the library project.
 - a) If you are using Visual Studio more recent than 2017 (v15), you'll probably get a message saying that the project files are being updated.
 - b) If necessary, open the project properties and adapt the Windows Target Platform Version in the Configuration Properties, General section; we support the latest version at the time of release.
3. Open the solution file `apps.sln`, build the application projects.
4. To perform the self-test, execute the command line
`NMAKE /f makefile.vs test-build`
5. Move the application `.exe` files from ``app`\Release` to an appropriate location on your path.

OS/2, Borland C++:

Watch out for optimization bugs in older Borland compilers; you may need to back off the optimization switch settings. See the comments in `makefile.bcc`.

SGI:

On some SGI systems, you may need to set `"AR2= ar -ts"` in the Makefile.

If you are using `configure`, you can do this by saying

```
./configure RANLIB='ar -ts'
```

This change is not needed on all SGIs. Use it only if the make fails at the stage of linking the completed programs.

On the MIPS R4000 architecture (Indy, etc.), the compiler option `"-mips2"`

reportedly speeds up the float DCT method substantially, enough to make it faster than the default int method (but still slower than the fast int method). If you use `-mips2`, you may want to alter the default DCT method to be float. To do this, put `"#define JDCT_DEFAULT JDCT_FLOAT"` in `jconfig.h`.

VMS:

On an Alpha/VMS system with MMS, be sure to use the `"/Marco=Alpha=1"` qualifier with MMS when building the JPEG package.

VAX/VMS v5.5-1 may have problems with the test step of the build procedure reporting differences when it compares the original and test images. If the

error points to the last block of the files, it is most likely bogus and may be safely ignored. It seems to be because the files are Stream_LF and Backup/Compare has difficulty with the (presumably) null padded files. This problem was not observed on VAX/VMS v6.1 or AXP/VMS v6.1.

Found in path(s):

* /opt/cola/permits/1103525591_1607965476.8/0/jpeg-9c-master-zip/jpeg-9c-master/install.txt
No license file was found, but licenses were detected in source scan.

```
/*  
* jcmarker.c  
*  
* Copyright (C) 1991-1998, Thomas G. Lane.  
* Modified 2003-2013 by Guido Vollbeding.  
* This file is part of the Independent JPEG Group's software.  
* For conditions of distribution and use, see the accompanying README file.  
*  
* This file contains routines to write JPEG datastream markers.  
*/
```

Found in path(s):

* /opt/cola/permits/1103525591_1607965476.8/0/jpeg-9c-master-zip/jpeg-9c-master/jcmarker.c
No license file was found, but licenses were detected in source scan.

```
/*  
* jdapistd.c  
*  
* Copyright (C) 1994-1996, Thomas G. Lane.  
* Modified 2002-2013 by Guido Vollbeding.  
* This file is part of the Independent JPEG Group's software.  
* For conditions of distribution and use, see the accompanying README file.  
*  
* This file contains application interface code for the decompression half  
* of the JPEG library. These are the "standard" API routines that are  
* used in the normal full-decompression case. They are not used by a  
* transcoding-only application. Note that if an application links in  
* jpeg_start_decompress, it will end up linking in the entire decompressor.  
* We thus must separate this file from jdapimin.c to avoid linking the  
* whole decompression library into a transcoder.  
*/
```

Found in path(s):

* /opt/cola/permits/1103525591_1607965476.8/0/jpeg-9c-master-zip/jpeg-9c-master/jdapistd.c
No license file was found, but licenses were detected in source scan.

```
/*  
* jdmaster.c  
*  
*/
```

* Copyright (C) 1991-1997, Thomas G. Lane.
* Modified 2002-2017 by Guido Vollbeding.
* This file is part of the Independent JPEG Group's software.
* For conditions of distribution and use, see the accompanying README file.
*
* This file contains master control logic for the JPEG decompressor.
* These routines are concerned with selecting the modules to be executed
* and with determining the number of passes and the work to be done in each
* pass.
*/

Found in path(s):

* /opt/cola/permits/1103525591_1607965476.8/0/jpeg-9c-master-zip/jpeg-9c-master/jdmaster.c
No license file was found, but licenses were detected in source scan.

/*

* jcmaint.c

*

* Copyright (C) 1994-1996, Thomas G. Lane.
* Modified 2003-2012 by Guido Vollbeding.
* This file is part of the Independent JPEG Group's software.
* For conditions of distribution and use, see the accompanying README file.
*
* This file contains the main buffer controller for compression.
* The main buffer lies between the pre-processor and the JPEG
* compressor proper; it holds downsampled data in the JPEG colorspace.
*/

Found in path(s):

* /opt/cola/permits/1103525591_1607965476.8/0/jpeg-9c-master-zip/jpeg-9c-master/jcmaint.c
No license file was found, but licenses were detected in source scan.

/*

* jpegint.h

*

* Copyright (C) 1991-1997, Thomas G. Lane.
* Modified 1997-2017 by Guido Vollbeding.
* This file is part of the Independent JPEG Group's software.
* For conditions of distribution and use, see the accompanying README file.
*
* This file provides common declarations for the various JPEG modules.
* These declarations are considered internal to the JPEG library; most
* applications using the library shouldn't need to include this file.
*/

Found in path(s):

* /opt/cola/permits/1103525591_1607965476.8/0/jpeg-9c-master-zip/jpeg-9c-master/jpegint.h

No license file was found, but licenses were detected in source scan.

```
/*
 * rdbmp.c
 *
 * Copyright (C) 1994-1996, Thomas G. Lane.
 * Modified 2009-2017 by Guido Vollbeding.
 * This file is part of the Independent JPEG Group's software.
 * For conditions of distribution and use, see the accompanying README file.
 *
 * This file contains routines to read input images in Microsoft "BMP"
 * format (MS Windows 3.x, OS/2 1.x, and OS/2 2.x flavors).
 * Currently, only 8-, 24-, and 32-bit images are supported, not 1-bit or
 * 4-bit (feeding such low-depth images into JPEG would be silly anyway).
 * Also, we don't support RLE-compressed files.
 *
 * These routines may need modification for non-Unix environments or
 * specialized applications. As they stand, they assume input from
 * an ordinary stdio stream. They further assume that reading begins
 * at the start of the file; start_input may need work if the
 * user interface has already read some data (e.g., to determine that
 * the file is
indeed BMP format).
 *
 * This code contributed by James Arthur Boucher.
 */
```

Found in path(s):

```
*/opt/cola/permits/1103525591_1607965476.8/0/jpeg-9c-master-zip/jpeg-9c-master/rdbmp.c
```

No license file was found, but licenses were detected in source scan.

```
/*
 * jidctflt.c
 *
 * Copyright (C) 1994-1998, Thomas G. Lane.
 * Modified 2010-2017 by Guido Vollbeding.
 * This file is part of the Independent JPEG Group's software.
 * For conditions of distribution and use, see the accompanying README file.
 *
 * This file contains a floating-point implementation of the
 * inverse DCT (Discrete Cosine Transform). In the IJG code, this routine
 * must also perform dequantization of the input coefficients.
 *
 * This implementation should be more accurate than either of the integer
 * IDCT implementations. However, it may not give the same results on all
 * machines because of differences in roundoff behavior. Speed will depend
 * on the hardware's floating point capacity.
 */
```


- * A 2-D IDCT can be done by 1-D IDCT on each column followed by 1-D IDCT
- * on each row (or vice versa, but it's more convenient to emit a row at
- * a time). Direct algorithms are also available, but they
- are much more
- * complex and seem not to be any faster when reduced to code.
- *
- * This implementation is based on Arai, Agui, and Nakajima's algorithm for
- * scaled DCT. Their original paper (Trans. IEICE E-71(11):1095) is in
- * Japanese, but the algorithm is described in the Pennebaker & Mitchell
- * JPEG textbook (see REFERENCES section in file README). The following code
- * is based directly on figure 4-8 in P&M.
- * While an 8-point DCT cannot be done in less than 11 multiplies, it is
- * possible to arrange the computation so that many of the multiplies are
- * simple scalings of the final outputs. These multiplies can then be
- * folded into the multiplications or divisions by the JPEG quantization
- * table entries. The AA&N method leaves only 5 multiplies and 29 adds
- * to be done in the DCT itself.
- * The primary disadvantage of this method is that with a fixed-point
- * implementation, accuracy is lost due to imprecise representation of the
- * scaled quantization values. However,
- that problem does not arise if
- * we use floating point arithmetic.
- */

Found in path(s):

* /opt/cola/permits/1103525591_1607965476.8/0/jpeg-9c-master-zip/jpeg-9c-master/jidctflt.c

No license file was found, but licenses were detected in source scan.

/*

* jmemname.c

*

* Copyright (C) 1992-1997, Thomas G. Lane.

* This file is part of the Independent JPEG Group's software.

* For conditions of distribution and use, see the accompanying README file.

*

* This file provides a generic implementation of the system-dependent

* portion of the JPEG memory manager. This implementation assumes that

* you must explicitly construct a name for each temp file.

* Also, the problem of determining the amount of memory available

* is shoved onto the user.

*/

Found in path(s):

* /opt/cola/permits/1103525591_1607965476.8/0/jpeg-9c-master-zip/jpeg-9c-master/jmemname.c

No license file was found, but licenses were detected in source scan.

; For conditions of distribution and use, see the accompanying README file.

Found in path(s):

* /opt/cola/permits/1103525591_1607965476.8/0/jpeg-9c-master-zip/jpeg-9c-master/jmemdosa.asm

No license file was found, but licenses were detected in source scan.

IJG JPEG LIBRARY: SYSTEM ARCHITECTURE

Copyright (C) 1991-2013, Thomas G. Lane, Guido Vollbeding.

This file is part of the Independent JPEG Group's software.

For conditions of distribution and use, see the accompanying README file.

This file provides an overview of the architecture of the IJG JPEG software; that is, the functions of the various modules in the system and the interfaces between modules. For more precise details about any data structure or calling convention, see the include files and comments in the source code.

We assume that the reader is already somewhat familiar with the JPEG standard.

The README file includes references for learning about JPEG. The file libjpeg.txt describes the library from the viewpoint of an application programmer using the library; it's best to read that file before this one.

Also, the file coderules.txt describes the coding style conventions we use.

In this document, JPEG-specific terminology follows the JPEG standard:

A "component" means a color channel, e.g., Red or Luminance.

A "sample" is a single component value (i.e., one number in the image data).

A "coefficient" is a frequency coefficient (a DCT transform output number).

A "block" is an array of samples or coefficients.

An "MCU" (minimum coded unit) is an interleaved set of blocks of size determined by the sampling factors, or a single block in a noninterleaved scan.

We do not use the terms "pixel" and "sample" interchangeably. When we say pixel, we mean an element of the full-size image, while a sample is an element of the downsampled image. Thus the number of samples may vary across components while the number of pixels does not. (This terminology is not used rigorously throughout the code, but it is used in places where confusion would otherwise result.)

*** System features ***

The IJG distribution contains two parts:

* A subroutine library for JPEG compression and decompression.

* cjpeg/djpeg, two sample applications that use the library to transform JFIF JPEG files to and from several other image formats.

cjpeg/djpeg are of no great intellectual complexity: they merely add a simple command-line user interface and I/O routines for several uncompressed image formats. This document concentrates on the library itself.

We desire the library to be capable of supporting all JPEG baseline, extended sequential, and progressive DCT processes. The library does not support the hierarchical or lossless processes defined in the standard.

Within these limits, any set of compression parameters allowed by the JPEG spec should be readable for decompression. (We can be more restrictive about what formats we can generate.) Although the system design allows for all parameter values, some uncommon settings are not yet implemented and may never be; nonintegral sampling ratios are the prime example. Furthermore, we treat 8-bit vs. 12-bit data precision as a compile-time switch, not a run-time option, because most machines can store 8-bit pixels much more compactly than 12-bit.

By itself, the library handles only interchange JPEG datastreams --- in particular the widely used JFIF file format. The library can be used by surrounding code to process interchange or abbreviated JPEG datastreams that are embedded in more complex file formats. (For example, libtiff uses this library to implement JPEG compression within the TIFF file format.)

The library includes a substantial amount of code that is not covered by the JPEG standard but is necessary for typical applications of JPEG. These functions preprocess the image before JPEG compression or postprocess it after decompression. They include colorspace conversion, downsampling/upsampling, and color quantization. This code can be omitted if not needed.

A wide range of quality vs. speed tradeoffs are possible in JPEG processing, and even more so in decompression postprocessing. The decompression library provides multiple implementations that cover most of the useful tradeoffs, ranging from very-high-quality down to fast-preview operation. On the compression side we have generally not provided low-quality choices, since compression is normally less time-critical. It should be understood that the low-quality modes may not meet the JPEG standard's accuracy requirements; nonetheless, they are useful for viewers.

*** Portability issues ***

Portability is an essential requirement for the library. The key portability issues that show up at the level of system architecture are:

1. Memory usage. We want the code to be able to run on PC-class machines with limited memory. Images should therefore be processed sequentially (in strips), to avoid holding the whole image in memory at once. Where a full-image buffer is necessary, we should be able to use either virtual memory or temporary files.

2. Near/far pointer distinction. To run efficiently on 80x86 machines, the code should distinguish "small" objects (kept in near data space) from "large" ones (kept in far data space). This is an annoying restriction, but fortunately it does not impact code quality for less brain-damaged machines, and the source code clutter turns out to be minimal with sufficient use of pointer typedefs.

3. Data precision. We assume that "char" is at least 8 bits, "short" and "int" at least 16, "long" at least 32. The code will work fine with larger data sizes, although memory may be used inefficiently in some cases. However, the JPEG compressed datastream must ultimately appear on external storage as a sequence of 8-bit bytes if it is to conform to the standard. This may pose a problem on machines where char is wider than 8 bits. The library represents compressed data as an array of values of typedef JOCTET. If no data type exactly 8 bits wide is available, custom data source and data destination modules must be written to unpack and pack the chosen JOCTET datatype into 8-bit external representation.

*** System overview ***

The compressor and decompressor are each divided into two main sections: the JPEG compressor or decompressor proper, and the preprocessing or postprocessing functions. The interface between these two sections is the image data that the official JPEG spec regards as its input or output: this data is in the colorspace to be used for compression, and it is downsampled to the sampling factors to be used. The preprocessing and postprocessing steps are responsible for converting a normal image representation to or from this form. (Those few applications that want to deal with YCbCr downsampled data can skip the preprocessing or postprocessing step.)

Looking more closely, the compressor library contains the following main elements:

Preprocessing:

- * Color space conversion (e.g., RGB to YCbCr).
- * Edge expansion and downsampling. Optionally, this step can do simple smoothing --- this is often helpful for low-quality source data.

JPEG proper:

- * MCU assembly, DCT, quantization.
- * Entropy coding (sequential or progressive, Huffman or arithmetic).

In addition to these modules we need overall control, marker generation, and support code (memory management & error handling). There is also a

module responsible for physically writing the output data --- typically this is just an interface to `fwrite()`, but some applications may need to do something else with the data.

The decompressor library contains the following main elements:

JPEG proper:

- * Entropy decoding (sequential or progressive, Huffman or arithmetic).
- * Dequantization, inverse DCT, MCU disassembly.

Postprocessing:

- * Upsampling. Optionally, this step may be able to do more general rescaling of the image.
- * Color space conversion (e.g., YCbCr to RGB). This step may also provide gamma adjustment [currently it does not].
- * Optional color quantization (e.g., reduction to 256 colors).
- * Optional

color precision reduction (e.g., 24-bit to 15-bit color).

[This feature is not currently implemented.]

We also need overall control, marker parsing, and a data source module.

The support code (memory management & error handling) can be shared with the compression half of the library.

There may be several implementations of each of these elements, particularly in the decompressor, where a wide range of speed/quality tradeoffs is very useful. It must be understood that some of the best speedups involve merging adjacent steps in the pipeline. For example, upsampling, color space conversion, and color quantization might all be done at once when using a low-quality ordered-dither technique. The system architecture is designed to allow such merging where appropriate.

Note: it is convenient to regard edge expansion (padding to block boundaries) as a preprocessing/postprocessing function, even though the JPEG spec includes it in compression/decompression. We do this because

downsampling/upsampling

can be simplified a little if they work on padded data: it's not necessary to have special cases at the right and bottom edges. Therefore the interface buffer is always an integral number of blocks wide and high, and we expect compression preprocessing to pad the source data properly. Padding will occur only to the next block (`block_size-sample`) boundary. In an interleaved-scan situation, additional dummy blocks may be used to fill out MCUs, but the MCU assembly and disassembly logic will create or discard these blocks internally. (This is advantageous for speed reasons, since we avoid DCTing the dummy blocks. It also permits a small reduction in file size, because the compressor can choose dummy block contents so as to minimize their size in compressed form. Finally, it makes the interface buffer specification independent of whether the file is actually interleaved or not.)

Applications that wish to deal directly with the downsampled data must provide similar buffering and padding for odd-sized images.

*** Poor man's object-oriented programming ***

It should be clear by now that we have a lot of quasi-independent processing steps, many of which have several possible behaviors. To avoid cluttering the code with lots of switch statements, we use a simple form of object-style programming to separate out the different possibilities.

For example, two different color quantization algorithms could be implemented as two separate modules that present the same external interface; at runtime, the calling code will access the proper module indirectly through an "object".

We can get the limited features we need while staying within portable C. The basic tool is a function pointer. An "object" is just a struct containing one or more function pointer fields, each of which corresponds to a method name in real object-oriented languages. During initialization we fill in the function pointers with references to whichever module we have determined we need to use in this run. Then invocation of the module is done by indirecting through a function pointer; on most machines this is no more expensive than a switch statement, which would be the only other way of making the required run-time choice. The really significant benefit, of course, is keeping the source code clean and well structured.

We can also arrange to have private storage that varies between different implementations of the same kind of object. We do this by making all the module-specific object structs be separately allocated entities, which will be accessed via pointers in the master compression or decompression struct. The "public" fields or methods for a given kind of object are specified by a commonly known struct. But a module's initialization code can allocate a larger struct that contains the common struct as its first member, plus additional private fields. With appropriate pointer casting, the module's internal functions can access these private fields.

(For a simple example, see `jdatadst.c`, which implements the external interface specified by struct `jpeg_destination_mgr`, but adds extra fields.)

(Of course this would all be a lot easier if we were using C++, but we are not yet prepared to assume that everyone has a C++ compiler.)

An important benefit of this scheme is that it is easy to provide multiple versions of any method, each tuned to a particular case. While a lot of precalculation might be done to select an optimal implementation of a method, the cost per invocation is constant. For example, the upsampling step might

have a "generic" method, plus one or more "hardwired" methods for the most popular sampling factors; the hardwired methods would be faster because they'd use straight-line code instead of for-loops. The cost to determine which method to use is paid only once, at startup, and the selection criteria are hidden from the callers of the method.

This plan differs a little bit from usual object-oriented structures, in that only one instance of each object class will exist during execution. The reason for having the class structure is that on different runs we may create different instances (choose to execute different modules). You can think of the term "method" as denoting the common interface presented by a particular set of interchangeable functions, and "object" as denoting a group of related methods, or the total shared interface behavior of a group of modules.

*** Overall control structure ***

We previously mentioned the need for overall control logic in the compression and decompression libraries. In IJG implementations prior to v5, overall control was mostly provided by "pipeline control" modules, which proved to be large, unwieldy, and hard to understand. To improve the situation, the control logic has been subdivided into multiple modules. The control modules consist of:

1. Master control for module selection and initialization. This has two responsibilities:

1A. Startup

initialization at the beginning of image processing.

The individual processing modules to be used in this run are selected and given initialization calls.

1B. Per-pass control. This determines how many passes will be performed and calls each active processing module to configure itself

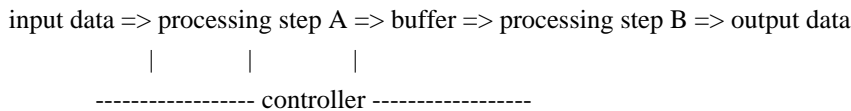
appropriately at the beginning of each pass. End-of-pass processing, where necessary, is also invoked from the master control module.

Method selection is partially distributed, in that a particular processing module may contain several possible implementations of a particular method, which it will select among when given its initialization call. The master control code need only be concerned with decisions that affect more than one module.

2. Data buffering control. A separate control module exists for each inter-processing-step data buffer. This module is responsible for invoking the processing steps that write or read that data buffer.

Each

buffer controller sees the world as follows:



The controller knows the dataflow requirements of steps A and B: how much data they want to accept in one chunk and how much they output in one chunk. Its function is to manage its buffer and call A and B at the proper times.

A data buffer control module may itself be viewed as a processing step by a higher-level control module; thus the control modules form a binary tree with elementary processing steps at the leaves of the tree.

The control modules are objects. A considerable amount of flexibility can be had by replacing implementations of a control module. For example:

- * Merging of adjacent steps in the pipeline is done by replacing a control module and its pair of processing-step modules with a single processing-step module.

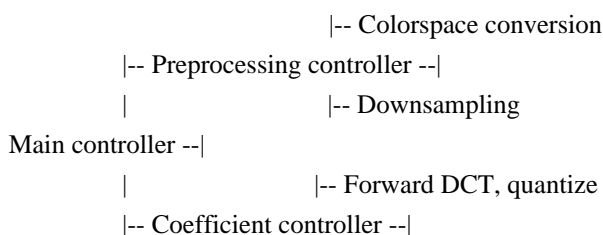
(Hence the possible merges are determined by the tree of control modules.)

- * In some processing modes, a given interstep buffer need only be a "strip" buffer large enough to accommodate the desired data chunk sizes. In other modes, a full-image buffer is needed and several passes are required. The control module determines which kind of buffer is used and manipulates virtual array buffers as needed. One or both processing steps may be unaware of the multi-pass behavior.

In theory, we might be able to make all of the data buffer controllers interchangeable and provide just one set of implementations for all. In practice, each one contains considerable special-case processing for its particular job. The buffer controller concept should be regarded as an overall system structuring principle, not as a complete description of the task performed by any one controller.

*** Compression object structure ***

Here is a sketch of the logical structure of the JPEG compression library:



|-- Entropy encoding

This sketch also describes the flow of control (subroutine calls) during typical image data processing. Each of the components shown in the diagram is an "object" which may have several different implementations available. One or more source code files contain the actual implementation(s) of each object.

The objects shown above are:

- * Main controller: buffer controller for the subsampled-data buffer, which holds the preprocessed input data. This controller invokes preprocessing to fill the subsampled-data buffer, and JPEG compression to empty it. There is usually no need for a full-image buffer here; a strip buffer is adequate.
- * Preprocessing controller: buffer controller for the downsampling input data buffer, which lies between colorspace conversion and downsampling. Note that a unified conversion/downsampling module would probably replace this controller entirely.
- * Colorspace conversion: converts application image data into the desired JPEG color space; also changes the data from pixel-interleaved layout to separate component planes. Processes one pixel row at a time.
- * Downsampling: performs reduction of chroma components as required. Optionally may perform pixel-level smoothing as well. Processes a "row group" at a time, where a row group is defined as V_{max} pixel rows of each component before downsampling, and V_k sample rows afterwards (remember V_k differs across components). Some downsampling or smoothing algorithms may require context rows above and below the current row group; the preprocessing controller is responsible for supplying these rows via proper buffering. The downsampler is responsible for edge expansion at the right edge (i.e., extending each sample row to a multiple of `block_size` samples); but the preprocessing controller is responsible for vertical edge expansion (i.e., duplicating the bottom sample row as needed to make a multiple of `block_size` rows).
- * Coefficient controller: buffer controller for the DCT-coefficient data. This controller handles MCU assembly, including insertion of dummy DCT blocks when needed at the right or bottom edge. When performing Huffman-code optimization or emitting a multiscan JPEG file, this controller is responsible for buffering the full image. The equivalent of one fully interleaved MCU row of subsampled data is processed per call, even when the JPEG file is noninterleaved.
- * Forward DCT and quantization: Perform DCT, quantize, and emit coefficients. Works on one or more DCT blocks at a time. (Note: the coefficients

are now

emitted in normal array order, which the entropy encoder is expected to convert to zigzag order as necessary. Prior versions of the IJG code did the conversion to zigzag order within the quantization step.)

* Entropy encoding: Perform Huffman or arithmetic entropy coding and emit the coded data to the data destination module. Works on one MCU per call. For progressive JPEG, the same DCT blocks are fed to the entropy coder during each pass, and the coder must emit the appropriate subset of coefficients.

In addition to the above objects, the compression library includes these objects:

* Master control: determines the number of passes required, controls overall and per-pass initialization of the other modules.

* Marker writing: generates JPEG markers (except for RSTn, which is emitted by the entropy encoder when needed).

* Data destination manager: writes the output JPEG datastream to its final destination (e.g., a file). The destination manager supplied with the library knows how to write to a stdio stream or to a memory buffer; for other behaviors, the surrounding application may provide its own destination manager.

* Memory manager: allocates and releases memory, controls virtual arrays (with backing store management, where required).

* Error handler: performs formatting and output of error and trace messages; determines handling of nonfatal errors. The surrounding application may override some or all of this object's methods to change error handling.

* Progress monitor: supports output of "percent-done" progress reports. This object represents an optional callback to the surrounding application: if wanted, it must be supplied by the application.

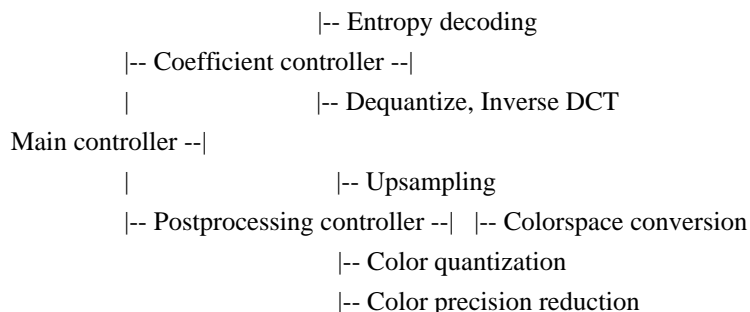
The error handler, destination manager, and progress monitor objects are defined as separate objects in order to simplify application-specific customization of the JPEG library. A surrounding application may override individual methods or supply its own all-new implementation of one of these objects. The object interfaces for these objects are therefore treated as part of the application interface of the library, whereas the other objects are internal to the library.

The error handler and memory manager are shared by JPEG compression and

decompression; the progress monitor, if used, may be shared as well.

*** Decompression object structure ***

Here is a sketch of the logical structure of the JPEG decompression library:



As before, this diagram also represents typical control flow. The objects shown are:

- * Main controller: buffer controller for the subsampled-data buffer, which holds the output of JPEG decompression proper. This controller's primary task is to feed the postprocessing procedure. Some upsampling algorithms may require context rows above and below the current row group; when this is true, the main controller is responsible for managing its buffer so as to make context rows available. In the current design, the main buffer is always a strip buffer; a full-image buffer is never required.
- * Coefficient controller: buffer controller for the DCT-coefficient data. This controller handles MCU disassembly, including deletion of any dummy DCT blocks at the right or bottom edge. When reading a multiscan JPEG file, this controller is responsible for buffering the full image. (Buffering DCT coefficients, rather than samples, is necessary to support progressive JPEG.) The equivalent of one fully interleaved MCU row of subsampled data is processed per call, even when the source JPEG file is noninterleaved.
- * Entropy decoding: Read coded data from the data source module and perform Huffman or arithmetic entropy decoding. Works on one MCU per call. For progressive JPEG decoding, the coefficient controller supplies the prior coefficients of each MCU (initially all zeroes), which the entropy decoder modifies in each scan.
- * Dequantization and inverse DCT: like it says. Note that the coefficients buffered by the coefficient controller have NOT been dequantized; we merge dequantization and inverse DCT into a single step for speed reasons. When scaled-down output is asked for, simplified DCT algorithms may be used

that need fewer coefficients and emit fewer samples per DCT block, not the full 8x8. Works on one DCT block at a time.

- * Postprocessing controller: buffer controller for the color quantization input buffer, when quantization is in use. (Without quantization, this controller just calls the upsampler.) For two-pass quantization, this controller is responsible for buffering the full-image data.
- * Upsampling: restores chroma components to full size. (May support more general output rescaling, too. Note that if undersized DCT outputs have been emitted by the DCT module, this module must adjust so that properly sized outputs are created.) Works on one row group at a time. This module also calls the color conversion module, so its top level is effectively a buffer controller for the upsampling->color conversion buffer. However, in all but the highest-quality operating modes, upsampling and color conversion are likely to be merged into a single step.
- * Colorspace conversion: convert from JPEG color space to output color space, and change data layout from separate component planes to pixel-interleaved. Works on one pixel row at a time.
- * Color quantization: reduce the data to colormapped form, using either an externally specified colormap or an internally generated one. This module is not used for full-color output. Works on one pixel row at a time; may require two passes to generate a color map. Note that the output will always be a single component representing colormap indexes. In the current design, the output values are JSAMPLEs, so an 8-bit compilation cannot quantize to more than 256 colors. This is unlikely to be a problem in practice.
- * Color reduction: this module handles color precision reduction, e.g., generating 15-bit color (5 bits/primary) from JPEG's 24-bit output. Not quite clear yet how this should be handled... should we merge it with colorspace conversion???

Note that some high-speed operating modes might condense the entire postprocessing sequence to a single module (upsample, color convert, and quantize in one step).

In addition to the above objects, the decompression library includes these objects:

- * Master control: determines the number of passes required, controls overall and per-pass initialization of the other modules. This is subdivided into input and output control: `jdinput.c` controls only input-side processing,

while `jdmaster.c` handles overall initialization and output-side control.

- * Marker reading: decodes JPEG markers (except for RSTn).
- * Data source manager: supplies the input JPEG datastream. The source manager supplied with the library knows how to read from a `stdio` stream or from a memory buffer; for other behaviors, the surrounding application may provide its own source manager.
- * Memory manager: same as for compression library.
- * Error handler: same as for compression library.
- * Progress monitor: same as for compression library.

As with compression, the data source manager, error handler, and progress monitor are candidates for replacement by a surrounding application.

*** Decompression input and output separation ***

To support efficient incremental display of progressive JPEG files, the decompressor is divided into two sections that can run independently:

1. Data input includes marker parsing, entropy decoding, and input into the coefficient controller's DCT coefficient buffer. Note that this processing is relatively cheap and fast.
2. Data output reads from the DCT coefficient buffer and performs the IDCT and all postprocessing steps.

For a progressive JPEG file, the data input processing is allowed to get arbitrarily far ahead of the data output processing. (This occurs only if the application calls `jpeg_consume_input()`; otherwise input and output run in lockstep, since the input section is called only when the output section needs more data.) In this way the application can avoid making extra display passes when data is arriving faster than the display pass can run. Furthermore, it is possible to abort an output pass without losing anything, since the coefficient buffer is read-only as far as the output section is concerned. See `libjpeg.txt` for more detail.

A full-image coefficient array is only created if the JPEG file has multiple scans (or if the application specifies buffered-image mode anyway). When reading a single-scan file, the coefficient controller normally creates only a one-MCU buffer, so input and output processing must run in lockstep in this case. `jpeg_consume_input()` is effectively a no-op in this situation.

The main impact of dividing the decompressor in this fashion is that we must be very careful with shared variables in the cinfo data structure. Each variable that can change during the course of decompression must be classified as belonging to data input or data output, and each section must look only at its own variables. For example, the data output section may not depend on any of the variables that describe the current scan in the JPEG file, because these may change as the data input section advances into a new scan.

The progress monitor is (somewhat arbitrarily) defined to treat input of the file as one pass when buffered-image mode is not used, and to ignore data input work completely when buffered-image mode is used. Note that the library has no reliable way to predict the number of passes when dealing with a progressive JPEG file, nor can it predict the number of output passes in buffered-image mode. So the work estimate is inherently bogus anyway.

No comparable division is currently made in the compression library, because there isn't any real need for it.

*** Data formats ***

Arrays of pixel sample values use the following data structure:

```
typedef something JSAMPLE; a pixel component value, 0..MAXJSAMPLE
typedef JSAMPLE *JSAMPROW; ptr to a row of samples
typedef JSAMPROW *JSAMPARRAY; ptr to a list of rows
typedef JSAMPARRAY *JSAMPIMAGE; ptr to a list of color-component arrays
```

The basic element type JSAMPLE will typically be one of unsigned char, (signed) char, or short. Short will be used if samples wider than 8 bits are to be supported (this is a compile-time option). Otherwise, unsigned char is used if possible. If the compiler only supports signed chars, then it is necessary to mask off the value when reading. Thus, all reads of JSAMPLE values must be coded as "GETJSAMPLE(value)", where the macro will be defined as "((value) & 0xFF)" on signed-char machines and "((int) (value))" elsewhere.

With these conventions, JSAMPLE values can be assumed to be ≥ 0 . This helps simplify correct rounding during downsampling, etc. The JPEG standard's specification that sample values run from -128..127 is accommodated by subtracting 128 from the sample value in the DCT step. Similarly, during decompression the output of the IDCT step will be immediately shifted back to 0..255. (NB: different values are required when 12-bit samples are in use. The code is written in terms of MAXJSAMPLE and CENTERJSAMPLE, which will be defined as 255 and 128 respectively in an 8-bit implementation, and as 4095

and 2048 in a 12-bit implementation.)

We use a pointer per row, rather than a two-dimensional JSAMPLE array. This choice costs only a small amount of memory and has several benefits:

- * Code using the data structure doesn't need to know the allocated width of the rows. This simplifies edge expansion/compression, since we can work in an array that's wider than the logical picture width.
- * Indexing doesn't require multiplication; this is a performance win on many machines.
- * Arrays with more than 64K total elements can be supported even on machines where malloc() cannot allocate chunks larger than 64K.
- * The rows forming a component array may be allocated at different times without extra copying. This trick allows some speedups in smoothing steps that need access to the previous and next rows.

Note that each color component is stored in a separate array; we don't use the traditional layout in which the components of a pixel are stored together.

This simplifies coding of modules that work on each component independently,

because they don't need to know how many components there are. Furthermore, we can read or write each component to a temporary file independently, which is helpful when dealing with noninterleaved JPEG files.

In general, a specific sample value is accessed by code such as

```
GETJSAMPLE(image[colorcomponent][row][col])
```

where col is measured from the image left edge, but row is measured from the first sample row currently in memory. Either of the first two indexings can be precomputed by copying the relevant pointer.

Since most image-processing applications prefer to work on images in which the components of a pixel are stored together, the data passed to or from the surrounding application uses the traditional convention: a single pixel is represented by N consecutive JSAMPLE values, and an image row is an array of (# of color components)*(image width) JSAMPLEs. One or more rows of data can be represented by a pointer of type JSAMPARRAY in this scheme.

This scheme is

converted to component-wise storage inside the JPEG library. (Applications that want to skip JPEG preprocessing or postprocessing will have to contend with component-wise storage.)

Arrays of DCT-coefficient values use the following data structure:

```
typedef short JCOEF; a 16-bit signed integer
typedef JCOEF JBLOCK[DCTSIZE2]; an 8x8 block of coefficients
typedef JBLOCK *JBLOCKROW; ptr to one horizontal row of 8x8 blocks
```

```
typedef JBLOCKROW *JBLOCKARRAY; ptr to a list of such rows
typedef JBLOCKARRAY *JBLOCKIMAGE; ptr to a list of color component arrays
```

The underlying type is at least a 16-bit signed integer; while "short" is big enough on all machines of interest, on some machines it is preferable to use "int" for speed reasons, despite the storage cost. Coefficients are grouped into 8x8 blocks (but we always use #defines DCTSIZE and DCTSIZE2 rather than "8" and "64").

The contents of a coefficient block may be in either "natural" or zigzagged order, and may be true values or divided by the quantization coefficients, depending on where the block is in the processing pipeline. In the current library, coefficient blocks are kept in natural order everywhere; the entropy codecs zigzag or dezigzag the data as it is written or read. The blocks contain quantized coefficients everywhere outside the DCT/IDCT subsystems. (This latter decision may need to be revisited to support variable quantization a la JPEG Part 3.)

Notice that the allocation unit is now a row of 8x8 coefficient blocks, corresponding to block_size rows of samples. Otherwise the structure is much the same as for samples, and for the same reasons.

On machines where malloc() can't handle a request bigger than 64Kb, this data structure limits us to rows of less than 512 JBLOCKS, or a picture width of 4000+ pixels. This seems an acceptable restriction.

On 80x86 machines, the bottom-level pointer types (JSAMPROW and JBLOCKROW) must be declared as "far" pointers, but the upper levels can be "near" (implying that the pointer lists are allocated in the DS segment). We use a #define symbol FAR, which expands to the "far" keyword when compiling on 80x86 machines and to nothing elsewhere.

*** Suspendable processing ***

In some applications it is desirable to use the JPEG library as an incremental, memory-to-memory filter. In this situation the data source or destination may be a limited-size buffer, and we can't rely on being able to empty or refill the buffer at arbitrary times. Instead the application would like to have control return from the library at buffer overflow/underrun, and then resume compression or decompression at a later time.

This scenario is supported for simple cases. (For anything more complex, we recommend that the application "bite the bullet" and develop real multitasking capability.) The libjpeg.txt file goes into more detail about the usage and

limitations of this capability; here we address the implications for library structure.

The

essence of the problem is that the entropy codec (coder or decoder) must be prepared to stop at arbitrary times. In turn, the controllers that call the entropy codec must be able to stop before having produced or consumed all the data that they normally would handle in one call. That part is reasonably straightforward: we make the controller call interfaces include "progress counters" which indicate the number of data chunks successfully processed, and we require callers to test the counter rather than just assume all of the data was processed.

Rather than trying to restart at an arbitrary point, the current Huffman codecs are designed to restart at the beginning of the current MCU after a suspension due to buffer overflow/underrun. At the start of each call, the codec's internal state is loaded from permanent storage (in the JPEG object structures) into local variables. On successful completion of the MCU, the permanent state is updated. (This copying is not very expensive, and may even lead to *improved* performance if the local variables can be registerized.) If a suspension occurs, the codec simply returns without updating the state, thus effectively reverting to the start of the MCU. Note that this implies leaving some data unprocessed in the source/destination buffer (ie, the compressed partial MCU). The data source/destination module interfaces are specified so as to make this possible. This also implies that the data buffer must be large enough to hold a worst-case compressed MCU; a couple thousand bytes should be enough.

In a successive-approximation AC refinement scan, the progressive Huffman decoder has to be able to undo assignments of newly nonzero coefficients if it suspends before the MCU is complete, since decoding requires distinguishing previously-zero and previously-nonzero coefficients. This is a bit tedious but probably won't have much effect on performance. Other variants of Huffman decoding need not worry about this, since they will just store the same values again if forced to repeat the MCU.

This approach would probably not work for an arithmetic codec, since its modifiable state is quite large and couldn't be copied cheaply. Instead it would have to suspend and resume exactly at the point of the buffer end.

The JPEG marker reader is designed to cope with suspension at an arbitrary point. It does so by backing up to the start of the marker parameter segment, so the data buffer must be big enough to hold the largest marker of interest. Again, a couple KB should be adequate. (A special "skip" convention is used to bypass COM and APPn markers, so these can be larger than the buffer size without causing problems; otherwise a 64K buffer would be needed in the worst

case.)

The JPEG marker writer currently does **not** cope with suspension. We feel that this is not necessary; it is much easier simply to require the application to ensure there is enough buffer space before starting. (An empty 2K

buffer is more than sufficient for the header markers; and ensuring there are a dozen or two bytes available before calling `jpeg_finish_compress()` will suffice for the trailer.) This would not work for writing multi-scan JPEG files, but we simply do not intend to support that capability with suspension.

*** Memory manager services ***

The JPEG library's memory manager controls allocation and deallocation of memory, and it manages large "virtual" data arrays on machines where the operating system does not provide virtual memory. Note that the same memory manager serves both compression and decompression operations.

In all cases, allocated objects are tied to a particular compression or decompression master record, and they will be released when that master record is destroyed.

The memory manager does not provide explicit deallocation of objects. Instead, objects are created in "pools" of free storage, and a whole pool can be freed at once. This approach helps prevent storage-leak bugs, and it speeds up operations whenever `malloc/free` are slow (as they often are). The pools can be regarded as lifetime identifiers for objects. Two pools/lifetimes are defined:

- * `JPOOL_PERMANENT` lasts until master record is destroyed

- * `JPOOL_IMAGE` lasts until done with image (JPEG datastream)

Permanent lifetime is used for parameters and tables that should be carried across from one datastream to another; this includes all application-visible parameters. Image lifetime is used for everything else. (A third lifetime, `JPOOL_PASS` = one processing pass, was originally planned. However it was dropped as not being worthwhile. The actual usage patterns are such that the peak memory usage would be about the same anyway; and having per-pass storage substantially complicates the virtual memory allocation rules --- see below.)

The memory manager deals with three kinds of object:

1. "Small" objects. Typically these require no more than 10K-20K total.
2. "Large" objects. These may require tens to hundreds of K depending on image size. Semantically they behave the same as small objects, but we distinguish them for two reasons:

- * On MS-DOS machines, large objects are referenced by FAR pointers,

small objects by NEAR pointers.

* Pool allocation heuristics may differ for large and small objects.

Note that individual "large" objects cannot exceed the size allowed by type size_t, which may be 64K or less on some machines.

3. "Virtual" objects. These are large 2-D arrays of JSAMPLEs or JBLOCKs (typically large enough for the entire image being processed). The memory manager provides stripwise access to these arrays. On machines without virtual memory, the rest of the array may be swapped out to a temporary file.

(Note: JSAMPARRAY and JBLOCKARRAY data structures are a combination of large objects for the data proper and small objects for the row pointers. For convenience and speed, the memory manager provides single routines to create these structures. Similarly, virtual arrays include a small control block and a JSAMPARRAY or JBLOCKARRAY working buffer, all created with one call.)

In the present implementation, virtual arrays are only permitted to have image lifespan. (Permanent lifespan would not be reasonable, and pass lifespan is not very useful since a virtual array's raison d'etre is to store data for multiple passes through the image.) We also expect that only "small" objects will be given permanent lifespan, though this restriction is not required by the memory manager.

In a non-virtual-memory machine, some performance benefit can be gained by making the in-memory buffers for virtual arrays be as large as possible. (For small images, the buffers might fit entirely in memory, so blind swapping would be very wasteful.) The memory manager will adjust the height of the buffers to fit within a prespecified maximum memory usage. In order to do this in a reasonably optimal fashion, the manager needs to allocate all of the virtual arrays at once. Therefore, there isn't a one-step allocation routine for virtual arrays; instead, there is a "request" routine that simply allocates the control block, and a "realize" routine (called just once) that determines space allocation and creates all of the actual buffers. The realize routine must allow for space occupied by non-virtual large objects. (We don't bother to factor in the space needed for small objects, on the grounds that it isn't worth the trouble.)

To support all this, we establish the following protocol for doing business with the memory manager:

1. Modules must request virtual arrays (which may have only image lifespan) during the initial setup phase, i.e., in their jinit_xxx routines.
2. All "large" objects (including JSAMPARRAYs and JBLOCKARRAYs) must also be allocated during initial setup.
3. realize_virt_arrays will be called at the completion of initial setup.

The above conventions ensure that

sufficient information is available

for it to choose a good size for virtual array buffers.

Small objects of any lifespan may be allocated at any time. We expect that the total space used for small objects will be small enough to be negligible in the `realize_virt_arrays` computation.

In a virtual-memory machine, we simply pretend that the available space is infinite, thus causing `realize_virt_arrays` to decide that it can allocate all the virtual arrays as full-size in-memory buffers. The overhead of the virtual-array access protocol is very small when no swapping occurs.

A virtual array can be specified to be "pre-zeroed"; when this flag is set, never-yet-written sections of the array are set to zero before being made available to the caller. If this flag is not set, never-written sections of the array contain garbage. (This feature exists primarily because the equivalent logic would otherwise be needed in `jdcoefct.c` for progressive JPEG mode; we may as well make it available for possible other uses.)

The first write pass on a virtual array is required to occur in top-to-bottom order; read passes, as well as any write passes after the first one, may access the array in any order. This restriction exists partly to simplify the virtual array control logic, and partly because some file systems may not support seeking beyond the current end-of-file in a temporary file. The main implication of this restriction is that rearrangement of rows (such as converting top-to-bottom data order to bottom-to-top) must be handled while reading data out of the virtual array, not while putting it in.

*** Memory manager internal structure ***

To isolate system dependencies as much as possible, we have broken the memory manager into two parts. There is a reasonably system-independent "front end" (`jmemmgr.c`) and a "back end" that contains only the code likely to change across systems. All of the memory management methods outlined above are implemented by the front end.

The back end provides the following routines for use by the front end (none of these routines are known to the rest of the JPEG code):

`jpeg_mem_init`, `jpeg_mem_term` system-dependent initialization/shutdown

`jpeg_get_small`, `jpeg_free_small` interface to `malloc` and `free` library routines (or their equivalents)

`jpeg_get_large`, `jpeg_free_large` interface to `FAR malloc/free` in MSDOS machines; else usually the same as `jpeg_get_small/jpeg_free_small`

jpeg_mem_available estimate available memory

jpeg_open_backing_store create a backing-store object

read_backing_store, manipulate a backing-store object

write_backing_store,

close_backing_store

On some systems there will be more than one type of backing-store object (specifically, in MS-DOS a backing store file might be an area of extended memory as well as a disk file). jpeg_open_backing_store is responsible for choosing how to implement a given object. The read/write/close routines are method pointers in the structure that describes a given object; this lets them be different for different object types.

It may be necessary to ensure that backing store objects are explicitly released upon abnormal program termination. For example, MS-DOS won't free extended memory by itself. To support this, we will expect the main program or surrounding application to arrange to call self_destruct (typically via jpeg_destroy) upon abnormal termination. This may require a SIGINT signal handler or equivalent. We don't want to have the back end module install its own signal handler, because that would pre-empt the surrounding application's ability to control signal handling.

The IJG distribution includes several memory manager back end implementations. Usually the same back end should be suitable for all applications on a given system, but it is possible for an application to supply its own back end at need.

*** Implications of DNL marker ***

Some JPEG files may use a DNL marker to postpone definition of the image height

(this would be useful for a fax-like scanner's output, for instance).

In these files the SOF marker claims the image height is 0, and you only find out the true image height at the end of the first scan.

We could read these files as follows:

1. Upon seeing zero image height, replace it by 65535 (the maximum allowed).
2. When the DNL is found, update the image height in the global image descriptor.

This implies that control modules must avoid making copies of the image height, and must re-test for termination after each MCU row. This would be easy enough to do.

In cases where image-size data structures are allocated, this approach will result in very inefficient use of virtual memory or much-larger-than-necessary temporary files. This seems acceptable for something that probably won't be a mainstream usage. People might have to forgo use of memory-hogging options (such as two-pass color quantization or noninterleaved JPEG files) if they want efficient conversion of such files.

(One could improve efficiency by demanding a user-supplied upper bound for the height, less than 65536; in most cases it could be much less.)

The standard also permits the SOF marker to overestimate the image height, with a DNL to give the true, smaller height at the end of the first scan. This would solve the space problems if the overestimate wasn't too great. However, it implies that you don't even know whether DNL will be used.

This leads to a couple of very serious objections:

1. Testing for a DNL marker must occur in the inner loop of the decompressor's Huffman decoder; this implies a speed penalty whether the feature is used or not.
2. There is no way to hide the last-minute change in image height from an application using the decoder. Thus *every* application using the IJG library would suffer a complexity penalty whether it cared about DNL or not.

We currently do not support DNL because of these problems.

A different approach is to insist that DNL-using files be preprocessed by a separate program that reads ahead to the DNL, then goes back and fixes the SOF marker. This is a much simpler solution and is probably far more efficient. Even if one wants piped input, buffering the first scan of the JPEG file needs a lot smaller temp file than is implied by the maximum-height method. For this approach we'd simply treat DNL as a no-op in the decompressor (at most, check that it matches the SOF image height).

We will not worry about making the compressor capable of outputting DNL. Something similar to the first scheme above could be applied if anyone ever wants to make that work.

Found in path(s):

* /opt/cola/permits/1103525591_1607965476.8/0/jpeg-9c-master-zip/jpeg-9c-master/structure.txt
No license file was found, but licenses were detected in source scan.

USING THE IJG JPEG LIBRARY

Copyright (C) 1994-2013, Thomas G. Lane, Guido Vollbeding.

This file is part of the Independent JPEG Group's software.

For conditions of distribution and use, see the accompanying README file.

This file describes how to use the IJG JPEG library within an application program. Read it if you want to write a program that uses the library.

The file `example.c` provides heavily commented skeleton code for calling the JPEG library. Also see `jpeglib.h` (the include file to be used by application programs) for full details about data structures and function parameter lists. The library source code, of course, is the ultimate reference.

Note that there have been *major* changes from the application interface presented by IJG version 4 and earlier versions. The old design had several inherent limitations, and it had accumulated a lot of cruft as we added features while trying to minimize application-interface changes. We have sacrificed backward compatibility in the version 5 rewrite, but we think the improvements justify this.

TABLE OF CONTENTS

Overview:

- Functions provided by the library

- Outline of typical usage

Basic library usage:

- Data formats

- Compression details

- Decompression details

- Mechanics of usage: include files, linking, etc

Advanced features:

- Compression parameter selection

- Decompression parameter selection

- Special color spaces

- Error handling

- Compressed data handling (source and destination managers)

- I/O suspension

- Progressive JPEG support

- Buffered-image mode

- Abbreviated datastreams and multiple images

- Special markers

- Raw (downsampled) image data

- Really raw data: DCT coefficients

- Progress monitoring

- Memory management

- Memory usage

- Library compile-time options

- Portability considerations

- Notes for MS-DOS implementors

You should read at least the overview and basic usage sections before trying to program with the library.

The sections on advanced features can be read if and when you need them.

OVERVIEW

=====

Functions provided by the library

The IJG JPEG library provides C code to read and write JPEG-compressed image files. The surrounding application program receives or supplies image data a scanline at a time, using a straightforward uncompressed image format. All details of color conversion and other preprocessing/postprocessing can be handled by the library.

The library includes a substantial amount of code that is not covered by the JPEG standard but is necessary for typical applications of JPEG. These functions preprocess the image before JPEG compression or postprocess it after decompression. They include colorspace conversion, downsampling/upsampling, and color quantization. The application indirectly selects use of this code by specifying the format in which it wishes to supply or receive image data. For example, if colormapped output is requested, then the decompression library automatically invokes color quantization.

A wide range of quality vs. speed tradeoffs are possible in JPEG processing, and even more so in decompression postprocessing. The decompression library provides multiple implementations that cover most of the useful tradeoffs, ranging from very-high-quality down to fast-preview operation. On the compression side we have generally not provided low-quality choices, since compression is normally less time-critical. It should be understood that the low-quality modes may not meet the JPEG standard's accuracy requirements; nonetheless, they are useful for viewers.

A word about functions **not** provided by the library. We handle a subset of the ISO JPEG standard; most baseline, extended-sequential, and progressive JPEG processes are supported. (Our subset includes all features now in common use.) Unsupported ISO options include:

- * Hierarchical storage
- * Lossless JPEG
- * DNL marker
- * Nonintegral subsampling ratios

We

support 8-bit to 12-bit data precision, but this is a compile-time choice rather than a run-time choice; hence it is difficult to use different precisions in a single application.

By itself, the library handles only interchange JPEG datastreams --- in particular the widely used JFIF file format. The library can be used by surrounding code to process interchange or abbreviated JPEG datastreams that are embedded in more complex file formats. (For example, this library is used by the free LIBTIFF library to support JPEG compression in TIFF.)

Outline of typical usage

The rough outline of a JPEG compression operation is:

```
Allocate and initialize a JPEG compression object
Specify the destination for the compressed data (eg, a file)
Set parameters for compression, including image size & colorspace
jpeg_start_compress(...);
while (scan lines remain to be written)
    jpeg_write_scanlines(...);
jpeg_finish_compress(...);
Release the JPEG compression
object
```

A JPEG compression object holds parameters and working state for the JPEG library. We make creation/destruction of the object separate from starting or finishing compression of an image; the same object can be re-used for a series of image compression operations. This makes it easy to re-use the same parameter settings for a sequence of images. Re-use of a JPEG object also has important implications for processing abbreviated JPEG datastreams, as discussed later.

The image data to be compressed is supplied to `jpeg_write_scanlines()` from in-memory buffers. If the application is doing file-to-file compression, reading image data from the source file is the application's responsibility. The library emits compressed data by calling a "data destination manager", which typically will write the data into a file; but the application can provide its own destination manager to do something else.

Similarly, the rough outline of a JPEG decompression operation is:

```
Allocate and initialize
a JPEG decompression object
Specify the source of the compressed data (eg, a file)
Call jpeg_read_header() to obtain image info
Set parameters for decompression
```

```
jpeg_start_decompress(...);
while (scan lines remain to be read)
    jpeg_read_scanlines(...);
jpeg_finish_decompress(...);
Release the JPEG decompression object
```

This is comparable to the compression outline except that reading the datastream header is a separate step. This is helpful because information about the image's size, colorspace, etc is available when the application selects decompression parameters. For example, the application can choose an output scaling ratio that will fit the image into the available screen size.

The decompression library obtains compressed data by calling a data source manager, which typically will read the data from a file; but other behaviors can be obtained with a custom source manager. Decompressed data is delivered into in-memory buffers passed to `jpeg_read_scanlines()`.

It is possible to abort an incomplete compression or decompression operation by calling `jpeg_abort()`; or, if you do not need to retain the JPEG object, simply release it by calling `jpeg_destroy()`.

JPEG compression and decompression objects are two separate struct types. However, they share some common fields, and certain routines such as `jpeg_destroy()` can work on either type of object.

The JPEG library has no static variables: all state is in the compression or decompression object. Therefore it is possible to process multiple compression and decompression operations concurrently, using multiple JPEG objects.

Both compression and decompression can be done in an incremental memory-to-memory fashion, if suitable source/destination managers are used. See the section on "I/O suspension" for more details.

BASIC LIBRARY USAGE

=====

Data formats

Before diving into procedural details, it is helpful to understand the image data format that the JPEG library expects or returns.

The standard input image format is a rectangular array of pixels, with each pixel having the same number of "component" or "sample" values (color

channels). You must specify how many components there are and the colorspace interpretation of the components. Most applications will use RGB data (three components per pixel) or grayscale data (one component per pixel). PLEASE NOTE THAT RGB DATA IS THREE SAMPLES PER PIXEL, GRAYSCALE ONLY ONE. A remarkable number of people manage to miss this, only to find that their programs don't work with grayscale JPEG files.

There is no provision for colormapped input. JPEG files are always full-color or full grayscale (or sometimes another colorspace such as CMYK). You can feed in a colormapped image by expanding it to full-color format. However JPEG often doesn't work very well with source data that has been colormapped, because of dithering noise. This is discussed in more detail in the JPEG FAQ and the other references mentioned in the README file.

Pixels are stored by scanlines, with each scanline running from left to right. The component values for each pixel are adjacent in the row; for example, R,G,B,R,G,B,R,G,B,... for 24-bit RGB color. Each scanline is an array of data type JSAMPLE --- which is typically "unsigned char", unless you've changed jmorecfg.h. (You can also change the RGB pixel layout, say to B,G,R order, by modifying jmorecfg.h. But see the restrictions listed in that file before doing so.)

A 2-D array of pixels is formed by making a list of pointers to the starts of scanlines; so the scanlines need not be physically adjacent in memory. Even if you process just one scanline at a time, you must make a one-element pointer array to conform to this structure. Pointers to JSAMPLE rows are of type JSAMPROW, and the pointer to the pointer array is of type JSAMPARRAY.

The library accepts or supplies one or more complete scanlines per call. It is not possible to process part of a row at a time. Scanlines are always processed top-to-bottom. You can process an entire image in one call if you have it all in memory, but usually it's simplest to process one scanline at a time.

For best results, source data values should have the precision specified by BITS_IN_JSAMPLE (normally 8 bits). For instance, if you choose to compress data that's only 6 bits/channel, you should left-justify each value in a byte before passing it to the compressor. If you need to compress data that has more than 8 bits/channel, compile with BITS_IN_JSAMPLE = 9 to 12. (See "Library compile-time options", later.)

The data format returned by the decompressor is the same in all details, except that colormapped output is supported. (Again, a JPEG file is never colormapped. But you can ask the decompressor to perform on-the-fly color quantization to deliver colormapped output.) If you request colormapped

output then the returned data array contains a single JSAMPLE per pixel; its value is an index into a color map. The color map is represented as a 2-D JSAMPARRAY in which each row holds the values of one color component, that is, colormap[i][j] is the value of the i'th color component for pixel value (map index) j. Note that since the colormap indexes are stored in JSAMPLEs, the maximum number of colors is limited by the size of JSAMPLE (ie, at most 256 colors for an 8-bit JPEG library).

Compression details

Here we revisit the JPEG compression outline given in the overview.

1. Allocate and initialize a JPEG compression object.

A JPEG compression object is a "struct jpeg_compress_struct". (It also has a bunch of subsidiary structures which are allocated via malloc(), but the application doesn't control those directly.) This struct can be just a local variable in the calling routine, if a single routine is going to execute the whole JPEG compression sequence. Otherwise it can be static or allocated from malloc().

You will also need a structure representing a JPEG error handler. The part of this that the library cares about is a "struct jpeg_error_mgr". If you are providing your own error handler, you'll typically want to embed the jpeg_error_mgr struct in a larger structure; this is discussed later under "Error handling". For now we'll assume you are just using the default error handler. The default error handler will print JPEG error/warning messages on stderr, and it will call exit() if a fatal error occurs.

You must initialize the error handler structure, store a pointer to it into the JPEG object's "err" field, and then call jpeg_create_compress() to initialize the rest of the JPEG object.

Typical code for this step, if you are using the default error handler, is

```
struct jpeg_compress_struct cinfo;
struct jpeg_error_mgr jerr;
...
cinfo.err = jpeg_std_error(&jerr);
jpeg_create_compress(&cinfo);
```

jpeg_create_compress allocates a small amount of memory, so it could fail if you are out of memory. In that case it will

exit via the error handler;
that's why the error handler must be initialized first.

2. Specify the destination for the compressed data (eg, a file).

As previously mentioned, the JPEG library delivers compressed data to a "data destination" module. The library includes one data destination module which knows how to write to a stdio stream. You can use your own destination module if you want to do something else, as discussed later.

If you use the standard destination module, you must open the target stdio stream beforehand. Typical code for this step looks like:

```
FILE * outfile;
...
if ((outfile = fopen(filename, "wb")) == NULL) {
    fprintf(stderr, "can't open %s\n", filename);
    exit(1);
}
jpeg_stdio_dest(&cinfo, outfile);
```

where the last line invokes the standard destination module.

WARNING: it is critical that the binary compressed data be delivered to the output file unchanged. On non-Unix systems the stdio library may perform newline translation or otherwise corrupt binary data. To suppress this behavior, you may need to use a "b" option to fopen (as shown above), or use `setmode()` or another routine to put the stdio stream in binary mode. See `cjpeg.c` and `djpeg.c` for code that has been found to work on many systems.

You can select the data destination after setting other parameters (step 3), if that's more convenient. You may not change the destination between calling `jpeg_start_compress()` and `jpeg_finish_compress()`.

3. Set parameters for compression, including image size & colorspace.

You must supply information about the source image by setting the following fields in the JPEG object (cinfo structure):

```
image_width  Width of image, in pixels
image_height Height of image, in pixels
input_components Number of color channels (samples per pixel)
in_color_space Color space of source image
```

The image dimensions are, hopefully, obvious. JPEG supports image dimensions

of 1 to 64K pixels in either direction. The input color space is typically

RGB

or grayscale, and `input_components` is 3 or 1 accordingly. (See "Special color spaces", later, for more info.) The `in_color_space` field must be assigned one of the `J_COLOR_SPACE` enum constants, typically `JCS_RGB` or `JCS_GRAYSCALE`.

JPEG has a large number of compression parameters that determine how the image is encoded. Most applications don't need or want to know about all these parameters. You can set all the parameters to reasonable defaults by calling `jpeg_set_defaults()`; then, if there are particular values you want to change, you can do so after that. The "Compression parameter selection" section tells about all the parameters.

You must set `in_color_space` correctly before calling `jpeg_set_defaults()`, because the defaults depend on the source image colorspace. However the other three source image parameters need not be valid until you call `jpeg_start_compress()`. There's no harm in calling `jpeg_set_defaults()` more than once, if that happens to be convenient.

Typical

code for a 24-bit RGB source image is

```
cinfo.image_width = Width; /* image width and height, in pixels */
cinfo.image_height = Height;
cinfo.input_components = 3; /* # of color components per pixel */
cinfo.in_color_space = JCS_RGB; /* colorspace of input image */
```

```
jpeg_set_defaults(&cinfo);
/* Make optional parameter settings here */
```

4. `jpeg_start_compress(...)`;

After you have established the data destination and set all the necessary source image info and other parameters, call `jpeg_start_compress()` to begin a compression cycle. This will initialize internal state, allocate working storage, and emit the first few bytes of the JPEG datastream header.

Typical code:

```
jpeg_start_compress(&cinfo, TRUE);
```

The "TRUE" parameter ensures that a complete JPEG interchange datastream will be written. This is appropriate in most cases. If you think you might want to use an abbreviated datastream, read the section on abbreviated datastreams, below.

Once you have called `jpeg_start_compress()`, you may not alter any JPEG parameters or other fields of the JPEG object until you have completed the compression cycle.

5. while (scan lines remain to be written)

```
jpeg_write_scanlines(...);
```

Now write all the required image data by calling `jpeg_write_scanlines()` one or more times. You can pass one or more scanlines in each call, up to the total image height. In most applications it is convenient to pass just one or a few scanlines at a time. The expected format for the passed data is discussed under "Data formats", above.

Image data should be written in top-to-bottom scanline order. The JPEG spec contains some weasel wording about how top and bottom are application-defined terms (a curious interpretation of the English language...) but if you want your files to be compatible with everyone else's, you WILL use top-to-bottom order. If the source data must be read in bottom-to-top order, you can use the JPEG library's virtual array mechanism to invert the data efficiently.

Examples

of this can be found in the sample application `cjpeg`.

The library maintains a count of the number of scanlines written so far in the `next_scanline` field of the JPEG object. Usually you can just use this variable as the loop counter, so that the loop test looks like "`while (cinfo.next_scanline < cinfo.image_height)`".

Code for this step depends heavily on the way that you store the source data. `example.c` shows the following code for the case of a full-size 2-D source array containing 3-byte RGB pixels:

```
JSAMPROW row_pointer[1]; /* pointer to a single row */
int row_stride; /* physical row width in buffer */

row_stride = image_width * 3; /* JSAMPLEs per row in image_buffer */

while (cinfo.next_scanline < cinfo.image_height) {
    row_pointer[0] = & image_buffer[cinfo.next_scanline * row_stride];
    jpeg_write_scanlines(&cinfo, row_pointer, 1);
}
```

`jpeg_write_scanlines()` returns the number of scanlines actually written.

This will normally be equal to the number passed in, so you can usually

ignore the return value. It is different in just two cases:

- * If you try to write more scanlines than the declared image height,

the additional scanlines are ignored.

* If you use a suspending data destination manager, output buffer overrun will cause the compressor to return before accepting all the passed lines. This feature is discussed under "I/O suspension", below. The normal stdio destination manager will NOT cause this to happen.

In any case, the return value is the same as the change in the value of `next_scanline`.

6. `jpeg_finish_compress(...)`;

After all the image data has been written, call `jpeg_finish_compress()` to complete the compression cycle. This step is ESSENTIAL to ensure that the last bufferload of data is written to the data destination.

`jpeg_finish_compress()` also releases working memory associated with the JPEG object.

Typical code:

```
jpeg_finish_compress(&cinfo);
```

If using the stdio destination manager, don't forget to close the output stdio stream (if necessary) afterwards.

If you have requested a multi-pass operating mode, such as Huffman code optimization, `jpeg_finish_compress()` will perform the additional passes using data buffered by the first pass. In this case `jpeg_finish_compress()` may take quite a while to complete. With the default compression parameters, this will not happen.

It is an error to call `jpeg_finish_compress()` before writing the necessary total number of scanlines. If you wish to abort compression, call `jpeg_abort()` as discussed below.

After completing a compression cycle, you may dispose of the JPEG object as discussed next, or you may use it to compress another image. In that case return to step 2, 3, or 4 as appropriate. If you do not change the destination manager, the new datastream will be written to the same target. If you do not change any JPEG parameters, the new datastream will be written with the same parameters as before. Note that you can change the input image dimensions freely between cycles, but if you change the input colorspace, you should call `jpeg_set_defaults()` to adjust for the new colorspace; and then you'll need to repeat all of step 3.

7. Release the JPEG compression object.

When you are done with a JPEG compression object, destroy it by calling `jpeg_destroy_compress()`. This will free all subsidiary memory (regardless of the previous state of the object). Or you can call `jpeg_destroy()`, which works for either compression or decompression objects --- this may be more convenient if you are sharing code between compression and decompression cases. (Actually, these routines are equivalent except for the declared type of the passed pointer. To avoid gripes from ANSI C compilers, `jpeg_destroy()` should be passed a `j_common_ptr`.)

If you allocated the `jpeg_compress_struct` structure from `malloc()`, freeing it is your responsibility --- `jpeg_destroy()` won't. Ditto for the error handler structure.

Typical code:

```
jpeg_destroy_compress(&cinfo);
```

8.

Aborting.

If you decide to abort a compression cycle before finishing, you can clean up in either of two ways:

* If you don't need the JPEG object any more, just call `jpeg_destroy_compress()` or `jpeg_destroy()` to release memory. This is legitimate at any point after calling `jpeg_create_compress()` --- in fact, it's safe even if `jpeg_create_compress()` fails.

* If you want to re-use the JPEG object, call `jpeg_abort_compress()`, or call `jpeg_abort()` which works on both compression and decompression objects. This will return the object to an idle state, releasing any working memory. `jpeg_abort()` is allowed at any time after successful object creation.

Note that cleaning up the data destination, if required, is your responsibility; neither of these routines will call `term_destination()`. (See "Compressed data handling", below, for more about that.)

`jpeg_destroy()` and `jpeg_abort()` are the only safe calls to make on a JPEG object that has reported an error by calling `error_exit` (see "Error handling" for more info). The internal state of such an object is likely to be out of whack. Either of these two routines will return the object to a known state.

Decompression details

Here we revisit the JPEG decompression outline given in the overview.

1. Allocate and initialize a JPEG decompression object.

This is just like initialization for compression, as discussed above, except that the object is a "struct jpeg_decompress_struct" and you call `jpeg_create_decompress()`. Error handling is exactly the same.

Typical code:

```
struct jpeg_decompress_struct cinfo;
struct jpeg_error_mgr jerr;
...
cinfo.err = jpeg_std_error(&jerr);
jpeg_create_decompress(&cinfo);
```

(Both here and in the IJG code, we usually use variable name "cinfo" for both compression and decompression objects.)

2. Specify the source of the compressed data (eg, a file).

As previously mentioned, the JPEG library reads compressed data from a "data source" module. The library includes one data source module which knows how to read from a stdio stream. You can use your own source module if you want to do something else, as discussed later.

If you use the standard source module, you must open the source stdio stream beforehand. Typical code for this step looks like:

```
FILE * infile;
...
if ((infile = fopen(filename, "rb")) == NULL) {
    fprintf(stderr, "can't open %s\n", filename);
    exit(1);
}
jpeg_stdio_src(&cinfo, infile);
```

where the last line invokes the standard source module.

WARNING: it is critical that the binary compressed data be read unchanged. On non-Unix systems the stdio library may perform newline translation or otherwise corrupt binary data. To suppress this behavior, you may need to use a "b" option to `fopen` (as shown above), or use `setmode()` or another routine to put the stdio stream in binary mode. See `cjpeg.c` and `djpeg.c` for code that has been found to work on many systems.

You may not

change the data source between calling `jpeg_read_header()` and `jpeg_finish_decompress()`. If you wish to read a series of JPEG images from a single source file, you should repeat the `jpeg_read_header()` to `jpeg_finish_decompress()` sequence without reinitializing either the JPEG object or the data source module; this prevents buffered input data from being discarded.

3. Call `jpeg_read_header()` to obtain image info.

Typical code for this step is just

```
jpeg_read_header(&cinfo, TRUE);
```

This will read the source datastream header markers, up to the beginning of the compressed data proper. On return, the image dimensions and other info have been stored in the JPEG object. The application may wish to consult this information before selecting decompression parameters.

More complex code is necessary if

- * A suspending data source is used --- in that case `jpeg_read_header()` may return before it has read all the header data. See "I/O suspension", below. The normal stdio source manager will NOT cause this to happen.
- * Abbreviated JPEG files are to be processed --- see the section on abbreviated datastreams. Standard applications that deal only in interchange JPEG files need not be concerned with this case either.

It is permissible to stop at this point if you just wanted to find out the image dimensions and other header info for a JPEG file. In that case, call `jpeg_destroy()` when you are done with the JPEG object, or call `jpeg_abort()` to return it to an idle state before selecting a new data source and reading another header.

4. Set parameters for decompression.

`jpeg_read_header()` sets appropriate default decompression parameters based on the properties of the image (in particular, its colorspace). However, you may well want to alter these defaults before beginning the decompression. For example, the default is to produce full color output from a color file. If you want colormapped output you must ask for it. Other options allow the returned image to be scaled and allow various speed/quality tradeoffs to be selected. "Decompression parameter selection", below, gives details.

If the defaults are appropriate, nothing need be done at this step.

Note that all default values are set by each call to `jpeg_read_header()`.

If you reuse a decompression object, you cannot expect your parameter settings to be preserved across cycles, as you can for compression.

You must set desired parameter values each time.

5. `jpeg_start_decompress(...)`;

Once the parameter values are satisfactory, call `jpeg_start_decompress()` to begin decompression. This will initialize internal state, allocate working memory, and prepare for returning data.

Typical code is just

```
jpeg_start_decompress(&cinfo);
```

If you have requested a multi-pass operating mode, such as 2-pass color quantization, `jpeg_start_decompress()` will do everything needed before data output can begin. In this case `jpeg_start_decompress()` may take quite a while to complete. With a single-scan

(non progressive) JPEG file and default decompression parameters, this will not happen; `jpeg_start_decompress()` will return quickly.

After this call, the final output image dimensions, including any requested scaling, are available in the JPEG object; so is the selected colormap, if colormapped output has been requested. Useful fields include

`output_width` image width and height, as scaled
`output_height`
`out_color_components` # of color components in `out_color_space`
`output_components` # of color components returned per pixel
`colormap` the selected colormap, if any
`actual_number_of_colors` number of entries in colormap

`output_components` is 1 (a colormap index) when quantizing colors; otherwise it equals `out_color_components`. It is the number of JSAMPLE values that will be emitted per pixel in the output arrays.

Typically you will need to allocate data buffers to hold the incoming image. You will need `output_width * output_components` JSAMPLEs per scanline in your output buffer, and a total of `output_height` scanlines will be returned.

Note: if you are using the JPEG library's internal memory manager to allocate data buffers (as `djpeg` does), then the manager's protocol requires that you

request large buffers *before* calling `jpeg_start_decompress()`. This is a little tricky since the `output_XXX` fields are not normally valid then. You can make them valid by calling `jpeg_calc_output_dimensions()` after setting the relevant parameters (scaling, output color space, and quantization flag).

6. while (scan lines remain to be read)
`jpeg_read_scanlines(...);`

Now you can read the decompressed image data by calling `jpeg_read_scanlines()` one or more times. At each call, you pass in the maximum number of scanlines to be read (ie, the height of your working buffer); `jpeg_read_scanlines()` will return up to that many lines. The return value is the number of lines actually read. The format of the returned data is discussed under "Data formats", above. Don't forget that grayscale and color JPEGs will return different data formats!

Image data is returned in top-to-bottom scanline order. If you must write out the image in bottom-to-top order, you can use the JPEG library's virtual array mechanism to invert the data efficiently. Examples of this can be found in the sample application `djpeg`.

The library maintains a count of the number of scanlines returned so far in the `output_scanline` field of the JPEG object. Usually you can just use this variable as the loop counter, so that the loop test looks like "`while (cinfo.output_scanline < cinfo.output_height)`". (Note that the test should NOT be against `image_height`, unless you never use scaling. The `image_height` field is the height of the original unscaled image.) The return value always equals the change in the value of `output_scanline`.

If you don't use a suspending data source, it is safe to assume that `jpeg_read_scanlines()` reads at least one scanline per call, until the bottom of the image has been reached.

If you use a buffer larger than one scanline, it is NOT safe to assume that `jpeg_read_scanlines()` fills it. (The current implementation returns only a few scanlines per call, no matter how large a buffer you pass.) So you must always provide a loop that calls `jpeg_read_scanlines()` repeatedly until the whole image has been read.

7. `jpeg_finish_decompress(...);`

After all the image data has been read, call `jpeg_finish_decompress()` to complete the decompression cycle. This causes working memory associated with the JPEG object to be released.

Typical code:

```
jpeg_finish_decompress(&cinfo);
```

If using the stdio source manager, don't forget to close the source stdio stream if necessary.

It is an error to call `jpeg_finish_decompress()` before reading the correct total number of scanlines. If you wish to abort decompression, call `jpeg_abort()` as discussed below.

After completing a decompression cycle, you may dispose of the JPEG object as discussed next, or you may use it to decompress another image. In that case return to step 2 or 3 as appropriate. If you do not change the source manager, the next image will be read from the same source.

8. Release the JPEG decompression object.

When you are done with a JPEG decompression object, destroy it by calling `jpeg_destroy_decompress()` or `jpeg_destroy()`. The previous discussion of destroying compression objects applies here too.

Typical code:

```
jpeg_destroy_decompress(&cinfo);
```

9. Aborting.

You can abort a decompression cycle by calling `jpeg_destroy_decompress()` or `jpeg_destroy()` if you don't need the JPEG object any more, or `jpeg_abort_decompress()` or `jpeg_abort()` if you want to reuse the object. The previous discussion of aborting compression cycles applies here too.

Mechanics of usage: include files, linking, etc

Applications using the JPEG library should include the header file `jpeglib.h` to obtain declarations of data types and routines. Before including `jpeglib.h`, include system headers that define at least the typedefs `FILE` and `size_t`. On ANSI-conforming systems, including `<stdio.h>` is sufficient; on older Unix systems, you may need `<sys/types.h>` to define `size_t`.

If the application needs to refer to individual JPEG library error codes, also include `jerror.h` to define those symbols.

`jpeglib.h` indirectly includes the files `jconfig.h` and `jmorecfg.h`. If you are installing the JPEG header files in a system directory, you will want to install all four files: `jpeglib.h`, `jerror.h`, `jconfig.h`, `jmorecfg.h`.

The most convenient way to include the JPEG code into your executable program is to prepare a library file ("`libjpeg.a`", or a corresponding name on non-Unix machines) and reference it at your link step. If you use only half of the library (only compression or only decompression), only that much code will be included from the library, unless your linker is hopelessly brain-damaged. The supplied makefiles build `libjpeg.a` automatically (see `install.txt`).

While you can build the JPEG library as a shared library if the whim strikes you, we don't really recommend it. The trouble with shared libraries is that at some point you'll probably try to substitute a new version of the library without recompiling the calling applications. That generally doesn't work because the parameter struct declarations usually change with each new version. In other words, the library's API is **not** guaranteed binary compatible across versions; we only try to ensure source-code compatibility. (In hindsight, it might have been smarter to hide the parameter structs from applications and introduce a ton of access functions instead. Too late now, however.)

On some systems your application may need to set up a signal handler to ensure that temporary files are deleted if the program is interrupted. This is most critical if you are on MS-DOS and use the `jmemdos.c` memory manager back end; it will try to grab extended memory for temp files, and that space will NOT be freed automatically. See `cjpeg.c` or `djpeg.c` for an example signal handler.

It may be worth pointing out that the core JPEG library does not actually require the `stdio` library: only the default source/destination managers and error handler need it. You can use the library in a `stdio`-less environment if you replace those modules and use `jmemnobs.c` (or another memory manager of your own devising). More info about the minimum system library requirements may be found in `jininclude.h`.

ADVANCED FEATURES

=====

Compression parameter selection

This section describes all the optional parameters you can set for JPEG

compression, as well as the "helper" routines provided to assist in this task. Proper setting of some parameters requires detailed understanding of the JPEG standard; if you don't know what a parameter is for, it's best not to mess with it! See REFERENCES in the README file for pointers to more info about JPEG.

It's a good idea to call `jpeg_set_defaults()` first, even if you plan to set all the parameters; that way your code is more likely to work with future JPEG libraries that have additional parameters. For the same reason, we recommend you use a helper routine where one is provided, in preference to twiddling `cinfo` fields directly.

The helper routines are:

`jpeg_set_defaults (j_compress_ptr cinfo)`

This routine sets all JPEG parameters to reasonable defaults, using only the input image's color space (field `in_color_space`, which must already be set in `cinfo`). Many applications will only need to use this routine and perhaps `jpeg_set_quality()`.

`jpeg_set_colorspace (j_compress_ptr cinfo, J_COLOR_SPACE colorspace)`

Sets the JPEG file's colorspace (field `jpeg_color_space`) as specified, and sets other color-space-dependent parameters appropriately. See "Special color spaces", below, before using this. A large number of parameters, including all per-component parameters, are set by this routine; if you want to twiddle individual parameters you should call `jpeg_set_colorspace()` before rather than after.

`jpeg_default_colorspace (j_compress_ptr cinfo)`

Selects an appropriate JPEG colorspace based on `cinfo->in_color_space`, and calls `jpeg_set_colorspace()`. This is actually a subroutine of `jpeg_set_defaults()`. It's broken out in case you want to change just the colorspace-dependent JPEG parameters.

`jpeg_set_quality (j_compress_ptr cinfo, int quality, boolean force_baseline)`

Constructs JPEG quantization tables appropriate for the indicated quality setting. The quality value is expressed on the 0..100 scale recommended by IJG (cjpeg's "-quality" switch uses this routine). Note that the exact mapping from quality values to tables may change in future IJG releases as more is learned about DCT quantization. If the `force_baseline` parameter is TRUE, then the quantization table entries are constrained to the range 1..255 for full JPEG baseline compatibility.

In the current implementation, this only makes a difference for quality settings below 25, and it effectively prevents very small/low quality files from being generated. The IJG decoder

is capable of reading the non-baseline files generated at low quality settings when `force_baseline` is `FALSE`, but other decoders may not be.

`jpeg_set_linear_quality` (`j_compress_ptr` `cinfo`, `int` `scale_factor`,
`boolean` `force_baseline`)

Same as `jpeg_set_quality()` except that the generated tables are the sample tables given in the JPEG spec section K.1, multiplied by the specified scale factor (which is expressed as a percentage; thus `scale_factor = 100` reproduces the spec's tables). Note that larger scale factors give lower quality. This entry point is useful for conforming to the Adobe PostScript DCT conventions, but we do not recommend linear scaling as a user-visible quality scale otherwise. `force_baseline` again constrains the computed table entries to 1..255.

`int` `jpeg_quality_scaling`
(`int` `quality`)

Converts a value on the IJG-recommended quality scale to a linear scaling percentage. Note that this routine may change or go away in future releases --- IJG may choose to adopt a scaling method that can't be expressed as a simple scalar multiplier, in which case the premise of this routine collapses. Caveat user.

`jpeg_default_qtables` (`j_compress_ptr` `cinfo`, `boolean` `force_baseline`)
Set default quantization tables with linear `q_scale_factor[]` values (see below).

`jpeg_add_quant_table` (`j_compress_ptr` `cinfo`, `int` `which_tbl`,
`const unsigned int` `*basic_table`,
`int` `scale_factor`, `boolean` `force_baseline`)

Allows an arbitrary quantization table to be created. `which_tbl` indicates which table slot to fill. `basic_table` points to an array of 64 unsigned ints given in normal array order. These values are multiplied by `scale_factor/100` and then clamped to the range 1..65535 (or to 1..255 if `force_baseline` is `TRUE`).

CAUTION: prior to library version

6a, `jpeg_add_quant_table` expected

the basic table to be given in JPEG zigzag order. If you need to write code that works with either older or newer versions of this routine, you must check the library version number. Something like `"#if JPEG_LIB_VERSION >= 61"` is the right test.

`jpeg_simple_progression` (`j_compress_ptr` `cinfo`)

Generates a default scan script for writing a progressive-JPEG file.

This is the recommended method of creating a progressive file, unless you want to make a custom scan sequence. You must ensure that the JPEG color space is set correctly before calling this routine.

Compression parameters (cinfo fields) include:

boolean arith_code

If TRUE, use arithmetic coding.

If FALSE, use Huffman coding.

int block_size

Set DCT block size. All N from 1 to 16 are possible.

Default is 8 (baseline format).

Larger values produce higher compression,
smaller values produce higher quality.

An exact DCT stage is possible with 1 or 2.

With the default quality

of 75 and default Luminance qtable

the DCT+Quantization stage is lossless for value 1.

Note that values other than 8 require a SmartScale capable decoder,
introduced with IJG JPEG 8. Setting the block_size parameter for
compression works with version 8c and later.

J_DCT_METHOD dct_method

Selects the algorithm used for the DCT step. Choices are:

JDCT_ISLOW: slow but accurate integer algorithm

JDCT_IFAST: faster, less accurate integer method

JDCT_FLOAT: floating-point method

JDCT_DEFAULT: default method (normally JDCT_ISLOW)

JDCT_FASTEST: fastest method (normally JDCT_IFAST)

The FLOAT method is very slightly more accurate than the ISLOW method,
but may give different results on different machines due to varying
roundoff behavior. The integer methods should give the same results
on all machines. On machines with sufficiently fast FP hardware, the
floating-point method may also be the fastest. The IFAST method is
considerably less accurate than the other two; its
use is not

recommended if high quality is a concern. JDCT_DEFAULT and
JDCT_FASTEST are macros configurable by each installation.

unsigned int scale_num, scale_denom

Scale the image by the fraction scale_num/scale_denom. Default is
1/1, or no scaling. Currently, the supported scaling ratios are
M/N with all N from 1 to 16, where M is the destination DCT size,
which is 8 by default (see block_size parameter above).

(The library design allows for arbitrary scaling ratios but this
is not likely to be implemented any time soon.)

J_COLOR_SPACE jpeg_color_space

int num_components

The JPEG color space and corresponding number of components; see
"Special color spaces", below, for more info. We recommend using

jpeg_set_colorspace() if you want to change these.

J_COLOR_TRANSFORM color_transform

Internal color transform identifier, writes LSE marker if nonzero (requires decoder with inverse color transform support, introduced with IJG JPEG 9).

Two values are currently possible:

JCT_NONE and JCT_SUBTRACT_GREEN.

Set this value for lossless RGB application *before* calling jpeg_set_colorspace(), because entropy table assignment in jpeg_set_colorspace() depends on color_transform.

boolean optimize_coding

TRUE causes the compressor to compute optimal Huffman coding tables for the image. This requires an extra pass over the data and therefore costs a good deal of space and time. The default is FALSE, which tells the compressor to use the supplied or default Huffman tables. In most cases optimal tables save only a few percent of file size compared to the default tables. Note that when this is TRUE, you need not supply Huffman tables at all, and any you do supply will be overwritten.

unsigned int restart_interval

int restart_in_rows

To emit restart markers in the JPEG file, set one of these nonzero.

Set restart_interval to specify the exact interval in MCU blocks.

Set restart_in_rows to specify the interval in MCU rows. (If restart_in_rows

is not 0, then restart_interval is set after the

image width in MCUs is computed.) Defaults are zero (no restarts).

One restart marker per MCU row is often a good choice.

NOTE: the overhead of restart markers is higher in grayscale JPEG files than in color files, and MUCH higher in progressive JPEGs.

If you use restarts, you may want to use larger intervals in those cases.

const jpeg_scan_info * scan_info

int num_scans

By default, scan_info is NULL; this causes the compressor to write a single-scan sequential JPEG file. If not NULL, scan_info points to

an array of scan definition records of length num_scans. The

compressor will then write a JPEG file having one scan for each scan definition record. This is used to generate noninterleaved or

progressive JPEG files. The library checks that the scan array

defines a valid JPEG scan sequence. (jpeg_simple_progression creates a suitable scan definition array for progressive JPEG.) This is

discussed further under "Progressive

JPEG support".

boolean do_fancy_downsampling

If TRUE, use direct DCT scaling with DCT size > 8 for downsampling of chroma components.

If FALSE, use only DCT size <= 8 and simple separate downsampling.

Default is TRUE.

For better image stability in multiple generation compression cycles it is preferable that this value matches the corresponding do_fancy_upsampling value in decompression.

int smoothing_factor

If non-zero, the input image is smoothed; the value should be 1 for minimal smoothing to 100 for maximum smoothing. Consult jcsample.c for details of the smoothing algorithm. The default is zero.

boolean write_JFIF_header

If TRUE, a JFIF APP0 marker is emitted. jpeg_set_defaults() and jpeg_set_colorspace() set this TRUE if a JFIF-legal JPEG color space (ie, YCbCr or grayscale) is selected, otherwise FALSE.

UINT8 JFIF_major_version

UINT8 JFIF_minor_version

The version number to be written into the JFIF marker.

jpeg_set_defaults() initializes the version to

1.01 (major=minor=1).

You should set it to 1.02 (major=1, minor=2) if you plan to write any JFIF 1.02 extension markers.

UINT8 density_unit

UINT16 X_density

UINT16 Y_density

The resolution information to be written into the JFIF marker; not used otherwise. density_unit may be 0 for unknown, 1 for dots/inch, or 2 for dots/cm. The default values are 0,1,1 indicating square pixels of unknown size.

boolean write_Adobe_marker

If TRUE, an Adobe APP14 marker is emitted. jpeg_set_defaults() and jpeg_set_colorspace() set this TRUE if JPEG color space RGB, CMYK, or YCCK is selected, otherwise FALSE. It is generally a bad idea to set both write_JFIF_header and write_Adobe_marker. In fact, you probably shouldn't change the default settings at all --- the default behavior ensures that the JPEG file's color space can be recognized by the decoder.

JQUANT_TBL * quant_tbl_ptrs[NUM_QUANT_TBLS]

Pointers to coefficient quantization tables, one per table slot,

or NULL if no table is defined for a slot. Usually these should be set via one of the above helper routines; `jpeg_add_quant_table()` is general enough to define any quantization table. The other routines will set up table slot 0 for luminance quality and table slot 1 for chrominance.

```
int q_scale_factor[NUM_QUANT_TBLS]
Linear quantization scaling factors (percentage, initialized 100)
for use with jpeg_default_qtables().
See rdswitch.c and cjpeg.c for an example of usage.
Note that the q_scale_factor[] fields are the "linear" scales, so you
have to convert from user-defined ratings via jpeg_quality_scaling().
Here is an example code which corresponds to cjpeg -quality 90,70:
```

```
jpeg_set_defaults(cinfo);

/* Set luminance quality 90. */
cinfo->q_scale_factor[0] = jpeg_quality_scaling(90);
/* Set chrominance quality 70. */
cinfo->q_scale_factor[1] = jpeg_quality_scaling(70);

jpeg_default_qtables(cinfo, force_baseline);
```

CAUTION: You must also set 1x1 subsampling for efficient separate color quality selection, since the default value used by library is 2x2:

```
cinfo->comp_info[0].v_samp_factor = 1;
cinfo->comp_info[0].h_samp_factor = 1;
```

```
JHUFF_TBL * dc_huff_tbl_ptrs[NUM_HUFF_TBLS]
JHUFF_TBL * ac_huff_tbl_ptrs[NUM_HUFF_TBLS]
```

Pointers to Huffman coding tables, one per table slot, or NULL if no table is defined for a slot. Slots 0 and 1 are filled with the JPEG sample tables by `jpeg_set_defaults()`. If you need to allocate more table structures, `jpeg_alloc_huff_table()` may be used. Note that optimal Huffman tables can be computed for an image by setting `optimize_coding`, as discussed above; there's seldom any need to mess with providing your own Huffman tables.

The actual dimensions of the JPEG image that will be written to the file are given by the following fields. These are computed from the input image dimensions and the compression parameters by `jpeg_start_compress()`. You can also call `jpeg_calc_jpeg_dimensions()` to obtain the values that will result from

the current parameter settings. This can be useful if you are trying to pick a scaling ratio that will get close to a desired target size.

JDIMENSION jpeg_width Actual dimensions of output image.

JDIMENSION jpeg_height

Per-component parameters are stored in the struct `cinfo.comp_info[i]` for component number `i`. Note that components here refer to components of the JPEG color space, *not* the source image color space. A suitably large `comp_info[]` array is allocated by `jpeg_set_defaults()`; if you choose not to use that routine, it's up to you to allocate the array.

int component_id

The one-byte identifier code to be recorded in the JPEG file for this component. For the standard color spaces, we recommend you leave the default values alone.

int h_samp_factor

int v_samp_factor

Horizontal and vertical sampling factors for the component; must be 1..4 according to the JPEG standard. Note that larger sampling factors indicate a higher-resolution component; many people find this behavior quite unintuitive. The default values are 2,2 for luminance components and 1,1 for chrominance components, except for grayscale where 1,1 is used.

int quant_tbl_no

Quantization table number for component. The default value is 0 for luminance components and 1 for chrominance components.

int dc_tbl_no

int ac_tbl_no

DC and AC entropy coding table numbers. The default values are 0 for luminance components and 1 for chrominance components.

int component_index

Must equal the component's index in `comp_info[]`. (Beginning in release v6, the compressor library will fill this in automatically; you don't have to.)

Decompression parameter selection

Decompression parameter selection is somewhat simpler than compression parameter selection, since all of the JPEG internal parameters are

recorded in the source file and need not be supplied by the application. (Unless you are working with abbreviated files, in which case see "Abbreviated datastreams", below.) Decompression parameters control the postprocessing done on the image to deliver it in a format suitable for the application's use. Many of the parameters control speed/quality tradeoffs, in which faster decompression may be obtained at the price of a poorer-quality image. The defaults select the highest quality (slowest) processing.

The following fields in the JPEG object are set by `jpeg_read_header()` and may be useful to the application in choosing decompression parameters:

JDIMENSION `image_width` Width and height of image
JDIMENSION `image_height`
int `num_components` Number of color components
J_COLOR_SPACE `jpeg_color_space` Colorspace of image
boolean `saw_JFIF_marker` TRUE if a JFIF APP0 marker was seen
UINT8 `JFIF_major_version` Version information from JFIF marker
UINT8 `JFIF_minor_version`
UINT8 `density_unit` Resolution data from JFIF marker
UINT16 `X_density`
UINT16 `Y_density`
boolean `saw_Adobe_marker` TRUE if an Adobe APP14 marker was seen

UINT8 `Adobe_transform` Color transform code from Adobe marker

The JPEG color space, unfortunately, is something of a guess since the JPEG standard proper does not provide a way to record it. In practice most files adhere to the JFIF or Adobe conventions, and the decoder will recognize these correctly. See "Special color spaces", below, for more info.

The decompression parameters that determine the basic properties of the returned image are:

J_COLOR_SPACE `out_color_space`
Output color space. `jpeg_read_header()` sets an appropriate default based on `jpeg_color_space`; typically it will be RGB or grayscale. The application can change this field to request output in a different colorspace. For example, set it to `JCS_GRAYSCALE` to get grayscale output from a color file. (This is useful for previewing: grayscale output is faster than full color since the color components need not be processed.) Note that not all possible color space transforms are currently implemented; you may need to extend `jdcolor.c` if you want an unusual conversion.

unsigned int scale_num, scale_denom

Scale the image by the fraction scale_num/scale_denom. Currently, the supported scaling ratios are M/N with all M from 1 to 16, where N is the source DCT size, which is 8 for baseline JPEG. (The library design allows for arbitrary scaling ratios but this is not likely to be implemented any time soon.) The values are initialized by jpeg_read_header() with the source DCT size. For baseline JPEG this is 8/8. If you change only the scale_num value while leaving the other unchanged, then this specifies the DCT scaled size to be applied on the given input. For baseline JPEG this is equivalent to M/8 scaling, since the source DCT size for baseline JPEG is 8. Smaller scaling ratios permit significantly faster decoding since fewer pixels need be processed and a simpler IDCT method can be used.

boolean quantize_colors

If set TRUE, colormapped output will be delivered. Default is FALSE, meaning that full-color output will be delivered.

The next three parameters are relevant only if quantize_colors is TRUE.

int desired_number_of_colors

Maximum number of colors to use in generating a library-supplied color map (the actual number of colors is returned in a different field). Default 256. Ignored when the application supplies its own color map.

boolean two_pass_quantize

If TRUE, an extra pass over the image is made to select a custom color map for the image. This usually looks a lot better than the one-size-fits-all colormap that is used otherwise. Default is TRUE. Ignored when the application supplies its own color map.

J_DITHER_MODE dither_mode

Selects color dithering method. Supported values are:

JDITHER_NONE no dithering: fast, very low quality

JDITHER_ORDERED ordered dither: moderate speed and quality

JDITHER_FS Floyd-Steinberg dither: slow, high quality

Default is JDITHER_FS. (At present, ordered dither is implemented only in the

single-pass, standard-colormap case. If you ask for ordered dither when two_pass_quantize is TRUE or when you supply an external color map, you'll get F-S dithering.)

When quantize_colors is TRUE, the target color map is described by the next two fields. colormap is set to NULL by jpeg_read_header(). The application can supply a color map by setting colormap non-NULL and setting actual_number_of_colors to the map size. Otherwise, jpeg_start_decompress() selects a suitable color map and sets these two fields itself.

[Implementation restriction: at present, an externally supplied colormap is only accepted for 3-component output color spaces.]

JSAMPARRAY colormap

The color map, represented as a 2-D pixel array of out_color_components rows and actual_number_of_colors columns. Ignored if not quantizing.

CAUTION: if the JPEG library creates its own colormap, the storage pointed to by this field is released by jpeg_finish_decompress().

Copy the colormap somewhere else first, if you want to save it.

int actual_number_of_colors

The number of colors in the color map.

Additional decompression parameters that the application may set include:

J_DCT_METHOD dct_method

Selects the algorithm used for the DCT step. Choices are the same as described above for compression.

boolean do_fancy_upsampling

If TRUE, use direct DCT scaling with DCT size > 8 for upsampling of chroma components.

If FALSE, use only DCT size <= 8 and simple separate upsampling.

Default is TRUE.

For better image stability in multiple generation compression cycles it is preferable that this value matches the corresponding do_fancy_downsampling value in compression.

boolean do_block_smoothing

If TRUE, interblock smoothing is applied in early stages of decoding progressive JPEG files; if FALSE, not. Default is TRUE. Early progression stages look "fuzzy" with smoothing, "blocky" without.

In any case, block smoothing ceases to be applied after the first few AC coefficients are known

to full accuracy, so it is relevant only

when using buffered-image mode for progressive images.

boolean enable_1pass_quant

boolean enable_external_quant

boolean enable_2pass_quant

These are significant only in buffered-image mode, which is described in its own section below.

The output image dimensions are given by the following fields. These are computed from the source image dimensions and the decompression parameters by jpeg_start_decompress(). You can also call jpeg_calc_output_dimensions()

to obtain the values that will result from the current parameter settings. This can be useful if you are trying to pick a scaling ratio that will get close to a desired target size. It's also important if you are using the JPEG library's memory manager to allocate output buffer space, because you are supposed to request such buffers **before** `jpeg_start_decompress()`.

JDIMENSION output_width Actual dimensions of output image.

JDIMENSION output_height

int out_color_components Number of color components in out_color_space.

int output_components Number of color components returned.

int rec_outbuf_height Recommended height of scanline buffer.

When quantizing colors, `output_components` is 1, indicating a single color map index per pixel. Otherwise it equals `out_color_components`. The output arrays are required to be `output_width * output_components` JSAMPLEs wide.

`rec_outbuf_height` is the recommended minimum height (in scanlines) of the buffer passed to `jpeg_read_scanlines()`. If the buffer is smaller, the library will still work, but time will be wasted due to unnecessary data copying. In high-quality modes, `rec_outbuf_height` is always 1, but some faster, lower-quality modes set it to larger values (typically 2 to 4).

If you are going to ask for a high-speed processing mode, you may as well go to the trouble of honoring `rec_outbuf_height` so as to avoid data copying. (An output buffer larger than `rec_outbuf_height` lines is OK, but won't provide any material speed improvement over that height.)

Special color spaces

The JPEG standard itself is "color blind" and doesn't specify any particular color space. It is customary to convert color data to a luminance/chrominance color space before compressing, since this permits greater compression. The existing JPEG file interchange format standards specify YCbCr or GRAYSCALE data (JFIF version 1), GRAYSCALE, RGB, YCbCr, CMYK, or YCCK (Adobe), or BG_RGB or BG_YCC (big gamut color spaces, JFIF version 2). For special applications such as multispectral images, other color spaces can be used, but it must be understood that such files will be unportable.

The JPEG library can handle the most common colorspace conversions (namely RGB \Leftrightarrow YCbCr and CMYK \Leftrightarrow YCCK). It can also deal with data of an unknown color space, passing it through without conversion. If you deal extensively with an unusual color space, you can easily extend the library to understand additional color spaces and perform appropriate conversions.

For compression, the source data's color space is specified by field `in_color_space`. This is transformed to the JPEG file's color space given by `jpeg_color_space`. `jpeg_set_defaults()` chooses a reasonable JPEG color space depending on `in_color_space`, but you can override this by calling `jpeg_set_colorspace()`. Of course you must select a supported transformation. `jpegcolor.c` currently supports the following transformations:

RGB => YCbCr

RGB => GRAYSCALE

RGB => BG_YCC

YCbCr => GRAYSCALE

YCbCr => BG_YCC

CMYK => YCCK

plus the null transforms: GRAYSCALE => GRAYSCALE, RGB => RGB, BG_RGB => BG_RGB, YCbCr => YCbCr, BG_YCC => BG_YCC, CMYK => CMYK, YCCK => YCCK, and UNKNOWN => UNKNOWN.

The file interchange format standards (JFIF and Adobe) specify APPn markers that indicate the color space of the JPEG file. It is important to ensure that these are written correctly, or omitted if the JPEG file's color space is not one of the ones supported by the interchange standards.

`jpeg_set_colorspace()` will set the compression parameters to include or omit the APPn markers properly, so long as it is told the truth about the JPEG color space. For example, if you are writing some random 3-component color space without conversion, don't try to fake out the library by setting `in_color_space` and `jpeg_color_space` to `JCS_YCbCr`; use `JCS_UNKNOWN`. You may want to write an APPn marker of your own devising to identify the colorspace --- see "Special markers", below.

When told that the color space is UNKNOWN, the library will default to using luminance-quality compression parameters for all color components. You may well want to change these parameters. See the source code for `jpeg_set_colorspace()`, in `jcparam.c`, for details.

For decompression, the JPEG file's color space is given in `jpeg_color_space`, and this is transformed to the output color space `out_color_space`.

`jpeg_read_header's` setting of `jpeg_color_space` can be relied on if the file conforms to JFIF

or Adobe conventions, but otherwise it is no better than a guess. If you know the JPEG file's color space for certain, you can override `jpeg_read_header's` guess by setting `jpeg_color_space`. `jpeg_read_header` also selects a default output color space based on (its guess of) `jpeg_color_space`; set `out_color_space` to override this. Again, you must select a supported transformation. `jpegcolor.c` currently supports

YCbCr => RGB

YCbCr => GRAYSCALE

BG_YCC => RGB

BG_YCC => GRAYSCALE

RGB => GRAYSCALE

GRAYSCALE => RGB

YCK => CMYK

as well as the null transforms. (Since GRAYSCALE=>RGB is provided, an application can force grayscale JPEGs to look like color JPEGs if it only wants to handle one case.)

The two-pass color quantizer, `jquant2.c`, is specialized to handle RGB data (it weights distances appropriately for RGB colors). You'll need to modify the code if you want to use it for non-RGB output color spaces. Note that `jquant2.c` is used to map to an application-supplied colormap as well as for the normal two-pass colormap selection process.

CAUTION: it appears that Adobe Photoshop writes inverted data in CMYK JPEG files: 0 represents 100% ink coverage, rather than 0% ink as you'd expect. This is arguably a bug in Photoshop, but if you need to work with Photoshop CMYK files, you will have to deal with it in your application. We cannot "fix" this in the library by inverting the data during the CMYK<=>YCK transform, because that would break other applications, notably Ghostscript. Photoshop versions prior to 3.0 write EPS files containing JPEG-encoded CMYK data in the same inverted-YCK representation used in bare JPEG files, but the surrounding PostScript code performs an inversion using the PS image operator. I am told that Photoshop 3.0 will write uninverted YCK in EPS/JPEG files, and will omit the PS-level inversion. (But the data polarity used in bare JPEG files will not change in 3.0.) In either case, the JPEG library must not invert the data itself, or else Ghostscript would read these EPS files incorrectly.

Error handling

When the default error handler is used, any error detected inside the JPEG routines will cause a message to be printed on `stderr`, followed by `exit()`. You can supply your own error handling routines to override this behavior and to control the treatment of nonfatal warnings and trace/debug messages. The file `example.c` illustrates the most common case, which is to have the application regain control after an error rather than exiting.

The JPEG library never writes any message directly; it always goes through the error handling routines. Three classes of messages are recognized:

- * Fatal errors: the library cannot continue.
- * Warnings: the library can continue, but the data is corrupt, and a damaged output image is likely to result.
- * Trace/informational messages. These come with a trace level indicating the importance of the message; you can control the verbosity of the

program by adjusting
the maximum trace level that will be displayed.

You may, if you wish, simply replace the entire JPEG error handling module (`jerror.c`) with your own code. However, you can avoid code duplication by only replacing some of the routines depending on the behavior you need. This is accomplished by calling `jpeg_std_error()` as usual, but then overriding some of the method pointers in the `jpeg_error_mgr` struct, as illustrated by `example.c`.

All of the error handling routines will receive a pointer to the JPEG object (a `j_common_ptr` which points to either a `jpeg_compress_struct` or a `jpeg_decompress_struct`; if you need to tell which, test the `is_decompressor` field). This struct includes a pointer to the error manager struct in its "err" field. Frequently, custom error handler routines will need to access additional data which is not known to the JPEG library or the standard error handler. The most convenient way to do this is to embed either the JPEG object or the `jpeg_error_mgr` struct in a larger structure that contains additional fields; then casting the passed pointer provides access to the additional fields. Again, see `example.c` for one way to do it. (Beginning with IJG version 6b, there is also a void pointer "client_data" in each JPEG object, which the application can also use to find related data. The library does not touch `client_data` at all.)

The individual methods that you might wish to override are:

`error_exit (j_common_ptr cinfo)`

Receives control for a fatal error. Information sufficient to generate the error message has been stored in `cinfo->err`; call `output_message` to display it. Control must NOT return to the caller; generally this routine will `exit()` or `longjmp()` somewhere. Typically you would override this routine to get rid of the `exit()` default behavior. Note that if you continue processing, you should clean up the JPEG object with `jpeg_abort()` or `jpeg_destroy()`.

`output_message (j_common_ptr cinfo)`

Actual output of any JPEG message.
Override this to send messages somewhere other than `stderr`. Note that this method does not know how to generate a message, only where to send it.

`format_message (j_common_ptr cinfo, char * buffer)`

Constructs a readable error message string based on the error info stored in `cinfo->err`. This method is called by `output_message`. Few applications should need to override this method. One possible reason for doing so is to implement dynamic switching of error message language.

emit_message(j_common_ptr cinfo, int msg_level)

Decide whether or not to emit a warning or trace message; if so, calls output_message. The main reason for overriding this method would be to abort on warnings. msg_level is -1 for warnings, 0 and up for trace messages.

Only error_exit() and emit_message() are called from the rest of the JPEG library; the other two are internal to the error handler.

The actual message texts are stored in an array of strings which is pointed to by the field err->jpeg_message_table.

The messages are numbered from 0 to err->last_jpeg_message, and it is these code numbers that are used in the JPEG library code. You could replace the message texts (for instance, with messages in French or German) by changing the message table pointer. See jerror.h for the default texts. CAUTION: this table will almost certainly change or grow from one library version to the next.

It may be useful for an application to add its own message texts that are handled by the same mechanism. The error handler supports a second "add-on" message table for this purpose. To define an addon table, set the pointer err->addon_message_table and the message numbers err->first_addon_message and err->last_addon_message. If you number the addon messages beginning at 1000 or so, you won't have to worry about conflicts with the library's built-in messages. See the sample applications cjpeg/djpeg for an example of using addon messages (the addon messages are defined in cderror.h).

Actual

invocation of the error handler is done via macros defined in jerror.h:

ERREXITn(...) for fatal errors

WARNMSn(...) for corrupt-data warnings

TRACEMSn(...) for trace and informational messages.

These macros store the message code and any additional parameters into the error handler struct, then invoke the error_exit() or emit_message() method. The variants of each macro are for varying numbers of additional parameters. The additional parameters are inserted into the generated message using standard printf() format codes.

See jerror.h and jerror.c for further details.

Compressed data handling (source and destination managers)

The JPEG compression library sends its compressed data to a "destination manager" module. The default destination manager just writes the data to a memory buffer or to a stdio stream, but you can provide your own manager to

do something else. Similarly, the decompression library calls a "source manager" to obtain the compressed data; you can provide your own source manager if you want the data to come from somewhere other than a memory buffer or a stdio stream.

In both cases, compressed data is processed a bufferload at a time: the destination or source manager provides a work buffer, and the library invokes the manager only when the buffer is filled or emptied. (You could define a one-character buffer to force the manager to be invoked for each byte, but that would be rather inefficient.) The buffer's size and location are controlled by the manager, not by the library. For example, the memory source manager just makes the buffer pointer and length point to the original data in memory. In this case the buffer-reload procedure will be invoked only if the decompressor ran off the end of the datastream, which would indicate an erroneous datastream.

The work buffer is defined as an array of datatype JOCTET, which is generally "char" or "unsigned char". On a machine where char is not exactly 8 bits wide, you must define JOCTET as a wider data type and then modify the data source and destination modules to transcribe the work arrays into 8-bit units on external storage.

A data destination manager struct contains a pointer and count defining the next byte to write in the work buffer and the remaining free space:

```
JOCTET * next_output_byte; /* => next byte to write in buffer */
size_t free_in_buffer;    /* # of byte spaces remaining in buffer */
```

The library increments the pointer and decrements the count until the buffer is filled. The manager's `empty_output_buffer` method must reset the pointer and count. The manager is expected to remember the buffer's starting address and total size in private fields not visible to the library.

A data destination manager provides three methods:

`init_destination (j_compress_ptr cinfo)`
Initialize destination. This is called by `jpeg_start_compress()` before any data is actually written. It must initialize `next_output_byte` and `free_in_buffer`. `free_in_buffer` must be initialized to a positive value.

`empty_output_buffer (j_compress_ptr cinfo)`
This is called whenever the buffer has filled (`free_in_buffer` reaches zero). In typical applications, it should write out the *entire* buffer (use the saved start address and buffer length;

ignore the current state of `next_output_byte` and `free_in_buffer`). Then reset the pointer & count to the start of the buffer, and return `TRUE` indicating that the buffer has been dumped. `free_in_buffer` must be set to a positive value when `TRUE` is returned. A `FALSE` return should only be used when I/O suspension is desired (this operating mode is discussed in the next section).

`term_destination (j_compress_ptr cinfo)`

Terminate destination --- called by `jpeg_finish_compress()` after all data has been written. In most applications, this must flush any data remaining in the buffer. Use either `next_output_byte` or `free_in_buffer` to determine how much data is in the buffer.

`term_destination()` is NOT called by `jpeg_abort()` or `jpeg_destroy()`. If you want the destination manager to be cleaned up during an abort, you must do it yourself.

You will also need code to create a `jpeg_destination_mgr` struct, fill in its method pointers, and insert a pointer to the struct into the "dest" field of the JPEG compression object. This can be done in-line in your setup code if you like, but it's probably cleaner to provide a separate routine similar to the `jpeg_stdio_dest()` or `jpeg_mem_dest()` routines of the supplied destination managers.

Decompression source managers follow a parallel design, but with some additional frammishes. The source manager struct contains a pointer and count defining the next byte to read from the work buffer and the number of bytes remaining:

```
const JOCTET * next_input_byte; /* => next byte to read from buffer */
size_t bytes_in_buffer;      /* # of bytes remaining in buffer */
```

The library increments the pointer and decrements the count until the buffer is emptied. The manager's `fill_input_buffer` method must reset the pointer and count. In most applications, the manager must remember the buffer's starting address and total size in private fields not visible to the library.

A data source manager provides five methods:

`init_source (j_decompress_ptr cinfo)`

Initialize source. This is called by `jpeg_read_header()` before any data is actually read. Unlike `init_destination()`, it may leave `bytes_in_buffer` set to 0 (in which case a `fill_input_buffer()` call will occur immediately).

`fill_input_buffer (j_decompress_ptr cinfo)`

This is called whenever `bytes_in_buffer` has reached zero and more data is wanted. In typical applications, it should read fresh data into the buffer (ignoring the current state of `next_input_byte` and `bytes_in_buffer`), reset the pointer & count to the start of the buffer, and return `TRUE` indicating that the buffer has been reloaded. It is not necessary to fill the buffer entirely, only to obtain at least one more byte. `bytes_in_buffer` **MUST** be set to a positive value if `TRUE` is returned. A `FALSE` return should only be used when I/O suspension is desired (this mode is discussed in the next section).

`skip_input_data (j_decompress_ptr cinfo, long num_bytes)`

Skip `num_bytes` worth of data. The buffer pointer and count should be advanced over `num_bytes` input bytes, refilling the buffer as needed. This is used to skip over a potentially large amount of uninteresting data (such as an APPn marker). In some applications it may be possible to optimize away the reading of the skipped data, but it's not clear that being smart is worth much trouble; large skips are uncommon. `bytes_in_buffer` may be zero on return. A zero or negative skip count should be treated as a no-op.

`resync_to_restart (j_decompress_ptr cinfo, int desired)`

This routine is called only when the decompressor has failed to find a restart (RSTn) marker where one is expected. Its mission is to find a suitable point for resuming decompression. For most applications, we recommend that you just use the default resync procedure, `jpeg_resync_to_restart()`. However, if you are able to back up in the input data stream, or if you have a-priori knowledge about the likely location of restart markers, you may be able to do better. Read the `read_restart_marker()` and `jpeg_resync_to_restart()` routines in `jdmarker.c` if you think you'd like to implement your own resync procedure.

`term_source (j_decompress_ptr cinfo)`

Terminate source --- called by `jpeg_finish_decompress()` after all data has been read. Often a no-op.

For both `fill_input_buffer()` and `skip_input_data()`, there is no such thing as an EOF return. If the end of the file has been reached, the routine has a choice of exiting via `ERREXIT()` or inserting fake data into the buffer. In most cases, generating a warning message and inserting a fake EOI marker is the best course of action --- this will allow the decompressor to output however much of the image is there. In pathological cases, the decompressor may swallow the EOI and again demand data ... just keep feeding it fake EOIs. `jdatsrc.c` illustrates the recommended error recovery behavior.

term_source() is NOT called by jpeg_abort() or jpeg_destroy(). If you want the source manager to be cleaned up during an abort, you must do it yourself.

You will also need code to create a jpeg_source_mgr struct, fill in its method pointers, and insert a pointer to the struct into the "src" field of the JPEG decompression object. This can be done in-line in your setup code if you like, but it's probably cleaner to provide a separate routine similar to the jpeg_stdio_src() or jpeg_mem_src() routines of the supplied source managers.

For more information, consult the memory and stdio source and destination managers in jdatasrc.c and jdatadst.c.

I/O suspension

Some applications need to use the JPEG library as an incremental memory-to-memory

filter: when the compressed data buffer is filled or emptied, they want control to return to the outer loop, rather than expecting that the buffer can be emptied or reloaded within the data source/destination manager subroutine. The library supports this need by providing an "I/O suspension" mode, which we describe in this section.

The I/O suspension mode is not a panacea: nothing is guaranteed about the maximum amount of time spent in any one call to the library, so it will not eliminate response-time problems in single-threaded applications. If you need guaranteed response time, we suggest you "bite the bullet" and implement a real multi-tasking capability.

To use I/O suspension, cooperation is needed between the calling application and the data source or destination manager; you will always need a custom source/destination manager. (Please read the previous section if you haven't already.) The basic idea is that the empty_output_buffer() or fill_input_buffer() routine is a no-op, merely returning FALSE to indicate that it has done nothing. Upon seeing this, the JPEG library suspends operation and returns to its caller. The surrounding application is responsible for emptying or refilling the work buffer before calling the JPEG library again.

Compression suspension:

For compression suspension, use an empty_output_buffer() routine that returns FALSE; typically it will not do anything else. This will cause the compressor to return to the caller of jpeg_write_scanlines(), with the return value indicating that not all the supplied scanlines have been accepted. The application must make more room in the output buffer, adjust the output

buffer pointer/count appropriately, and then call `jpeg_write_scanlines()` again, pointing to the first unconsumed scanline.

When forced to suspend, the compressor will backtrack to a convenient stopping point (usually the start of the current MCU); it will regenerate some output data when restarted. Therefore, although `empty_output_buffer()` is only called when the buffer is filled, you should NOT write out the entire buffer after a suspension. Write only the data up to the current position of `next_output_byte/free_in_buffer`. The data beyond that point will be regenerated after resumption.

Because of the backtracking behavior, a good-size output buffer is essential for efficiency; you don't want the compressor to suspend often. (In fact, an overly small buffer could lead to infinite looping, if a single MCU required more data than would fit in the buffer.) We recommend a buffer of at least several Kbytes. You may want to insert explicit code to ensure that you don't call `jpeg_write_scanlines()` unless there is a reasonable amount of space in the output buffer; in other words, flush the buffer before trying to compress more data.

The compressor does not allow suspension while it is trying to write JPEG markers at the beginning and end of the file. This means that:

- * At the beginning of a compression operation, there must be enough free space in the output buffer to hold the header markers (typically 600 or so bytes). The recommended buffer size is bigger than this anyway, so this is not a problem as long as you start with an empty buffer. However, this restriction might catch you if you insert large special markers, such as a JFIF thumbnail image, without flushing the buffer afterwards.
- * When you call `jpeg_finish_compress()`, there must be enough space in the output buffer to emit any buffered data and the final EOI marker. In the current implementation, half a dozen bytes should suffice for this, but for safety's sake we recommend ensuring that at least 100 bytes are free before calling `jpeg_finish_compress()`.

A more significant restriction is that `jpeg_finish_compress()` cannot suspend. This means you cannot use suspension with multi-pass operating modes, namely Huffman code optimization and multiple-scan output. Those modes write the whole file during `jpeg_finish_compress()`, which will certainly result in buffer overrun. (Note that this restriction applies only to compression, not decompression. The decompressor supports input suspension in all of its operating modes.)

Decompression suspension:

For decompression suspension, use a `fill_input_buffer()` routine that simply

returns FALSE (except perhaps during error recovery, as discussed below).

This will cause the decompressor to return to its caller with an indication that suspension has occurred. This can happen at four places:

- * `jpeg_read_header()`: will return JPEG_SUSPENDED.
- * `jpeg_start_decompress()`: will return FALSE, rather than its usual TRUE.
- * `jpeg_read_scanlines()`: will return the number of scanlines already completed (possibly 0).
- * `jpeg_finish_decompress()`: will return FALSE, rather than its usual TRUE.

The surrounding application must recognize these cases, load more data into the input buffer, and repeat the call. In the case

of `jpeg_read_scanlines()`,

increment the passed pointers past any scanlines successfully read.

Just as with compression, the decompressor will typically backtrack to a convenient restart point before suspending. When `fill_input_buffer()` is called, `next_input_byte/bytes_in_buffer` point to the current restart point, which is where the decompressor will backtrack to if FALSE is returned. The data beyond that position must NOT be discarded if you suspend; it needs to be re-read upon resumption. In most implementations, you'll need to shift this data down to the start of your work buffer and then load more data after it. Again, this behavior means that a several-Kbyte work buffer is essential for decent performance; furthermore, you should load a reasonable amount of new data before resuming decompression. (If you loaded, say, only one new byte each time around, you could waste a LOT of cycles.)

The `skip_input_data()` source manager routine requires special care in a suspension scenario.

This routine is NOT granted the ability to suspend the decompressor; it can decrement `bytes_in_buffer` to zero, but no more. If the requested skip distance exceeds the amount of data currently in the input buffer, then `skip_input_data()` must set `bytes_in_buffer` to zero and record the additional skip distance somewhere else. The decompressor will immediately call `fill_input_buffer()`, which should return FALSE, which will cause a suspension return. The surrounding application must then arrange to discard the recorded number of bytes before it resumes loading the input buffer. (Yes, this design is rather baroque, but it avoids complexity in the far more common case where a non-suspending source manager is used.)

If the input data has been exhausted, we recommend that you emit a warning and insert dummy EOI markers just as a non-suspending data source manager would do. This can be handled either in the surrounding application logic or within `fill_input_buffer()`; the latter is probably more efficient. If

`fill_input_buffer()` knows that no more data is available, it can set the pointer/count to point to a dummy EOI marker and then return TRUE just as though it had read more data in a non-suspending situation.

The decompressor does not attempt to suspend within standard JPEG markers;

instead it will backtrack to the start of the marker and reprocess the whole marker next time. Hence the input buffer must be large enough to hold the longest standard marker in the file. Standard JPEG markers should normally not exceed a few hundred bytes each (DHT tables are typically the longest). We recommend at least a 2K buffer for performance reasons, which is much larger than any correct marker is likely to be. For robustness against damaged marker length counts, you may wish to insert a test in your application for the case that the input buffer is completely full and yet the decoder has suspended without consuming any data --- otherwise, if this situation did occur, it would lead to an endless loop. (The library can't provide this test since it has no idea whether "the buffer is full", or even whether there is a fixed-size input buffer.)

The input buffer would need to be 64K to allow for arbitrary COM or APPn markers, but these are handled specially: they are either saved into allocated memory, or skipped over by calling `skip_input_data()`. In the former case, suspension is handled correctly, and in the latter case, the problem of buffer overrun is placed on `skip_input_data`'s shoulders, as explained above. Note that if you provide your own marker handling routine for large markers, you should consider how to deal with buffer overflow.

Multiple-buffer management:

In some applications it is desirable to store the compressed data in a linked list of buffer areas, so as to avoid data copying. This can be handled by having `empty_output_buffer()` or `fill_input_buffer()` set the pointer and count to reference the next available buffer; `FALSE` is returned only if no more buffers are available. Although seemingly straightforward, there is a pitfall in this approach: the backtrack that occurs when `FALSE` is returned could back up into an earlier buffer. For example, when `fill_input_buffer()` is called, the current pointer & count indicate the backtrack restart point. Since `fill_input_buffer()` will set the pointer and count to refer to a new buffer, the restart position must be saved somewhere else. Suppose a second call to `fill_input_buffer()` occurs in the same library call, and no additional input data is available, so `fill_input_buffer` must return `FALSE`. If the JPEG library has not moved the pointer/count forward in the current buffer, then *the correct restart point is the saved position in the prior buffer*. Prior buffers may be discarded only after the library establishes a restart point within a later buffer. Similar remarks apply for output into a chain of buffers.

The library will never attempt to backtrack over a `skip_input_data()` call, so any skipped data can be permanently discarded. You still have to deal with the case of skipping not-yet-received data, however.

It's much simpler to use only a single buffer; when `fill_input_buffer()` is called, move any unconsumed data (beyond the current pointer/count) down to the beginning of this buffer and then load new data into the remaining buffer space. This approach requires a little more data copying but is far easier to get right.

Progressive JPEG support

Progressive JPEG rearranges the stored data into a series of scans of increasing quality. In situations where a JPEG file is transmitted across a slow communications link, a decoder can generate a low-quality image very quickly from the first scan, then gradually improve the displayed quality as more scans are received. The final image after all scans are complete is identical to that of a regular (sequential) JPEG file of the same quality setting. Progressive JPEG files are often slightly smaller than equivalent sequential JPEG files, but the possibility of incremental display is the main reason for using progressive JPEG.

The IJG encoder library generates progressive JPEG files when given a suitable "scan script" defining how to divide the data into scans. Creation of progressive JPEG files is otherwise transparent to the encoder. Progressive JPEG files can also be read transparently by the decoder library. If the decoding application simply uses the library as defined above, it will receive a final decoded image without any indication that the file was progressive. Of course, this approach does not allow incremental display. To perform incremental display, an application needs to use the decoder library's "buffered-image" mode, in which it receives a decoded image multiple times.

Each displayed scan requires about as much work to decode as a full JPEG image of the same size, so the decoder must be fairly fast in relation to the data transmission rate in order to make incremental display useful. However, it is possible to skip displaying the image and simply add the incoming bits to the decoder's coefficient buffer. This is fast because only Huffman decoding need be done, not IDCT, upsampling, colorspace conversion, etc. The IJG decoder library allows the application to switch dynamically between displaying the image and simply absorbing the incoming bits. A properly coded application can automatically adapt the number of display passes to suit the time available as the image is received. Also, a final higher-quality display cycle can be performed from the buffered data after the end of the file is reached.

Progressive compression:

To create a progressive JPEG file (or a multiple-scan sequential JPEG file), set the scan_info cinfo field to point to an array of scan descriptors, and perform compression as usual. Instead of constructing your own scan list, you can call the jpeg_simple_progression() helper routine to create a recommended

progression sequence; this method should be used by all applications that don't want to get involved in the nitty-gritty of progressive scan sequence design. (If you want to provide user control of scan sequences, you may wish to borrow the scan script reading code found in rdswitch.c, so that you can read scan script files just like cjpeg's.)

When scan_info is not NULL, the compression library will store DCT'd data into a buffer array as jpeg_write_scanlines() is called, and will emit all the requested scans during jpeg_finish_compress(). This implies that multiple-scan output cannot be created with a suspending data destination manager, since jpeg_finish_compress() does not support suspension. We should also note that the compressor currently forces Huffman optimization mode when creating a progressive JPEG file, because the default Huffman tables are unsuitable for progressive files.

Progressive decompression:

When buffered-image mode is not used, the decoder library will read all of a multi-scan file during jpeg_start_decompress(), so that it can provide a final decoded image. (Here "multi-scan" means either progressive or multi-scan sequential.) This makes multi-scan files transparent to the decoding application. However, existing applications that used suspending input with version 5 of the IJG library will need to be modified to check for a suspension return from jpeg_start_decompress().

To perform incremental display, an application must use the library's buffered-image mode. This is described in the next section.

Buffered-image mode

In buffered-image mode, the library stores the partially decoded image in a coefficient buffer, from which it can be read out as many times as desired. This mode is typically used for incremental display of progressive JPEG files, but it can be used with any JPEG file. Each scan of a progressive JPEG file adds more data (more detail) to the buffered image. The application can display in lockstep with the source file (one display pass per input scan), or it can allow input processing to outrun display processing. By making input and display processing run independently, it is possible for the application to adapt progressive display to a wide range of data transmission rates.

The basic control flow for buffered-image decoding is

```
jpeg_create_decompress()
set data source
jpeg_read_header()
set overall decompression parameters
cinfo.buffered_image = TRUE; /* select buffered-image mode */
jpeg_start_decompress()
for (each output pass) {
    adjust output decompression parameters if required
    jpeg_start_output() /* start a new output pass */
    for (all scanlines in image) {
        jpeg_read_scanlines()
        display scanlines
    }
    jpeg_finish_output() /* terminate output pass */
}
jpeg_finish_decompress()
jpeg_destroy_decompress()
```

This differs from ordinary unbuffered decoding in that there is an additional level of looping. The application can choose how many output passes to make and how to display each pass.

The simplest approach to displaying progressive images is to do one display pass for each scan appearing in the input file. In this case the outer loop condition is typically

```
while (! jpeg_input_complete(&cinfo))
and the start-output call should read
jpeg_start_output(&cinfo, cinfo.input_scan_number);
```

The second parameter to `jpeg_start_output()` indicates which scan of the input file is to be displayed; the scans are numbered starting at 1 for this purpose. (You can use a loop counter starting at 1 if you like, but using the library's input scan counter is easier.) The library automatically reads data as necessary to complete each requested scan, and `jpeg_finish_output()` advances to the next scan or end-of-image marker (hence `input_scan_number` will be incremented by the time control arrives back at `jpeg_start_output()`). With this technique, data is read from the input file only as needed, and input and output processing run in lockstep.

After reading the final scan and reaching the end of the input file, the buffered image remains available; it can be read additional times by repeating the `jpeg_start_output()/jpeg_read_scanlines()/jpeg_finish_output()` sequence. For example, a useful technique is to use fast one-pass color quantization for display passes made while the image is arriving, followed by

a final display pass using two-pass quantization for highest quality. This is done by changing the library parameters before the final output pass. Changing parameters between passes is discussed in detail below.

In general the last scan of a progressive file cannot be recognized as such until after it is read, so a post-input display pass is the best approach if you want special processing in the final pass.

When done with the image, be sure to call `jpeg_finish_decompress()` to release the buffered image (or just use `jpeg_destroy_decompress()`).

If input data arrives faster than it can be displayed, the application can cause the library to decode input data in advance of what's needed to produce output. This is done by calling the routine `jpeg_consume_input()`.

The return value is one of the following:

`JPEG_REACHED_SOS`: reached an SOS marker (the start of a new scan)

`JPEG_REACHED_EOI`: reached the EOI marker (end of image)

`JPEG_ROW_COMPLETED`: completed reading one MCU row of compressed data

`JPEG_SCAN_COMPLETED`: completed reading last MCU row of current scan

`JPEG_SUSPENDED`: suspended before completing any of the above

(`JPEG_SUSPENDED` can occur only if a suspending data source is used.) This routine can be called at any time after initializing the JPEG object. It

reads some additional data and returns when one of the indicated significant events occurs. (If called after the EOI marker is reached, it will

immediately return `JPEG_REACHED_EOI` without attempting to read more data.)

The library's output processing will automatically call `jpeg_consume_input()` whenever

the output processing overtakes the input; thus, simple lockstep display requires no direct calls to `jpeg_consume_input()`. But by adding calls to `jpeg_consume_input()`, you can absorb data in advance of what is being displayed. This has two benefits:

- * You can limit buildup of unprocessed data in your input buffer.
- * You can eliminate extra display passes by paying attention to the state of the library's input processing.

The first of these benefits only requires interspersing calls to `jpeg_consume_input()` with your display operations and any other processing you may be doing. To avoid wasting cycles due to backtracking, it's best to call `jpeg_consume_input()` only after a hundred or so new bytes have arrived. This is discussed further under "I/O suspension", above. (Note: the JPEG library currently is not thread-safe. You must not call `jpeg_consume_input()` from one thread of control if a different library routine is working on the same JPEG object in another thread.)

When input arrives fast enough that more than one new scan is available

before you start a new output pass, you may as well skip the output pass corresponding to the completed scan. This occurs for free if you pass `cinfo.input_scan_number` as the target scan number to `jpeg_start_output()`. The `input_scan_number` field is simply the index of the scan currently being consumed by the input processor. You can ensure that this is up-to-date by emptying the input buffer just before calling `jpeg_start_output()`: call `jpeg_consume_input()` repeatedly until it returns `JPEG_SUSPENDED` or `JPEG_REACHED_EOI`.

The target scan number passed to `jpeg_start_output()` is saved in the `cinfo.output_scan_number` field. The library's output processing calls `jpeg_consume_input()` whenever the current input scan number and row within that scan is less than or equal to the current output scan number and row. Thus, input processing can "get ahead" of the output processing but is not allowed to "fall behind".

You can achieve several different effects by manipulating this interlock rule. For example, if you pass a target scan number greater than the current input scan number, the output processor will wait until that scan starts to arrive before producing any output. (To avoid an infinite loop, the target scan number is automatically reset to the last scan number when the end of image is reached. Thus, if you specify a large target scan number, the library will just absorb the entire input file and then perform an output pass. This is effectively the same as what `jpeg_start_decompress()` does when you don't select buffered-image mode.) When you pass a target scan number equal to the current input scan number, the image is displayed no faster than the current input scan arrives. The final possibility is to pass a target scan number less than the current input scan number; this disables the input/output interlock and causes the output processor to simply display whatever it finds in the image buffer, without waiting for input. (However, the library will not accept a target scan number less than one, so you can't avoid waiting for the first scan.)

When data is arriving faster than the output display processing can advance through the image, `jpeg_consume_input()` will store data into the buffered image beyond the point at which the output processing is reading data out again. If the input arrives fast enough, it may "wrap around" the buffer to the point where the input is more than one whole scan ahead of the output. If the output processing simply proceeds through its display pass without paying attention to the input, the effect seen on-screen is that the lower part of the image is one or more scans better in quality than the upper part. Then, when the next output scan is started, you have a choice of what target scan number to use. The recommended choice is to use the current input scan number at that time, which implies that you've skipped the output scans corresponding

to the input scans that were completed while you processed the previous output scan. In this way, the decoder automatically adapts its speed to the arriving data, by skipping output scans as necessary to keep up

with the arriving data.

When using this strategy, you'll want to be sure that you perform a final output pass after receiving all the data; otherwise your last display may not be full quality across the whole screen. So the right outer loop logic is something like this:

```
do {
    absorb any waiting input by calling jpeg_consume_input()
    final_pass = jpeg_input_complete(&cinfo);
    adjust output decompression parameters if required
    jpeg_start_output(&cinfo, cinfo.input_scan_number);
    ...
    jpeg_finish_output()
} while (! final_pass);
```

rather than quitting as soon as `jpeg_input_complete()` returns TRUE. This arrangement makes it simple to use higher-quality decoding parameters for the final pass. But if you don't want to use special parameters for the

final pass, the right loop logic is like this:

```
for (;;) {
    absorb any waiting input by calling jpeg_consume_input()
    jpeg_start_output(&cinfo, cinfo.input_scan_number);
    ...
    jpeg_finish_output()
    if (jpeg_input_complete(&cinfo) &&
        cinfo.input_scan_number == cinfo.output_scan_number)
        break;
}
```

In this case you don't need to know in advance whether an output pass is to be the last one, so it's not necessary to have reached EOF before starting the final output pass; rather, what you want to test is whether the output pass was performed in sync with the final input scan. This form of the loop will avoid an extra output pass whenever the decoder is able (or nearly able) to keep up with the incoming data.

When the data transmission speed is high, you might begin a display pass, then find that much or all of the file has arrived before you can complete the pass. (You can detect this by noting the `JPEG_REACHED_EOI` return code from `jpeg_consume_input()`, or equivalently by testing `jpeg_input_complete()`.)

In this situation you may wish to abort the current display pass and start a new one using the newly arrived information. To do so, just call `jpeg_finish_output()` and then start a new pass with `jpeg_start_output()`.

A variant strategy is to abort and restart display if more than one complete scan arrives during an output pass; this can be detected by noting `JPEG_REACHED_SOS` returns and/or examining `cinfo.input_scan_number`. This idea should be employed with caution, however, since the display process

might never get to the bottom of the image before being aborted, resulting in the lower part of the screen being several passes worse than the upper. In most cases it's probably best to abort an output pass only if the whole file has arrived and you want to begin the final output pass immediately.

When receiving data across a communication link, we recommend always using the current input scan number for the output target scan number;

if a

higher-quality final pass is to be done, it should be started (aborting any incomplete output pass) as soon as the end of file is received. However, many other strategies are possible. For example, the application can examine the parameters of the current input scan and decide whether to display it or not. If the scan contains only chroma data, one might choose not to use it as the target scan, expecting that the scan will be small and will arrive quickly. To skip to the next scan, call `jpeg_consume_input()` until it returns `JPEG_REACHED_SOS` or `JPEG_REACHED_EOI`. Or just use the next higher number as the target scan for `jpeg_start_output()`; but that method doesn't let you inspect the next scan's parameters before deciding to display it.

In buffered-image mode, `jpeg_start_decompress()` never performs input and thus never suspends. An application that uses input suspension with buffered-image mode must be prepared for suspension returns from these routines:

- * `jpeg_start_output()`

performs input only if you request 2-pass quantization and the target scan isn't fully read yet. (This is discussed below.)

- * `jpeg_read_scanlines()`, as always, returns the number of scanlines that it was able to produce before suspending.

- * `jpeg_finish_output()` will read any markers following the target scan, up to the end of the file or the SOS marker that begins another scan. (But it reads no input if `jpeg_consume_input()` has already reached the end of the file or a SOS marker beyond the target output scan.)

- * `jpeg_finish_decompress()` will read until the end of file, and thus can suspend if the end hasn't already been reached (as can be tested by calling `jpeg_input_complete()`).

`jpeg_start_output()`, `jpeg_finish_output()`, and `jpeg_finish_decompress()` all return `TRUE` if they completed their tasks, `FALSE` if they had to suspend.

In the event of a `FALSE` return, the application must load more input data and repeat the call. Applications that use non-suspending data sources need

not check the return values of these three routines.

It is possible to change decoding parameters between output passes in the buffered-image mode. The decoder library currently supports only very limited changes of parameters. **ONLY THE FOLLOWING** parameter changes are allowed after `jpeg_start_decompress()` is called:

- * `dct_method` can be changed before each call to `jpeg_start_output()`.
For example, one could use a fast DCT method for early scans, changing to a higher quality method for the final scan.
- * `dither_mode` can be changed before each call to `jpeg_start_output()`;
of course this has no impact if not using color quantization. Typically one would use ordered dither for initial passes, then switch to Floyd-Steinberg dither for the final pass. Caution: changing dither mode can cause more memory to be allocated by the library. Although the amount of memory involved is not large (a scanline or so), it may cause the initial `max_memory_to_use` specification to be exceeded, which in the worst case would result in an out-of-memory failure.
- * `do_block_smoothing` can be changed before each call to `jpeg_start_output()`.
This setting is relevant only when decoding a progressive JPEG image. During the first DC-only scan, block smoothing provides a very "fuzzy" look instead of the very "blocky" look seen without it; which is better seems a matter of personal taste. But block smoothing is nearly always a win during later stages, especially when decoding a successive-approximation image: smoothing helps to hide the slight blockiness that otherwise shows up on smooth gradients until the lowest coefficient bits are sent.
- * Color quantization mode can be changed under the rules described below. You *cannot* change between full-color and quantized output (because that would alter the required I/O buffer sizes), but you can change which quantization method is used.

When generating color-quantized output, changing quantization method is a

very useful way of switching between high-speed and high-quality display.

The library allows you to change among its three quantization methods:

1. Single-pass quantization to a fixed color cube.
Selected by `cinfo.two_pass_quantize = FALSE` and `cinfo.colormap = NULL`.
 2. Single-pass quantization to an application-supplied colormap.
Selected by setting `cinfo.colormap` to point to the colormap (the value of `two_pass_quantize` is ignored); also set `cinfo.actual_number_of_colors`.
 3. Two-pass quantization to a colormap chosen specifically for the image.
Selected by `cinfo.two_pass_quantize = TRUE` and `cinfo.colormap = NULL`.
(This is the default setting selected by `jpeg_read_header`, but it is probably NOT what you want for the first pass of progressive display!)
- These methods offer successively better quality and lesser speed. However, only the first method is available for quantizing in non-RGB color spaces.

IMPORTANT: because the different quantizer methods have very different working-storage requirements, the library requires you to indicate which one(s) you intend to use before you call `jpeg_start_decompress()`. (If we did not require this, the `max_memory_to_use` setting would be a complete fiction.) You do this by setting one or more of these three `cinfo` fields to `TRUE`:

`enable_1pass_quant` Fixed color cube colormap

`enable_external_quant` Externally-supplied colormap

`enable_2pass_quant` Two-pass custom colormap

All three are initialized FALSE by `jpeg_read_header()`. But `jpeg_start_decompress()` automatically sets TRUE the one selected by the current `two_pass_quantize` and colormap settings, so you only need to set the enable flags for any other quantization methods you plan to change to later.

After setting the enable flags correctly at `jpeg_start_decompress()` time, you can change to any enabled quantization method by setting `two_pass_quantize` and colormap properly just before calling `jpeg_start_output()`. The following special rules apply:

1. You must

explicitly set `cinfo.colormap` to NULL when switching to 1-pass or 2-pass mode from a different mode, or when you want the 2-pass quantizer to be re-run to generate a new colormap.

2. To switch to an external colormap, or to change to a different external colormap than was used on the prior pass, you must call `jpeg_new_colormap()` after setting `cinfo.colormap`.

NOTE: if you want to use the same colormap as was used in the prior pass, you should not do either of these things. This will save some nontrivial switchover costs.

(These requirements exist because `cinfo.colormap` will always be non-NULL after completing a prior output pass, since both the 1-pass and 2-pass quantizers set it to point to their output colormaps. Thus you have to do one of these two things to notify the library that something has changed. Yup, it's a bit klugy, but it's necessary to do it this way for backwards compatibility.)

Note that in buffered-image mode, the library generates any requested colormap during `jpeg_start_output()`, not during `jpeg_start_decompress()`.

When using two-pass quantization, `jpeg_start_output()` makes a pass over the buffered image to determine the optimum color map; it therefore may take a significant amount of time, whereas ordinarily it does little work. The progress monitor hook is called during this pass, if defined. It is also important to realize that if the specified target scan number is greater than or equal to the current input scan number, `jpeg_start_output()` will attempt to consume input as it makes this pass. If you use a suspending data source, you need to check for a FALSE return from `jpeg_start_output()` under these conditions. The combination of 2-pass quantization and a not-yet-fully-read target scan is the only case in which `jpeg_start_output()` will consume input.

Application authors who support buffered-image mode may be tempted to use it for all JPEG images, even single-scan ones. This will work, but it is inefficient: there is

no need to create an image-sized coefficient buffer for single-scan images. Requesting buffered-image mode for such an image wastes memory. Worse, it can cost time on large images, since the buffered data has to be swapped out or written to a temporary file. If you are concerned about maximum performance on baseline JPEG files, you should use buffered-image mode only when the incoming file actually has multiple scans. This can be tested by calling `jpeg_has_multiple_scans()`, which will return a correct result at any time after `jpeg_read_header()` completes.

It is also worth noting that when you use `jpeg_consume_input()` to let input processing get ahead of output processing, the resulting pattern of access to the coefficient buffer is quite nonsequential. It's best to use the memory manager `jmemnobs.c` if you can (ie, if you have enough real or virtual main memory). If not, at least make sure that `max_memory_to_use` is set as high as possible. If the JPEG memory manager has to use a temporary file, you will probably see a lot of disk traffic and poor performance. (This could be improved with additional work on the memory manager, but we haven't gotten around to it yet.)

In some applications it may be convenient to use `jpeg_consume_input()` for all input processing, including reading the initial markers; that is, you may wish to call `jpeg_consume_input()` instead of `jpeg_read_header()` during startup. This works, but note that you must check for `JPEG_REACHED_SOS` and `JPEG_REACHED_EOI` return codes as the equivalent of `jpeg_read_header()`'s codes. Once the first SOS marker has been reached, you must call `jpeg_start_decompress()` before `jpeg_consume_input()` will consume more input; it'll just keep returning `JPEG_REACHED_SOS` until you do. If you read a tables-only file this way, `jpeg_consume_input()` will return `JPEG_REACHED_EOI` without ever returning `JPEG_REACHED_SOS`; be sure to check for this case. If this happens, the decompressor will not read any more input until you call `jpeg_abort()` to reset it. It is OK to call `jpeg_consume_input()` even when not using buffered-image mode, but in that case it's basically a no-op after the initial markers have been read: it will just return `JPEG_SUSPENDED`.

Abbreviated datastreams and multiple images

A JPEG compression or decompression object can be reused to process multiple images. This saves a small amount of time per image by eliminating the "create" and "destroy" operations, but that isn't the real purpose of the feature. Rather, reuse of an object provides support for abbreviated JPEG datastreams. Object reuse can also simplify processing a series of images in a single input or output file. This section explains these features.

A JPEG file normally contains several hundred bytes worth of quantization

and Huffman tables. In a situation where many images will be stored or transmitted with identical tables, this may represent an annoying overhead.

The JPEG

standard therefore permits tables to be omitted. The standard defines three classes of JPEG datastreams:

- * "Interchange" datastreams contain an image and all tables needed to decode the image. These are the usual kind of JPEG file.
- * "Abbreviated image" datastreams contain an image, but are missing some or all of the tables needed to decode that image.
- * "Abbreviated table specification" (henceforth "tables-only") datastreams contain only table specifications.

To decode an abbreviated image, it is necessary to load the missing table(s) into the decoder beforehand. This can be accomplished by reading a separate tables-only file. A variant scheme uses a series of images in which the first image is an interchange (complete) datastream, while subsequent ones are abbreviated and rely on the tables loaded by the first image. It is assumed that once the decoder has read a table, it will remember that table until a new definition for the same table number is encountered.

It

is the application designer's responsibility to figure out how to associate the correct tables with an abbreviated image. While abbreviated datastreams can be useful in a closed environment, their use is strongly discouraged in any situation where data exchange with other applications might be needed. Caveat designer.

The JPEG library provides support for reading and writing any combination of tables-only datastreams and abbreviated images. In both compression and decompression objects, a quantization or Huffman table will be retained for the lifetime of the object, unless it is overwritten by a new table definition.

To create abbreviated image datastreams, it is only necessary to tell the compressor not to emit some or all of the tables it is using. Each quantization and Huffman table struct contains a boolean field "sent_table", which normally is initialized to FALSE. For each table used by the image, the header-writing process emits the table and sets sent_table = TRUE unless it is already TRUE. (In normal usage, this prevents outputting the same table definition multiple times, as would otherwise occur because the chroma components typically share tables.) Thus, setting this field to TRUE before calling jpeg_start_compress() will prevent the table from being written at all.

If you want to create a "pure" abbreviated image file containing no tables, just call "jpeg_suppress_tables(&cinfo, TRUE)" after constructing all the tables. If you want to emit some but not all tables, you'll need to set the individual sent_table fields directly.

To create an abbreviated image, you must also call `jpeg_start_compress()` with a second parameter of `FALSE`, not `TRUE`. Otherwise `jpeg_start_compress()` will force all the `sent_tables` fields to `FALSE`. (This is a safety feature to prevent abbreviated images from being created accidentally.)

To create a tables-only file, perform the same parameter setup that you normally would, but instead of calling `jpeg_start_compress()` and so on, call `jpeg_write_tables(&cinfo)`. This will write an abbreviated datastream containing only SOI, DQT and/or DHT markers, and EOI. All the quantization and Huffman tables that are currently defined in the compression object will be emitted unless their `sent_tables` flag is already `TRUE`, and then all the `sent_tables` flags will be set `TRUE`.

A sure-fire way to create matching tables-only and abbreviated image files is to proceed as follows:

```
create JPEG compression object
set JPEG parameters
set destination to tables-only file
jpeg_write_tables(&cinfo);
set destination to image file
jpeg_start_compress(&cinfo, FALSE);
write data...
jpeg_finish_compress(&cinfo);
```

Since the JPEG parameters are not altered between writing the table file and the abbreviated image file, the same tables are sure to be used. Of course, you can repeat the `jpeg_start_compress() ... jpeg_finish_compress()` sequence many times to produce many abbreviated image files matching the table file.

You

cannot suppress output of the computed Huffman tables when Huffman optimization is selected. (If you could, there'd be no way to decode the image...) Generally, you don't want to set `optimize_coding = TRUE` when you are trying to produce abbreviated files.

In some cases you might want to compress an image using tables which are not stored in the application, but are defined in an interchange or tables-only file readable by the application. This can be done by setting up a JPEG decompression object to read the specification file, then copying the tables into your compression object. See `jpeg_copy_critical_parameters()` for an example of copying quantization tables.

To read abbreviated image files, you simply need to load the proper tables into the decompression object before trying to read the abbreviated image.

If the proper tables are stored in the application program, you can just allocate the table structs and fill in their contents directly. For example, to load a fixed quantization table into table slot "n":

```
if (cinfo.quant_tbl_ptrs[n] == NULL)
    cinfo.quant_tbl_ptrs[n] = jpeg_alloc_quant_table((j_common_ptr) &cinfo);
quant_ptr = cinfo.quant_tbl_ptrs[n]; /* quant_ptr is JQUANT_TBL* */
for (i = 0; i < 64; i++) {
    /* Qtable[] is desired quantization table, in natural array order */
    quant_ptr->quantval[i] = Qtable[i];
}
```

Code to load a fixed Huffman table is typically (for AC table "n"):

```
if (cinfo.ac_huff_tbl_ptrs[n] == NULL)
    cinfo.ac_huff_tbl_ptrs[n] = jpeg_alloc_huff_table((j_common_ptr) &cinfo);
huff_ptr = cinfo.ac_huff_tbl_ptrs[n]; /* huff_ptr is JHUFF_TBL* */
for (i = 1; i <= 16; i++) {
    /* counts[i] is number of Huffman codes of length i bits, i=1..16 */
    huff_ptr->bits[i] = counts[i];
}
for (i = 0; i < 256; i++) {
    /* symbols[] is the list of Huffman symbols, in code-length order */
    huff_ptr->huffval[i] = symbols[i];
}
```

(Note that trying to set `cinfo.quant_tbl_ptrs[n]` to point directly at a constant `JQUANT_TBL` object is not safe. If the incoming file happened to contain a quantization table definition, your master table would get overwritten! Instead allocate a working table copy and copy the master table into it, as illustrated above. Ditto for Huffman tables, of course.)

You might want to read the tables from a tables-only file, rather than hard-wiring them into your application. The `jpeg_read_header()` call is sufficient to read a tables-only file. You must pass a second parameter of `FALSE` to indicate that you do not require an image to be present. Thus, the typical scenario is

```
create JPEG decompression object
set source to tables-only file
jpeg_read_header(&cinfo, FALSE);
set source to abbreviated image file
jpeg_read_header(&cinfo, TRUE);
set decompression parameters
jpeg_start_decompress(&cinfo);
read data...
```

```
jpeg_finish_decompress(&cinfo);
```

In some cases, you may want to read a file without knowing whether it contains an image

or just tables. In that case, pass `FALSE` and check the return value from `jpeg_read_header()`: it will be `JPEG_HEADER_OK` if an image was found, `JPEG_HEADER_TABLES_ONLY` if only tables were found. (A third return value, `JPEG_SUSPENDED`, is possible when using a suspending data source manager.) Note that `jpeg_read_header()` will not complain if you read an abbreviated image for which you haven't loaded the missing tables; the missing-table check occurs later, in `jpeg_start_decompress()`.

It is possible to read a series of images from a single source file by repeating the `jpeg_read_header() ... jpeg_finish_decompress()` sequence, without releasing/recreating the JPEG object or the data source module. (If you did reinitialize, any partial bufferload left in the data source buffer at the end of one image would be discarded, causing you to lose the start of the next image.) When you use this method, stored tables are automatically carried forward, so some of the images can be abbreviated images that depend on tables from earlier images.

If you intend to write a series of images into a single destination file, you might want to make a specialized data destination module that doesn't flush the output buffer at `term_destination()` time. This would speed things up by some trifling amount. Of course, you'd need to remember to flush the buffer after the last image. You can make the later images be abbreviated ones by passing `FALSE` to `jpeg_start_compress()`.

Special markers

Some applications may need to insert or extract special data in the JPEG datastream. The JPEG standard provides marker types "COM" (comment) and "APP0" through "APP15" (application) to hold application-specific data. Unfortunately, the use of these markers is not specified by the standard. COM markers are fairly widely used to hold user-supplied text. The JFIF file format spec uses APP0 markers with specified initial strings to hold certain data. Adobe applications use APP14 markers beginning with the string "Adobe" for miscellaneous data. Other APPn markers are rarely seen, but might contain almost anything.

If you wish to store user-supplied text, we recommend you use COM markers and place readable 7-bit ASCII text in them. Newline conventions are not standardized --- expect to find LF (Unix style), CR/LF (DOS style), or CR

(Mac style). A robust COM reader should be able to cope with random binary garbage, including nulls, since some applications generate COM markers containing non-ASCII junk. (But yours should not be one of them.)

For program-supplied data, use an APPn marker, and be sure to begin it with an identifying string so that you can tell whether the marker is actually yours. It's probably best to avoid using APP0 or APP14 for any private markers. (NOTE: the upcoming SPIFF standard will use APP8 markers; we recommend you not use APP8 markers for any private purposes, either.)

Keep in mind that at most 65533 bytes can be put into one marker, but you can have as many markers as you like.

By default, the IJG compression library will write a JFIF APP0 marker if the selected JPEG colorspace is grayscale or YCbCr, or an Adobe APP14 marker if the selected colorspace is RGB, CMYK, or YCCK. You can disable this, but we don't recommend it. The decompression library will recognize JFIF and Adobe markers and will set the JPEG colorspace properly when one is found.

You can write special markers immediately following the datastream header by calling `jpeg_write_marker()` after `jpeg_start_compress()` and before the first call to `jpeg_write_scanlines()`. When you do this, the markers appear after the SOI and the JFIF APP0 and Adobe APP14 markers (if written), but before all else. Specify the marker type parameter as "JPEG_COM" for COM or "JPEG_APP0 + n" for APPn. (Actually, `jpeg_write_marker` will let you write any marker type, but we don't recommend writing any other kinds of marker.)

For example, to write a user comment string pointed to `comment_text`:

```
jpeg_write_marker(cinfo, JPEG_COM, comment_text, strlen(comment_text));
```

If it's not convenient to store all the marker data in memory at once, you can instead call `jpeg_write_m_header()` followed by multiple calls to `jpeg_write_m_byte()`. If you do it this way, it's your responsibility to call `jpeg_write_m_byte()` exactly the number of times given in the length parameter to `jpeg_write_m_header()`. (This method lets you empty the output buffer partway through a marker, which might be important when using a suspending data destination module. In any case, if you are using a suspending destination, you should flush its buffer after inserting any special markers. See "I/O suspension".)

Or, if you prefer to synthesize the marker byte sequence yourself, you can just cram it straight into the data destination module.

If you are writing JFIF 1.02 extension markers (thumbnail images), don't forget to set `cinfo.JFIF_minor_version = 2` so that the encoder will write the correct

JFIF version number in the JFIF header marker. The library's default is to write version 1.01, but that's wrong if you insert any 1.02 extension markers. (We could probably get away with just defaulting to 1.02, but there used to be broken decoders that would complain about unknown minor version numbers. To reduce compatibility risks it's safest not to write 1.02 unless you are actually using 1.02 extensions.)

When reading, two methods of handling special markers are available:

1. You can ask the library to save the contents of COM and/or APPn markers into memory, and then examine them at your leisure afterwards.
2. You can supply your own routine to process COM and/or APPn markers on-the-fly as they are read.

The first method is simpler to use, especially if you are using a suspending data source; writing a marker processor that copes with input suspension is not easy (consider what happens if the marker is longer than your available input buffer). However, the second method conserves memory since the marker data need not be kept around after it's been processed.

For either method, you'd normally set up marker handling after creating a decompression object and before calling `jpeg_read_header()`, because the markers of interest will typically be near the head of the file and so will be scanned by `jpeg_read_header`. Once you've established a marker handling method, it will be used for the life of that decompression object (potentially many datastreams), unless you change it. Marker handling is determined separately for COM markers and for each APPn marker code.

To save the contents of special markers in memory, call

```
jpeg_save_markers(cinfo, marker_code, length_limit)
```

where `marker_code` is the marker type to save, `JPEG_COM` or `JPEG_APP0+n`.

(To arrange to save all the special marker types, you need to call this routine 17 times, for COM and APP0-APP15.) If the incoming marker is longer than `length_limit` data bytes, only `length_limit` bytes will be saved; this parameter

allows you to avoid chewing up memory when you only need to see the first few bytes of a potentially large marker. If you want to save all the data, set `length_limit` to `0xFFFF`; that is enough since marker lengths are only 16 bits. As a special case, setting `length_limit` to 0 prevents that marker type from being saved at all. (That is the default behavior, in fact.)

After `jpeg_read_header()` completes, you can examine the special markers by following the `cinfo->marker_list` pointer chain. All the special markers in the file appear in this list, in order of their occurrence in the file (but omitting any markers of types you didn't ask for). Both the original data length and the saved data length are recorded for each list entry; the latter will not exceed `length_limit` for the particular marker type. Note that these

lengths exclude the marker length word, whereas the stored representation within the JPEG file includes it. (Hence the maximum data length is really only 65533.)

It

is possible that additional special markers appear in the file beyond the SOS marker at which `jpeg_read_header` stops; if so, the marker list will be extended during reading of the rest of the file. This is not expected to be common, however. If you are short on memory you may want to reset the length limit to zero for all marker types after finishing `jpeg_read_header`, to ensure that the `max_memory_to_use` setting cannot be exceeded due to addition of later markers.

The marker list remains stored until you call `jpeg_finish_decompress` or `jpeg_abort`, at which point the memory is freed and the list is set to empty. (`jpeg_destroy` also releases the storage, of course.)

Note that the library is internally interested in APP0 and APP14 markers; if you try to set a small nonzero length limit on these types, the library will silently force the length up to the minimum it wants. (But you can set a zero length limit to prevent them from being saved at all.) Also, in a 16-bit environment, the maximum length limit may be constrained to less than 65533 by `malloc()` limitations. It is therefore best not to assume that the effective length limit is exactly what you set it to be.

If you want to supply your own marker-reading routine, you do it by calling `jpeg_set_marker_processor()`. A marker processor routine must have the signature

```
boolean jpeg_marker_parser_method (j_decompress_ptr cinfo)
```

Although the marker code is not explicitly passed, the routine can find it in `cinfo->unread_marker`. At the time of call, the marker proper has been read from the data source module. The processor routine is responsible for reading the marker length word and the remaining parameter bytes, if any. Return TRUE to indicate success. (FALSE should be returned only if you are using a suspending data source and it tells you to suspend. See the standard marker processors in `jdmarker.c` for appropriate coding methods if you need to use a suspending data source.)

If you override the default

APP0 or APP14 processors, it is up to you to recognize JFIF and Adobe markers if you want colorspace recognition to occur properly. We recommend copying and extending the default processors if you want to do that. (A better idea is to save these marker types for later examination by calling `jpeg_save_markers()`; that method doesn't interfere with the library's own processing of these markers.)

`jpeg_set_marker_processor()` and `jpeg_save_markers()` are mutually exclusive --- if you call one it overrides any previous call to the other, for the particular marker type specified.

A simple example of an external COM processor can be found in `djpeg.c`. Also, see `jpegtran.c` for an example of using `jpeg_save_markers`.

Raw (downsampled) image data

Some applications need to supply already-downsampled image data to the JPEG compressor, or to receive raw downsampled data from the decompressor. The library supports this requirement by allowing the application to write or read raw data, bypassing the normal preprocessing or postprocessing steps. The interface is different from the standard one and is somewhat harder to use. If your interest is merely in bypassing color conversion, we recommend that you use the standard interface and simply set `jpeg_color_space = in_color_space` (or `jpeg_color_space = out_color_space` for decompression). The mechanism described in this section is necessary only to supply or receive downsampled image data, in which not all components have the same dimensions.

To compress raw data, you must supply the data in the colorspace to be used in the JPEG file (please read the earlier section on Special color spaces) and downsampled to the sampling factors specified in the JPEG parameters. You must supply the data in the format used internally by the JPEG library, namely a JSAMPIMAGE array. This is an array of pointers to two-dimensional arrays, each of type JSAMPARRAY. Each 2-D array holds the values for one color component.

This structure is necessary since the components are of different sizes. If the image dimensions are not a multiple of the MCU size, you must also pad the data correctly (usually, this is done by replicating the last column and/or row). The data must be padded to a multiple of a DCT block in each component: that is, each downsampled row must contain a multiple of `block_size` valid samples, and there must be a multiple of `block_size` sample rows for each component. (For applications such as conversion of digital TV images, the standard image size is usually a multiple of the DCT block size, so that no padding need actually be done.)

The procedure for compression of raw data is basically the same as normal compression, except that you call `jpeg_write_raw_data()` in place of `jpeg_write_scanlines()`. Before calling `jpeg_start_compress()`, you must do the following:

* Set `cinfo->raw_data_in` to TRUE. (It is set FALSE by `jpeg_set_defaults()`.)

This notifies the library that you will

be supplying raw data.

Furthermore, set `cinfo->do_fancy_downsampling` to `FALSE` if you want to use real downsampled data. (It is set `TRUE` by `jpeg_set_defaults()`.)

* Ensure `jpeg_color_space` is correct --- an explicit `jpeg_set_colorspace()` call is a good idea. Note that since color conversion is bypassed, `in_color_space` is ignored, except that `jpeg_set_defaults()` uses it to choose the default `jpeg_color_space` setting.

* Ensure the sampling factors, `cinfo->comp_info[i].h_samp_factor` and `cinfo->comp_info[i].v_samp_factor`, are correct. Since these indicate the dimensions of the data you are supplying, it's wise to set them explicitly, rather than assuming the library's defaults are what you want.

To pass raw data to the library, call `jpeg_write_raw_data()` in place of `jpeg_write_scanlines()`. The two routines work similarly except that `jpeg_write_raw_data` takes a `JSAMPIMAGE` data array rather than `JSAMPARRAY`. The scanlines count passed to and returned from `jpeg_write_raw_data` is measured in terms of the component with the largest `v_samp_factor`.

`jpeg_write_raw_data()` processes one MCU row per call, which is to say `v_samp_factor*block_size` sample rows of each component. The passed `num_lines` value must be at least `max_v_samp_factor*block_size`, and the return value will be exactly that amount (or possibly some multiple of that amount, in future library versions). This is true even on the last call at the bottom of the image; don't forget to pad your data as necessary.

The required dimensions of the supplied data can be computed for each component as

```
cinfo->comp_info[i].width_in_blocks*block_size  samples per row
cinfo->comp_info[i].height_in_blocks*block_size rows in image
after jpeg_start_compress() has initialized those fields. If the valid data
is smaller than this, it must be padded appropriately. For some sampling
factors and image sizes, additional dummy DCT blocks are inserted to make
the image a multiple of the MCU dimensions.
```

The library creates such dummy blocks itself; it does not read them from your supplied data. Therefore you need never pad by more than `block_size` samples. An example may help here.

Assume 2h2v downsampling of YCbCr data, that is

```
cinfo->comp_info[0].h_samp_factor = 2  for Y
cinfo->comp_info[0].v_samp_factor = 2
cinfo->comp_info[1].h_samp_factor = 1  for Cb
cinfo->comp_info[1].v_samp_factor = 1
cinfo->comp_info[2].h_samp_factor = 1  for Cr
cinfo->comp_info[2].v_samp_factor = 1
```

and suppose that the nominal image dimensions (`cinfo->image_width` and `cinfo->image_height`) are 101x101 pixels. Then `jpeg_start_compress()` will compute `downsampled_width = 101` and `width_in_blocks = 13` for Y, `downsampled_width = 51` and `width_in_blocks = 7` for Cb and Cr (and the same

for the height fields). You must pad the Y data to at least $13 \times 8 = 104$ columns and rows, the Cb/Cr data to at least $7 \times 8 = 56$ columns and rows. The MCU height is $\text{max_v_samp_factor} = 2$ DCT rows so you must pass at least 16 scanlines

on each call to `jpeg_write_raw_data()`, which is to say 16 actual sample rows of Y and 8 each of Cb and Cr. A total of 7 MCU rows are needed, so you must pass a total of $7 \times 16 = 112$ "scanlines". The last DCT block row of Y data is dummy, so it doesn't matter what you pass for it in the data arrays, but the scanlines count must total up to 112 so that all of the Cb and Cr data gets passed.

Output suspension is supported with raw-data compression: if the data destination module suspends, `jpeg_write_raw_data()` will return 0.

In this case the same data rows must be passed again on the next call.

Decompression with raw data output implies bypassing all postprocessing.

You must deal with the color space and sampling factors present in the incoming file. If your application only handles, say, 2h1v YCbCr data, you must check for and fail on other color spaces or other sampling factors. The library will not convert to a different color space for you.

To obtain raw data output,

set `cinfo->raw_data_out = TRUE` before

`jpeg_start_decompress()` (it is set `FALSE` by `jpeg_read_header()`). Be sure to verify that the color space and sampling factors are ones you can handle.

Furthermore, set `cinfo->do_fancy_upsampling = FALSE` if you want to get real downsampled data (it is set `TRUE` by `jpeg_read_header()`).

Then call `jpeg_read_raw_data()` in place of `jpeg_read_scanlines()`. The decompression process is otherwise the same as usual.

`jpeg_read_raw_data()` returns one MCU row per call, and thus you must pass a buffer of at least $\text{max_v_samp_factor} \times \text{block_size}$ scanlines (scanline counting is the same as for raw-data compression). The buffer you pass must be large enough to hold the actual data plus padding to DCT-block boundaries. As with compression, any entirely dummy DCT blocks are not processed so you need not allocate space for them, but the total scanline count includes them. The above example of computing buffer dimensions for raw-data compression is equally valid for decompression.

Input

suspension is supported with raw-data decompression: if the data source module suspends, `jpeg_read_raw_data()` will return 0. You can also use buffered-image mode to read raw data in multiple passes.

Really raw data: DCT coefficients

It is possible to read or write the contents of a JPEG file as raw DCT coefficients. This facility is mainly intended for use in lossless transcoding between different JPEG file formats. Other possible applications include lossless cropping of a JPEG image, lossless reassembly of a multi-strip or multi-tile TIFF/JPEG file into a single JPEG datastream, etc.

To read the contents of a JPEG file as DCT coefficients, open the file and do `jpeg_read_header()` as usual. But instead of calling `jpeg_start_decompress()` and `jpeg_read_scanlines()`, call `jpeg_read_coefficients()`. This will read the entire image into a set of virtual coefficient-block arrays, one array per component. The return value is a pointer to an array of virtual-array descriptors. Each virtual array can be accessed directly using the JPEG memory manager's `access_virt_barray` method (see Memory management, below, and also read `structure.txt`'s discussion of virtual array handling). Or, for simple transcoding to a different JPEG file format, the array list can just be handed directly to `jpeg_write_coefficients()`.

Each block in the block arrays contains quantized coefficient values in normal array order (not JPEG zigzag order). The block arrays contain only DCT blocks containing real data; any entirely-dummy blocks added to fill out interleaved MCUs at the right or bottom edges of the image are discarded during reading and are not stored in the block arrays. (The size of each block array can be determined from the `width_in_blocks` and `height_in_blocks` fields of the component's `comp_info` entry.) This is also the data format expected by `jpeg_write_coefficients()`.

When you are done using the virtual arrays, call `jpeg_finish_decompress()` to release the array storage and return the decompression object to an idle state; or just call `jpeg_destroy()` if you don't need to reuse the object.

If you use a suspending data source, `jpeg_read_coefficients()` will return NULL if it is forced to suspend; a non-NULL return value indicates successful completion. You need not test for a NULL return value when using a non-suspending data source.

It is also possible to call `jpeg_read_coefficients()` to obtain access to the decoder's coefficient arrays during a normal decode cycle in buffered-image mode. This frammish might be useful for progressively displaying an incoming image and then re-encoding it without loss. To do this, decode in buffered-image mode as discussed previously, then call `jpeg_read_coefficients()` after the last `jpeg_finish_output()` call. The arrays will be available for your use until you call `jpeg_finish_decompress()`.

To write the contents of a JPEG file as DCT coefficients, you must provide

the

DCT coefficients stored in virtual block arrays. You can either pass block arrays read from an input JPEG file by `jpeg_read_coefficients()`, or allocate virtual arrays from the JPEG compression object and fill them yourself. In either case, `jpeg_write_coefficients()` is substituted for `jpeg_start_compress()` and `jpeg_write_scanlines()`. Thus the sequence is

- * Create compression object
- * Set all compression parameters as necessary
- * Request virtual arrays if needed
- * `jpeg_write_coefficients()`
- * `jpeg_finish_compress()`
- * Destroy or re-use compression object

`jpeg_write_coefficients()` is passed a pointer to an array of virtual block array descriptors; the number of arrays is equal to `cinfo.num_components`.

The virtual arrays need only have been requested, not realized, before `jpeg_write_coefficients()` is called. A side-effect of `jpeg_write_coefficients()` is to realize any virtual arrays that have been requested from the compression object's memory manager. Thus, when obtaining the

virtual arrays from the compression object, you should fill the arrays after calling `jpeg_write_coefficients()`. The data is actually written out when you call `jpeg_finish_compress()`; `jpeg_write_coefficients()` only writes the file header.

When writing raw DCT coefficients, it is crucial that the JPEG quantization tables and sampling factors match the way the data was encoded, or the resulting file will be invalid. For transcoding from an existing JPEG file, we recommend using `jpeg_copy_critical_parameters()`. This routine initializes all the compression parameters to default values (like `jpeg_set_defaults()`), then copies the critical information from a source decompression object. The decompression object should have just been used to read the entire JPEG input file --- that is, it should be awaiting `jpeg_finish_decompress()`.

`jpeg_write_coefficients()` marks all tables stored in the compression object as needing to be written to the output file (thus, it acts like `jpeg_start_compress(cinfo, TRUE)`). This is for safety's sake, to avoid emitting abbreviated JPEG files by accident. If you really want to emit an abbreviated JPEG file, call `jpeg_suppress_tables()`, or set the tables' individual `sent_table` flags, between calling `jpeg_write_coefficients()` and `jpeg_finish_compress()`.

Progress monitoring

Some applications may need to regain control from the JPEG library every so

often. The typical use of this feature is to produce a percent-done bar or other progress display. (For a simple example, see `cjpeg.c` or `djpeg.c`.) Although you do get control back frequently during the data-transferring pass (the `jpeg_read_scanlines` or `jpeg_write_scanlines` loop), any additional passes will occur inside `jpeg_finish_compress` or `jpeg_start_decompress`; those routines may take a long time to execute, and you don't get control back until they are done.

You can define a progress-monitor routine which will be called periodically by the library. No guarantees are made about how often this call will occur, so we don't recommend you use it for mouse tracking or anything like that. At present, a call will occur once per MCU row, scanline, or sample row group, whichever unit is convenient for the current processing mode; so the wider the image, the longer the time between calls. During the data transferring pass, only one call occurs per call of `jpeg_read_scanlines` or `jpeg_write_scanlines`, so don't pass a large number of scanlines at once if you want fine resolution in the progress count. (If you really need to use the callback mechanism for time-critical tasks like mouse tracking, you could insert additional calls inside some of the library's inner loops.)

To establish a progress-monitor callback, create a struct `jpeg_progress_mgr`, fill in its `progress_monitor` field with a pointer to your callback routine, and set `cinfo->progress` to point to the struct. The callback will be called whenever `cinfo->progress` is non-NULL. (This pointer is set to NULL by `jpeg_create_compress` or `jpeg_create_decompress`; the library will not change it thereafter. So if you allocate dynamic storage for the progress struct, make sure it will live as long as the JPEG object does. Allocating from the JPEG memory manager with lifetime `JPOOL_PERMANENT` will work nicely.) You can use the same callback routine for both compression and decompression.

The `jpeg_progress_mgr` struct contains four fields which are set by the library:

```
long pass_counter; /* work units completed in this pass */
long pass_limit; /* total number of work units in this pass */
int completed_passes; /* passes completed so far */
int total_passes; /* total number of passes expected */
```

During any one pass, `pass_counter` increases from 0 up to (not including) `pass_limit`; the step size is usually but not necessarily 1. The `pass_limit` value may change from one pass to another. The expected total number of passes is in `total_passes`, and the number of passes already completed is in

`completed_passes`. Thus the fraction of work completed may be estimated as

$$\frac{\text{completed_passes} + (\text{pass_counter}/\text{pass_limit})}{\text{total_passes}}$$

ignoring the fact that the passes may not be equal amounts of work.

When decompressing, `pass_limit` can even change within a pass, because it depends on the number of scans in the JPEG file, which isn't always known in advance. The computed fraction-of-work-done may jump suddenly (if the library discovers it has overestimated the number of scans) or even decrease (in the opposite case). It is not wise to put great faith in the work estimate.

When using the decompressor's buffered-image mode, the progress monitor work estimate is likely to be completely unhelpful, because the library has no way to know how many output passes will be demanded of it. Currently, the library sets `total_passes` based on the assumption that there will be one more output pass if the input file end hasn't yet been read

(`jpeg_input_complete()` isn't

TRUE), but no more output passes if the file end has been reached when the output pass is started. This means that `total_passes` will rise as additional output passes are requested. If you have a way of determining the input file size, estimating progress based on the fraction of the file that's been read will probably be more useful than using the library's value.

Memory management

This section covers some key facts about the JPEG library's built-in memory manager. For more info, please read `structure.txt`'s section about the memory manager, and consult the source code if necessary.

All memory and temporary file allocation within the library is done via the memory manager. If necessary, you can replace the "back end" of the memory manager to control allocation yourself (for example, if you don't want the library to use `malloc()` and `free()` for some reason).

Some data is allocated "permanently" and will not be freed until the JPEG object

is destroyed. Most data is allocated "per image" and is freed by `jpeg_finish_compress`, `jpeg_finish_decompress`, or `jpeg_abort`. You can call the memory manager yourself to allocate structures that will automatically be freed at these times. Typical code for this is

```
ptr = (*cinfo->mem->alloc_small) ((j_common_ptr) cinfo, JPOOL_IMAGE, size);
```

Use `JPOOL_PERMANENT` to get storage that lasts as long as the JPEG object.

Use `alloc_large` instead of `alloc_small` for anything bigger than a few Kbytes.

There are also `alloc_sarray` and `alloc_barray` routines that automatically build 2-D sample or block arrays.

The library's minimum space requirements to process an image depend on the image's width, but not on its height, because the library ordinarily works with "strip" buffers that are as wide as the image but just a few rows high. Some operating modes (eg, two-pass color quantization) require full-image buffers. Such buffers are treated as "virtual arrays": only the current strip

need be in memory, and the rest can be swapped out to a temporary file.

If you use the simplest memory manager back end (`jmemnobs.c`), then no temporary files are used; virtual arrays are simply `malloc()`'d. Images bigger than memory can be processed only if your system supports virtual memory. The other memory manager back ends support temporary files of various flavors and thus work in machines without virtual memory. They may also be useful on Unix machines if you need to process images that exceed available swap space.

When using temporary files, the library will make the in-memory buffers for its virtual arrays just big enough to stay within a "maximum memory" setting. Your application can set this limit by setting `cinfo->mem->max_memory_to_use` after creating the JPEG object. (Of course, there is still a minimum size for the buffers, so the max-memory setting is effective only if it is bigger than the minimum space needed.) If you allocate any large structures yourself, you must allocate them before `jpeg_start_compress()` or `jpeg_start_decompress()` in order to have them counted against the max memory limit. Also keep in mind that space allocated with `alloc_small()` is ignored, on the assumption that it's too small to be worth worrying about; so a reasonable safety margin should be left when setting `max_memory_to_use`.

If you use the `jmemname.c` or `jmemdos.c` memory manager back end, it is important to clean up the JPEG object properly to ensure that the temporary files get deleted. (This is especially crucial with `jmemdos.c`, where the "temporary files" may be extended-memory segments; if they are not freed, DOS will require a reboot to recover the memory.) Thus, with these memory managers, it's a good idea to provide a signal handler that will trap any early exit from your program. The handler should call either `jpeg_abort()` or `jpeg_destroy()` for any active JPEG objects. A handler is not needed with `jmemnobs.c`, and shouldn't be necessary with `jmemansi.c` or `jmemmac.c` either, since the C library is supposed to take care of deleting files made with `tmpfile()`.

Memory usage

Working memory requirements while performing compression or decompression depend on image dimensions, image characteristics (such as colorspace and JPEG process), and operating mode (application-selected options).

As of v6b, the decompressor requires:

1. About 24K in more-or-less-fixed-size data. This varies a bit depending on operating mode and image characteristics (particularly color vs. grayscale), but it doesn't depend on image dimensions.

2. Strip buffers (of size proportional to the image width) for IDCT and upsampling results. The worst case for commonly used sampling factors is about 34 bytes * width in pixels for a color image. A grayscale image only needs about 8 bytes per pixel column.
3. A full-image DCT coefficient buffer is needed to decode a multi-scan JPEG file (including progressive JPEGs), or whenever you select buffered-image mode. This takes 2 bytes/coefficient. At typical 2x2 sampling, that's 3 bytes per pixel for a color image. Worst case (1x1 sampling) requires 6 bytes/pixel. For grayscale, figure 2 bytes/pixel.
4. To perform 2-pass color quantization, the decompressor also needs a 128K color lookup table and a full-image pixel buffer (3 bytes/pixel). This does not count any memory allocated by the application, such as a buffer to hold the final output image.

The above figures are valid for 8-bit JPEG data precision and a machine with 32-bit ints. For 9-bit to 12-bit JPEG data, double the size of the strip buffers and quantization pixel buffer. The "fixed-size" data will be somewhat smaller with 16-bit ints, larger with 64-bit ints. Also, CMYK or other unusual color spaces will require different amounts of space.

The full-image coefficient and pixel buffers, if needed at all, do not have to be fully RAM resident; you can have the library use temporary files instead when the total memory usage would exceed a limit you set. (But if your OS supports virtual memory, it's probably better to just use `jmemnobs` and let the OS do the swapping.)

The compressor's memory requirements are similar, except that it has no need for color quantization. Also, it needs a full-image DCT coefficient buffer if Huffman-table optimization is asked for, even if progressive mode is not requested.

If you need more detailed information about memory usage in a particular situation, you can enable the `MEM_STATS` code in `jmemmgr.c`.

Library compile-time options

A number of compile-time options are available by modifying `jmorecfg.h`.

The IJG code currently supports 8-bit to 12-bit sample data precision by defining `BITS_IN_JSAMPLE` as 8, 9, 10, 11, or 12.

Note that a value larger than 8 causes `JSAMPLE` to be larger than a char, so it affects the surrounding application's image data.

The sample applications `cjpeg` and `djpeg` can support deeper than 8-bit data only for PPM and GIF file formats; you must disable the other file formats

to compile a 9-bit to 12-bit cjpeg or djpeg. (install.txt has more information about that.)

Run-time selection and conversion of data precision are currently not supported and may be added later.

Exception: The transcoding part (jpegtran) supports all settings in a single instance, since it operates on the level of DCT coefficients and not sample values.

(If you need to include an 8-bit library and a 9-bit to 12-bit library for compression or decompression in a single application, you could probably do it by defining NEED_SHORT_EXTERNAL_NAMES for just one of the copies. You'd have to access the 8-bit and the 9-bit to 12-bit copies from separate application source files. This is untested ... if you try it, we'd like to hear whether it works!)

Note that the standard Huffman tables are only valid for 8-bit data precision. If you selected more than 8-bit data precision, cjpeg uses arithmetic coding by default.

The Huffman encoder normally uses entropy optimization to compute usable tables for higher precision. Otherwise, you'll have to supply different default Huffman tables. You may also want to supply your own DCT quantization tables; the existing quality-scaling code has been developed for 8-bit use, and probably doesn't generate especially good tables for 9-bit to 12-bit.

The maximum number of components (color channels) in the image is determined by MAX_COMPONENTS. The JPEG standard allows up to 255 components, but we expect that few applications will need more than four or so.

On machines with unusual data type sizes, you may be able to improve performance or reduce memory space by tweaking the various typedefs in jmorecfg.h. In particular, on some RISC CPUs, access to arrays of "short"s is quite slow; consider trading memory for speed by making JCOEF, INT16, and UINT16 be "int" or "unsigned int". UINT8 is also a candidate to become int. You probably don't want to make JSAMPLE be int unless you have lots of memory to burn.

You can reduce the size of the library by compiling out various optional functions. To do this, undefine xxx_SUPPORTED symbols as necessary.

You can also save a few K by not having text error messages in the library; the standard error message table occupies about 5Kb. This is particularly reasonable for embedded applications where there's no good way to display a message anyway. To do this, remove the creation of the message table (jpeg_std_message_table[]) from jerror.c, and alter format_message to do something reasonable without it. You could output the numeric value of the message code number, for example. If you do this, you can also save a couple more K by modifying the TRACEMSn() macros in jerror.h to expand to nothing;

you don't need trace capability anyway, right?

Portability considerations

The JPEG library has been written to be extremely portable; the sample applications `cjpeg` and `djpeg` are slightly less so. This section summarizes the design goals in this area. (If you encounter any bugs that cause the library to be less portable than is claimed here, we'd appreciate hearing about them.)

The code works fine on ANSI C, C++, and pre-ANSI C compilers, using any of the popular system include file setups, and some not-so-popular ones too. See `install.txt` for configuration procedures.

The code is not dependent on the exact sizes of the C data types. As distributed, we make the assumptions that

- char is at least 8 bits wide
- short is at least 16 bits wide
- int is at least 16 bits wide
- long is at least 32 bits wide

(These are the minimum requirements of the ANSI C standard.) Wider types will work fine, although memory may be used inefficiently if char is much larger than 8 bits or short is much bigger than 16 bits. The code should work equally well with 16- or 32-bit ints.

In a system where these assumptions are not met, you may be able to make the code work by

- modifying the typedefs in `jmreconf.h`. However, you will probably have difficulty if int is less than 16 bits wide, since references to plain int abound in the code.

char can be either signed or unsigned, although the code runs faster if an unsigned char type is available. If char is wider than 8 bits, you will need to redefine `JOCTET` and/or provide custom data source/destination managers so that `JOCTET` represents exactly 8 bits of data on external storage.

The JPEG library proper does not assume ASCII representation of characters. But some of the image file I/O modules in `cjpeg/djpeg` do have ASCII dependencies in file-header manipulation; so does `cjpeg`'s `select_file_type()` routine.

The JPEG library does not rely heavily on the C library. In particular, C `stdio` is used only by the data source/destination modules and the error handler, all of which are application-replaceable. (`cjpeg/djpeg` are more heavily dependent on `stdio`.) `malloc` and `free` are called only from the memory

manager

"back end" module, so you can use a different memory allocator by replacing that one file.

The code generally assumes that C names must be unique in the first 15 characters. However, global function names can be made unique in the first 6 characters by defining `NEED_SHORT_EXTERNAL_NAMES`.

More info about porting the code may be gleaned by reading `jconfig.txt`, `jmorecfg.h`, and `jinclue.h`.

Notes for MS-DOS implementors

The IJG code is designed to work efficiently in 80x86 "small" or "medium" memory models (i.e., data pointers are 16 bits unless explicitly declared "far"; code pointers can be either size). You may be able to use small model to compile `cjpeg` or `djpeg` by itself, but you will probably have to use medium model for any larger application. This won't make much difference in performance. You *will* take a noticeable performance hit if you use a large-data memory model (perhaps 10%-25%), and you should avoid "huge" model if at all possible.

The

JPEG library typically needs 2Kb-3Kb of stack space. It will also malloc about 20K-30K of near heap space while executing (and lots of far heap, but that doesn't count in this calculation). This figure will vary depending on selected operating mode, and to a lesser extent on image size. There is also about 5Kb-6Kb of constant data which will be allocated in the near data segment (about 4Kb of this is the error message table). Thus you have perhaps 20K available for other modules' static data and near heap space before you need to go to a larger memory model. The C library's static data will account for several K of this, but that still leaves a good deal for your needs. (If you are tight on space, you could reduce the sizes of the I/O buffers allocated by `jdatasrc.c` and `jdatadst.c`, say from 4K to 1K. Another possibility is to move the error message table to far memory; this should be doable with only localized hacking on `jerror.c`.)

About 2K of the near heap space is "permanent" memory that will not be released until you destroy the JPEG object. This is only an issue if you save a JPEG object between compression or decompression operations.

Far data space may also be a tight resource when you are dealing with large images. The most memory-intensive case is decompression with two-pass color quantization, or single-pass quantization to an externally supplied color map. This requires a 128Kb color lookup table plus strip buffers amounting

to about 40 bytes per column for typical sampling ratios (eg, about 25600 bytes for a 640-pixel-wide image). You may not be able to process wide images if you have large data structures of your own.

Of course, all of these concerns vanish if you use a 32-bit flat-memory-model compiler, such as DJGPP or Watcom C. We highly recommend flat model if you can use it; the JPEG library is significantly faster in flat model.

Found in path(s):

* /opt/cola/permits/1103525591_1607965476.8/0/jpeg-9c-master-zip/jpeg-9c-master/libjpeg.txt

No license file was found, but licenses were detected in source scan.

/*

* jidctint.c

*

* Copyright (C) 1991-1998, Thomas G. Lane.

* Modification developed 2002-2016 by Guido Vollbeding.

* This file is part of the Independent JPEG Group's software.

* For conditions of distribution and use, see the accompanying README file.

*

* This file contains a slow-but-accurate integer implementation of the

* inverse DCT (Discrete Cosine Transform). In the IJG code, this routine

* must also perform dequantization of the input coefficients.

*

* A 2-D IDCT can be done by 1-D IDCT on each column followed by 1-D IDCT

* on each row (or vice versa, but it's more convenient to emit a row at

* a time). Direct algorithms are also available, but they are much more

* complex and seem not to be any faster when reduced to code.

*

* This implementation is based on an algorithm described in

* C. Loeffler, A. Ligtenberg and G. Moschytz, "Practical Fast 1-D DCT

* Algorithms with 11 Multiplications",

Proc. Int'l. Conf. on Acoustics,

* Speech, and Signal Processing 1989 (ICASSP '89), pp. 988-991.

* The primary algorithm described there uses 11 multiplies and 29 adds.

* We use their alternate method with 12 multiplies and 32 adds.

* The advantage of this method is that no data path contains more than one

* multiplication; this allows a very simple and accurate implementation in

* scaled fixed-point arithmetic, with a minimal number of shifts.

*

* We also provide IDCT routines with various output sample block sizes for

* direct resolution reduction or enlargement and for direct resolving the

* common 2x1 and 1x2 subsampling cases without additional resampling: NxN

* (N=1...16), 2NxN, and Nx2N (N=1...8) pixels for one 8x8 input DCT block.

*

* For N<8 we simply take the corresponding low-frequency coefficients of

* the 8x8 input DCT block and apply an NxN point IDCT on the sub-block

* to yield the downsampled outputs.

* This can be seen as direct low-pass downsampling
from the DCT domain
* point of view rather than the usual spatial domain point of view,
* yielding significant computational savings and results at least
* as good as common bilinear (averaging) spatial downsampling.
*
* For $N > 8$ we apply a partial $N \times N$ IDCT on the 8 input coefficients as
* lower frequencies and higher frequencies assumed to be zero.
* It turns out that the computational effort is similar to the 8×8 IDCT
* regarding the output size.
* Furthermore, the scaling and descaling is the same for all IDCT sizes.
*
* CAUTION: We rely on the FIX() macro except for the $N=1,2,4,8$ cases
* since there would be too many additional constants to pre-calculate.
*/

Found in path(s):

* /opt/cola/permits/1103525591_1607965476.8/0/jpeg-9c-master-zip/jpeg-9c-master/jidctint.c
No license file was found, but licenses were detected in source scan.

/*

* jmemdos.c

*

* Copyright (C) 1992-1997, Thomas G. Lane.

* This file is part of the Independent JPEG Group's software.

* For conditions of distribution and use, see the accompanying README file.

*

* This file provides an MS-DOS-compatible implementation of the system-

* dependent portion of the JPEG memory manager. Temporary data can be

* stored in extended or expanded memory as well as in regular DOS files.

*

* If you use this file, you must be sure that NEED_FAR_POINTERS is defined

* if you compile in a small-data memory model; it should NOT be defined if

* you use a large-data memory model. This file is not recommended if you

* are using a flat-memory-space 386 environment such as DJGCC or Watcom C.

* Also, this code will NOT work if struct fields are aligned on greater than

* 2-byte boundaries.

*

* Based on code contributed by Ge' Weijers.

*/

Found in path(s):

* /opt/cola/permits/1103525591_1607965476.8/0/jpeg-9c-master-zip/jpeg-9c-master/jmemdos.c
No license file was found, but licenses were detected in source scan.

/*

* jdmainct.c

*

* Copyright (C) 1994-1996, Thomas G. Lane.
* Modified 2002-2016 by Guido Vollbeding.
* This file is part of the Independent JPEG Group's software.
* For conditions of distribution and use, see the accompanying README file.
*
* This file contains the main buffer controller for decompression.
* The main buffer lies between the JPEG decompressor proper and the
* post-processor; it holds downsampled data in the JPEG colorspace.
*
* Note that this code is bypassed in raw-data mode, since the application
* supplies the equivalent of the main buffer in that case.
*/

Found in path(s):

* /opt/cola/permits/1103525591_1607965476.8/0/jpeg-9c-master-zip/jpeg-9c-master/jdmainct.c

No license file was found, but licenses were detected in source scan.

/*

* jdmarker.c

*

* Copyright (C) 1991-1998, Thomas G. Lane.
* Modified 2009-2013 by Guido Vollbeding.
* This file is part of the Independent JPEG Group's software.
* For conditions of distribution and use, see the accompanying README file.
*
* This file contains routines to decode JPEG datastream markers.
* Most of the complexity arises from our desire to support input
* suspension: if not all of the data for a marker is available,
* we must exit back to the application. On resumption, we reprocess
* the marker.
*/

Found in path(s):

* /opt/cola/permits/1103525591_1607965476.8/0/jpeg-9c-master-zip/jpeg-9c-master/jdmarker.c

No license file was found, but licenses were detected in source scan.

/*

* jdtrans.c

*

* Copyright (C) 1995-1997, Thomas G. Lane.
* Modified 2000-2009 by Guido Vollbeding.
* This file is part of the Independent JPEG Group's software.
* For conditions of distribution and use, see the accompanying README file.
*
* This file contains library routines for transcoding decompression,
* that is, reading raw DCT coefficient arrays from an input JPEG file.
* The routines in jdapimin.c will also be needed by a transcoder.
*/

Found in path(s):

* /opt/cola/permits/1103525591_1607965476.8/0/jpeg-9c-master-zip/jpeg-9c-master/jdtrans.c

No license file was found, but licenses were detected in source scan.

/*

* jdatadst.c

*

* Copyright (C) 1994-1996, Thomas G. Lane.

* Modified 2009-2017 by Guido Vollbeding.

* This file is part of the Independent JPEG Group's software.

* For conditions of distribution and use, see the accompanying README file.

*

* This file contains compression data destination routines for the case of

* emitting JPEG data to memory or to a file (or any stdio stream).

* While these routines are sufficient for most applications,

* some will want to use a different destination manager.

* IMPORTANT: we assume that fwrite() will correctly transcribe an array of

* JOCTETs into 8-bit-wide elements on external storage. If char is wider

* than 8 bits on your machine, you may need to do some tweaking.

*/

Found in path(s):

* /opt/cola/permits/1103525591_1607965476.8/0/jpeg-9c-master-zip/jpeg-9c-master/jdatadst.c

No license file was found, but licenses were detected in source scan.

/*

* jdpostct.c

*

* Copyright (C) 1994-1996, Thomas G. Lane.

* This file is part of the Independent JPEG Group's software.

* For conditions of distribution and use, see the accompanying README file.

*

* This file contains the decompression postprocessing controller.

* This controller manages the upsampling, color conversion, and color

* quantization/reduction steps; specifically, it controls the buffering

* between upsample/color conversion and color quantization/reduction.

*

* If no color quantization/reduction is required, then this module has no

* work to do, and it just hands off to the upsample/color conversion code.

* An integrated upsample/convert/quantize process would replace this module

* entirely.

*/

Found in path(s):

* /opt/cola/permits/1103525591_1607965476.8/0/jpeg-9c-master-zip/jpeg-9c-master/jdpostct.c

No license file was found, but licenses were detected in source scan.

```
/*
 * jaricom.c
 *
 * Developed 1997-2011 by Guido Vollbeding.
 * This file is part of the Independent JPEG Group's software.
 * For conditions of distribution and use, see the accompanying README file.
 *
 * This file contains probability estimation tables for common use in
 * arithmetic entropy encoding and decoding routines.
 *
 * This data represents Table D.3 in the JPEG spec (D.2 in the draft),
 * ISO/IEC IS 10918-1 and CCITT Recommendation ITU-T T.81, and Table 24
 * in the JBIG spec, ISO/IEC IS 11544 and CCITT Recommendation ITU-T T.82.
 */
```

Found in path(s):

```
* /opt/cola/permits/1103525591_1607965476.8/0/jpeg-9c-master-zip/jpeg-9c-master/jaricom.c
```

No license file was found, but licenses were detected in source scan.

```
/*
 * jddctmgr.c
 *
 * Copyright (C) 1994-1996, Thomas G. Lane.
 * Modified 2002-2013 by Guido Vollbeding.
 * This file is part of the Independent JPEG Group's software.
 * For conditions of distribution and use, see the accompanying README file.
 *
 * This file contains the inverse-DCT management logic.
 * This code selects a particular IDCT implementation to be used,
 * and it performs related housekeeping chores. No code in this file
 * is executed per IDCT step, only during output pass setup.
 *
 * Note that the IDCT routines are responsible for performing coefficient
 * dequantization as well as the IDCT proper. This module sets up the
 * dequantization multiplier table needed by the IDCT routine.
 */
```

Found in path(s):

```
* /opt/cola/permits/1103525591_1607965476.8/0/jpeg-9c-master-zip/jpeg-9c-master/jddctmgr.c
```

No license file was found, but licenses were detected in source scan.

```
/*
 * transupp.c
 *
 * Copyright (C) 1997-2017, Thomas G. Lane, Guido Vollbeding.
 * This file is part of the Independent JPEG Group's software.
 * For conditions of distribution and use, see the accompanying README file.
 *
```

* This file contains image transformation routines and other utility code
* used by the jpegtran sample application. These are NOT part of the core
* JPEG library. But we keep these routines separate from jpegtran.c to
* ease the task of maintaining jpegtran-like programs that have other user
* interfaces.
*/

Found in path(s):

* /opt/cola/permits/1103525591_1607965476.8/0/jpeg-9c-master-zip/jpeg-9c-master/transupp.c
No license file was found, but licenses were detected in source scan.

/*

* cderror.h

*

* Copyright (C) 1994-1997, Thomas G. Lane.

* Modified 2009-2017 by Guido Vollbeding.

* This file is part of the Independent JPEG Group's software.

* For conditions of distribution and use, see the accompanying README file.

*

* This file defines the error and message codes for the cjpeg/djpeg
* applications. These strings are not needed as part of the JPEG library
* proper.

* Edit this file to add new codes, or to translate the message strings to
* some other language.

*/

Found in path(s):

* /opt/cola/permits/1103525591_1607965476.8/0/jpeg-9c-master-zip/jpeg-9c-master/cderror.h
No license file was found, but licenses were detected in source scan.

/*

* rdppm.c

*

* Copyright (C) 1991-1997, Thomas G. Lane.

* Modified 2009-2017 by Bill Allombert, Guido Vollbeding.

* This file is part of the Independent JPEG Group's software.

* For conditions of distribution and use, see the accompanying README file.

*

* This file contains routines to read input images in PPM/PGM format.
* The extended 2-byte-per-sample raw PPM/PGM formats are supported.
* The PBMPLUS library is NOT required to compile this software
* (but it is highly useful as a set of PPM image manipulation programs).

*

* These routines may need modification for non-Unix environments or
* specialized applications. As they stand, they assume input from
* an ordinary stdio stream. They further assume that reading begins
* at the start of the file; start_input may need work if the
* user interface has already read some data (e.g., to determine that

* the file is indeed PPM format).

*/

/* Portions

of this code are based on the PBMPLUS library, which is:

**

** Copyright (C) 1988 by Jef Poskanzer.

**

** Permission to use, copy, modify, and distribute this software and its
** documentation for any purpose and without fee is hereby granted, provided
** that the above copyright notice appear in all copies and that both that
** copyright notice and this permission notice appear in supporting
** documentation. This software is provided "as is" without express or
** implied warranty.

*/

Found in path(s):

* /opt/cola/permits/1103525591_1607965476.8/0/jpeg-9c-master-zip/jpeg-9c-master/rdppm.c

No license file was found, but licenses were detected in source scan.

/*

* jdhuft.c

*

* Copyright (C) 1991-1997, Thomas G. Lane.

* Modified 2006-2016 by Guido Vollbeding.

* This file is part of the Independent JPEG Group's software.

* For conditions of distribution and use, see the accompanying README file.

*

* This file contains Huffman entropy decoding routines.

* Both sequential and progressive modes are supported in this single module.

*

* Much of the complexity here has to do with supporting input suspension.

* If the data source module demands suspension, we want to be able to back

* up to the start of the current MCU. To do this, we copy state variables

* into local working storage, and update them back to the permanent

* storage only upon successful completion of an MCU.

*/

Found in path(s):

* /opt/cola/permits/1103525591_1607965476.8/0/jpeg-9c-master-zip/jpeg-9c-master/jdhuft.c

No license file was found, but licenses were detected in source scan.

/*

* jdcoefct.c

*

* Copyright (C) 1994-1997, Thomas G. Lane.

* Modified 2002-2011 by Guido Vollbeding.

* This file is part of the Independent JPEG Group's software.

* For conditions of distribution and use, see the accompanying README file.

*
* This file contains the coefficient buffer controller for decompression.
* This controller is the top level of the JPEG decompressor proper.
* The coefficient buffer lies between entropy decoding and inverse-DCT steps.
*
* In buffered-image mode, this controller is the interface between
* input-oriented processing and output-oriented processing.
* Also, the input side (only) is used when reading a file for transcoding.
*/

Found in path(s):

* /opt/cola/permits/1103525591_1607965476.8/0/jpeg-9c-master-zip/jpeg-9c-master/jdcoefct.c
No license file was found, but licenses were detected in source scan.

/*
* jcdctmgr.c
*
* Copyright (C) 1994-1996, Thomas G. Lane.
* Modified 2003-2013 by Guido Vollbeding.
* This file is part of the Independent JPEG Group's software.
* For conditions of distribution and use, see the accompanying README file.
*
* This file contains the forward-DCT management logic.
* This code selects a particular DCT implementation to be used,
* and it performs related housekeeping chores including coefficient
* quantization.
*/

Found in path(s):

* /opt/cola/permits/1103525591_1607965476.8/0/jpeg-9c-master-zip/jpeg-9c-master/jcdctmgr.c
No license file was found, but licenses were detected in source scan.

/*
* jquant1.c
*
* Copyright (C) 1991-1996, Thomas G. Lane.
* Modified 2011 by Guido Vollbeding.
* This file is part of the Independent JPEG Group's software.
* For conditions of distribution and use, see the accompanying README file.
*
* This file contains 1-pass color quantization (color mapping) routines.
* These routines provide mapping to a fixed color map using equally spaced
* color values. Optional Floyd-Steinberg or ordered dithering is available.
*/

Found in path(s):

* /opt/cola/permits/1103525591_1607965476.8/0/jpeg-9c-master-zip/jpeg-9c-master/jquant1.c

No license file was found, but licenses were detected in source scan.

```
/*
 * cjpeg.c
 *
 * Copyright (C) 1991-1998, Thomas G. Lane.
 * Modified 2003-2013 by Guido Vollbeding.
 * This file is part of the Independent JPEG Group's software.
 * For conditions of distribution and use, see the accompanying README file.
 *
 * This file contains a command-line user interface for the JPEG compressor.
 * It should work on any system with Unix- or MS-DOS-style command lines.
 *
 * Two different command line styles are permitted, depending on the
 * compile-time switch TWO_FILE_COMMANDLINE:
 * cjpeg [options] inputfile outputfile
 * cjpeg [options] [inputfile]
 * In the second style, output is always to standard output, which you'd
 * normally redirect to a file or pipe to some other program. Input is
 * either from a named file or from standard input (typically redirected).
 * The second style is convenient on Unix but is unhelpful on systems that
 * don't support pipes. Also, you MUST use the
 * first style if your system
 * doesn't do binary I/O to stdin/stdout.
 * To simplify script writing, the "-outfile" switch is provided. The syntax
 * cjpeg [options] -outfile outputfile inputfile
 * works regardless of which command line style is used.
 */
```

Found in path(s):

```
* /opt/cola/permits/1103525591_1607965476.8/0/jpeg-9c-master-zip/jpeg-9c-master/cjpeg.c
```

No license file was found, but licenses were detected in source scan.

```
/*
 * jfdctfst.c
 *
 * Copyright (C) 1994-1996, Thomas G. Lane.
 * Modified 2003-2017 by Guido Vollbeding.
 * This file is part of the Independent JPEG Group's software.
 * For conditions of distribution and use, see the accompanying README file.
 *
 * This file contains a fast, not so accurate integer implementation of the
 * forward DCT (Discrete Cosine Transform).
 *
 * A 2-D DCT can be done by 1-D DCT on each row followed by 1-D DCT
 * on each column. Direct algorithms are also available, but they are
 * much more complex and seem not to be any faster when reduced to code.
 */
```

* This implementation is based on Arai, Agui, and Nakajima's algorithm for
* scaled DCT. Their original paper (Trans. IEICE E-71(11):1095) is in
* Japanese, but the algorithm is described in the Pennebaker & Mitchell
* JPEG textbook (see REFERENCES section in file README). The following code
* is based directly on figure 4-8 in P&M.
* While an 8-point DCT cannot be done in less than 11 multiplies, it is
* possible to arrange the computation so that many of the multiplies are
* simple scalings of the final outputs. These multiplies can then be
* folded into the multiplications or divisions by the JPEG quantization
* table entries. The AA&N method leaves only 5 multiplies and 29 adds
* to be done in the DCT itself.
* The primary disadvantage of this method is that with fixed-point math,
* accuracy is lost due to imprecise representation of the scaled
* quantization values. The smaller the quantization table entry, the less
* precise the scaled value, so this implementation does worse with high-
* quality-setting files than with low-quality ones.
*/

Found in path(s):

* /opt/cola/permits/1103525591_1607965476.8/0/jpeg-9c-master-zip/jpeg-9c-master/jfdctfst.c
No license file was found, but licenses were detected in source scan.

/*

* rdcolmap.c

*

* Copyright (C) 1994-1996, Thomas G. Lane.

* This file is part of the Independent JPEG Group's software.

* For conditions of distribution and use, see the accompanying README file.

*

* This file implements djpeg's "-map file" switch. It reads a source image

* and constructs a colormap to be supplied to the JPEG decompressor.

*

* Currently, these file formats are supported for the map file:

* GIF: the contents of the GIF's global colormap are used.

* PPM (either text or raw flavor): the entire file is read and

* each unique pixel value is entered in the map.

* Note that reading a large PPM file will be horrendously slow.

* Typically, a PPM-format map file should contain just one pixel

* of each desired color. Such a file can be extracted from an

* ordinary image PPM file with ppmtomap(1).

*

* Rescaling a PPM that has a maxval unequal to MAXJSAMPLE is not

* currently implemented.

*/

/* Portions of this code are based on the PBMPLUS library, which is:

**

** Copyright (C) 1988 by Jef Poskanzer.

**

** Permission to use, copy, modify, and distribute this software and its
** documentation for any purpose and without fee is hereby granted, provided
** that the above copyright notice appear in all copies and that both that
** copyright notice and this permission notice appear in supporting
** documentation. This software is provided "as is" without express or
** implied warranty.
*/

Found in path(s):

*/opt/cola/permits/1103525591_1607965476.8/0/jpeg-9c-master-zip/jpeg-9c-master/rdcolmap.c

No license file was found, but licenses were detected in source scan.

/*

* jdsample.c

*

* Copyright (C) 1991-1996, Thomas G. Lane.

* Modified 2002-2015 by Guido Vollbeding.

* This file is part of the Independent JPEG Group's software.

* For conditions of distribution and use, see the accompanying README file.

*

* This file contains upsampling routines.

*

* Upsampling input data is counted in "row groups". A row group

* is defined to be $(v_samp_factor * DCT_v_scaled_size / min_DCT_v_scaled_size)$

* sample rows of each component. Upsampling will normally produce

* $max_v_samp_factor$ pixel rows from each row group (but this could vary

* if the upsampler is applying a scale factor of its own).

*

* An excellent reference for image resampling is

* Digital Image Warping, George Wolberg, 1990.

* Pub. by IEEE Computer Society Press, Los Alamitos, CA. ISBN 0-8186-8944-7.

*/

Found in path(s):

*/opt/cola/permits/1103525591_1607965476.8/0/jpeg-9c-master-zip/jpeg-9c-master/jdsample.c

No license file was found, but licenses were detected in source scan.

/*

* jdct.h

*

* Copyright (C) 1994-1996, Thomas G. Lane.

* Modified 2002-2017 by Guido Vollbeding.

* This file is part of the Independent JPEG Group's software.

* For conditions of distribution and use, see the accompanying README file.

*

* This include file contains common declarations for the forward and

* inverse DCT modules. These declarations are private to the DCT managers

* (jcdctmgr.c, jddctmgr.c) and the individual DCT algorithms.

* The individual DCT algorithms are kept in separate files to ease
* machine-dependent tuning (e.g., assembly coding).
*/

Found in path(s):

* /opt/cola/permits/1103525591_1607965476.8/0/jpeg-9c-master-zip/jpeg-9c-master/jdct.h
No license file was found, but licenses were detected in source scan.

/*

* jdcolor.c

*

* Copyright (C) 1991-1997, Thomas G. Lane.

* Modified 2011-2017 by Guido Vollbeding.

* This file is part of the Independent JPEG Group's software.

* For conditions of distribution and use, see the accompanying README file.

*

* This file contains output colorspace conversion routines.

*/

Found in path(s):

* /opt/cola/permits/1103525591_1607965476.8/0/jpeg-9c-master-zip/jpeg-9c-master/jdcolor.c
No license file was found, but licenses were detected in source scan.

/*

* wrgif.c

*

* Copyright (C) 1991-1997, Thomas G. Lane.

* Modified 2015-2017 by Guido Vollbeding.

* This file is part of the Independent JPEG Group's software.

* For conditions of distribution and use, see the accompanying README file.

*

* This file contains routines to write output images in GIF format.

*

* NOTE: to avoid entanglements with Unisys' patent on LZW compression, *

* this code has been modified to output "uncompressed GIF" files. *

* There is no trace of the LZW algorithm in this file. *

*

* These routines may need modification for non-Unix environments or

* specialized applications. As they stand, they assume output to

* an ordinary stdio stream.

*/

/*

* This code is loosely based on ppmtogif from the PBMPLUS
distribution

* of Feb. 1991. That file contains the following copyright notice:

* Based on GIFENCOD by David Rowley <mgardi@watdsu.waterloo.edu>.

- * Lempel-Ziv compression based on "compress" by Spencer W. Thomas et al.
- * Copyright (C) 1989 by Jef Poskanzer.
- * Permission to use, copy, modify, and distribute this software and its
- * documentation for any purpose and without fee is hereby granted, provided
- * that the above copyright notice appear in all copies and that both that
- * copyright notice and this permission notice appear in supporting
- * documentation. This software is provided "as is" without express or
- * implied warranty.
- *
- * We are also required to state that
- * "The Graphics Interchange Format(c) is the Copyright property of
- * CompuServe Incorporated. GIF(sm) is a Service Mark property of
- * CompuServe Incorporated."
- */

Found in path(s):

- * /opt/cola/permits/1103525591_1607965476.8/0/jpeg-9c-master-zip/jpeg-9c-master/wrgif.c

No license file was found, but licenses were detected in source scan.

- /*
- * jccoefct.c
- *
- * Copyright (C) 1994-1997, Thomas G. Lane.
- * Modified 2003-2011 by Guido Vollbeding.
- * This file is part of the Independent JPEG Group's software.
- * For conditions of distribution and use, see the accompanying README file.
- *
- * This file contains the coefficient buffer controller for compression.
- * This controller is the top level of the JPEG compressor proper.
- * The coefficient buffer lies between forward-DCT and entropy encoding steps.
- */

Found in path(s):

- * /opt/cola/permits/1103525591_1607965476.8/0/jpeg-9c-master-zip/jpeg-9c-master/jccoefct.c

No license file was found, but licenses were detected in source scan.

- /*
- * jidctfst.c
- *
- * Copyright (C) 1994-1998, Thomas G. Lane.
- * Modified 2015-2017 by Guido Vollbeding.
- * This file is part of the Independent JPEG Group's software.
- * For conditions of distribution and use, see the accompanying README file.
- *
- * This file contains a fast, not so accurate integer implementation of the
- * inverse DCT (Discrete Cosine Transform). In the IJG code, this routine
- * must also perform dequantization of the input coefficients.
- *

- * A 2-D IDCT can be done by 1-D IDCT on each column followed by 1-D IDCT
- * on each row (or vice versa, but it's more convenient to emit a row at
- * a time). Direct algorithms are also available, but they are much more
- * complex and seem not to be any faster when reduced to code.
- *
- * This implementation is based on Arai, Agui, and Nakajima's algorithm for
- * scaled DCT. Their original paper (Trans. IEICE E-71(11):1095) is in
- * Japanese, but the algorithm
- is described in the Pennebaker & Mitchell
- * JPEG textbook (see REFERENCES section in file README). The following code
- * is based directly on figure 4-8 in P&M.
- * While an 8-point DCT cannot be done in less than 11 multiplies, it is
- * possible to arrange the computation so that many of the multiplies are
- * simple scalings of the final outputs. These multiplies can then be
- * folded into the multiplications or divisions by the JPEG quantization
- * table entries. The AA&N method leaves only 5 multiplies and 29 adds
- * to be done in the DCT itself.
- * The primary disadvantage of this method is that with fixed-point math,
- * accuracy is lost due to imprecise representation of the scaled
- * quantization values. The smaller the quantization table entry, the less
- * precise the scaled value, so this implementation does worse with high-
- * quality-setting files than with low-quality ones.
- */

Found in path(s):

* /opt/cola/permits/1103525591_1607965476.8/0/jpeg-9c-master-zip/jpeg-9c-master/jidctfst.c

No license file was found, but licenses were detected in source scan.

```
/*
 * jconfig.txt
 *
 * Copyright (C) 1991-1994, Thomas G. Lane.
 * Modified 2009-2013 by Guido Vollbeding.
 * This file is part of the Independent JPEG Group's software.
 * For conditions of distribution and use, see the accompanying README file.
 *
 * This file documents the configuration options that are required to
 * customize the JPEG software for a particular system.
 *
 * The actual configuration options for a particular installation are stored
 * in jconfig.h. On many machines, jconfig.h can be generated automatically
 * or copied from one of the "canned" jconfig files that we supply. But if
 * you need to generate a jconfig.h file by hand, this file tells you how.
 *
 * DO NOT EDIT THIS FILE --- IT WON'T ACCOMPLISH ANYTHING.
 * EDIT A COPY NAMED JCONFIG.H.
 */
```



```

/*
* These symbols indicate the properties of your machine or compiler.
* #define the symbol if yes, #undef it if no.
*/

/* Does your compiler
support function prototypes?
* (If not, you also need to use ansi2knr, see install.txt)
*/
#define HAVE_PROTOTYPES

/* Does your compiler support the declaration "unsigned char" ?
* How about "unsigned short" ?
*/
#define HAVE_UNSIGNED_CHAR
#define HAVE_UNSIGNED_SHORT

/* Define "void" as "char" if your compiler doesn't know about type void.
* NOTE: be sure to define void such that "void *" represents the most general
* pointer type, e.g., that returned by malloc().
*/
/* #define void char */

/* Define "const" as empty if your compiler doesn't know the "const" keyword.
*/
/* #define const */

/* Define this if an ordinary "char" type is unsigned.
* If you're not sure, leaving it undefined will work at some cost in speed.
* If you defined HAVE_UNSIGNED_CHAR then the speed difference is minimal.
*/
#undef CHAR_IS_UNSIGNED

/* Define this if your system has an ANSI-conforming <stddef.h> file.
*/
#define HAVE_STDDEF_H

/* Define this if your system has an ANSI-conforming <stdlib.h>
file.
*/
#define HAVE_STDLIB_H

/* Define this if your system does not have an ANSI/SysV <string.h>,
* but does have a BSD-style <strings.h>.
*/
#undef NEED_BSD_STRINGS

```

```

/* Define this if your system does not provide typedef size_t in any of the
* ANSI-standard places (stddef.h, stdlib.h, or stdio.h), but places it in
* <sys/types.h> instead.
*/
#undef NEED_SYS_TYPES_H

/* For 80x86 machines, you need to define NEED_FAR_POINTERS,
* unless you are using a large-data memory model or 80386 flat-memory mode.
* On less brain-damaged CPUs this symbol must not be defined.
* (Defining this symbol causes large data structures to be referenced through
* "far" pointers and to be allocated with a special version of malloc.)
*/
#undef NEED_FAR_POINTERS

/* Define this if your linker needs global names to be unique in less
* than the first 15 characters.
*/
#undef NEED_SHORT_EXTERNAL_NAMES

/* Although a real ANSI C compiler can deal perfectly well with pointers to
* unspecified
* structures (see "incomplete types" in the spec), a few pre-ANSI
* and pseudo-ANSI compilers get confused. To keep one of these bozos happy,
* define INCOMPLETE_TYPES_BROKEN. This is not recommended unless you
* actually get "missing structure definition" warnings or errors while
* compiling the JPEG code.
*/
#undef INCOMPLETE_TYPES_BROKEN

/* Define "boolean" as unsigned char, not enum, on Windows systems.
*/
#ifdef _WIN32
#ifndef __RPCNDR_H__ /* don't conflict if rpcndr.h already read */
typedef unsigned char boolean;
#endif
#endif
#ifndef FALSE /* in case these macros already exist */
#define FALSE 0 /* values of boolean */
#endif
#ifndef TRUE
#define TRUE 1
#endif
#define HAVE_BOOLEAN /* prevent jmorecfg.h from redefining it */
#endif

/*
* The following options affect code selection within the JPEG library,
* but they don't need to be visible to applications using the library.

```

```

* To minimize application namespace pollution, the symbols won't be
* defined unless JPEG_INTERNALS
has been defined.
*/

#ifdef JPEG_INTERNALS

/* Define this if your compiler implements ">>" on signed values as a logical
* (unsigned) shift; leave it undefined if ">>" is a signed (arithmetic) shift,
* which is the normal and rational definition.
*/
#undef RIGHT_SHIFT_IS_UNSIGNED

#endif /* JPEG_INTERNALS */

/*
* The remaining options do not affect the JPEG library proper,
* but only the sample applications cjpeg/djpeg (see cjpeg.c, djpeg.c).
* Other applications can ignore these.
*/

#ifdef JPEG_CJPEG_DJPEG

/* These defines indicate which image (non-JPEG) file formats are allowed. */

#define BMP_SUPPORTED /* BMP image file format */
#define GIF_SUPPORTED /* GIF image file format */
#define PPM_SUPPORTED /* PBMPLUS PPM/PGM image file format */
#undef RLE_SUPPORTED /* Utah RLE image file format */
#define TARGA_SUPPORTED /* Targa image file format */

/* Define this if you want to name both input and output files on the command
* line, rather than using stdout
and optionally stdin. You MUST do this if
* your system can't cope with binary I/O to stdin/stdout. See comments at
* head of cjpeg.c or djpeg.c.
*/
#undef TWO_FILE_COMMANDLINE

/* Define this if your system needs explicit cleanup of temporary files.
* This is crucial under MS-DOS, where the temporary "files" may be areas
* of extended memory; on most other systems it's not as important.
*/
#undef NEED_SIGNAL_CATCHER

/* By default, we open image files with fopen(...,"rb") or fopen(...,"wb").

```

```
* This is necessary on systems that distinguish text files from binary files,  
* and is harmless on most systems that don't. If you have one of the rare  
* systems that complains about the "b" spec, define this symbol.
```

```
*/
```

```
#undef DONT_USE_B_MODE
```

```
/* Define this if you want percent-done progress reports from cjpeg/djpeg.
```

```
*/
```

```
#undef PROGRESS_REPORT
```

```
#endif /* JPEG_CJPEG_DJPEG */
```

Found in path(s):

```
* /opt/cola/permits/1103525591_1607965476.8/0/jpeg-9c-master-zip/jpeg-9c-master/jconfig.txt
```

No license file was found, but licenses were detected in source scan.

```
/*
```

```
* jcmaster.c
```

```
*/
```

```
* Copyright (C) 1991-1997, Thomas G. Lane.
```

```
* Modified 2003-2017 by Guido Vollbeding.
```

```
* This file is part of the Independent JPEG Group's software.
```

```
* For conditions of distribution and use, see the accompanying README file.
```

```
*/
```

```
* This file contains master control logic for the JPEG compressor.
```

```
* These routines are concerned with parameter validation, initial setup,
```

```
* and inter-pass control (determining the number of passes and the work
```

```
* to be done in each pass).
```

```
*/
```

Found in path(s):

```
* /opt/cola/permits/1103525591_1607965476.8/0/jpeg-9c-master-zip/jpeg-9c-master/jcmaster.c
```

No license file was found, but licenses were detected in source scan.

```
/*
```

```
* jpegtran.c
```

```
*/
```

```
* Copyright (C) 1995-2013, Thomas G. Lane, Guido Vollbeding.
```

```
* This file is part of the Independent JPEG Group's software.
```

```
* For conditions of distribution and use, see the accompanying README file.
```

```
*/
```

```
* This file contains a command-line user interface for JPEG transcoding.
```

```
* It is very similar to cjpeg.c, and partly to djpeg.c, but provides
```

```
* lossless transcoding between different JPEG file formats. It also
```

```
* provides some lossless and sort-of-lossless transformations of JPEG data.
```

```
*/
```

Found in path(s):

* /opt/cola/permits/1103525591_1607965476.8/0/jpeg-9c-master-zip/jpeg-9c-master/jpegtran.c

No license file was found, but licenses were detected in source scan.

/*

* wrbmp.c

*

* Copyright (C) 1994-1996, Thomas G. Lane.

* Modified 2017 by Guido Vollbeding.

* This file is part of the Independent JPEG Group's software.

* For conditions of distribution and use, see the accompanying README file.

*

* This file contains routines to write output images in Microsoft "BMP"

* format (MS Windows 3.x and OS/2 1.x flavors).

* Either 8-bit colormapped or 24-bit full-color format can be written.

* No compression is supported.

*

* These routines may need modification for non-Unix environments or

* specialized applications. As they stand, they assume output to

* an ordinary stdio stream.

*

* This code contributed by James Arthur Boucher.

*/

Found in path(s):

* /opt/cola/permits/1103525591_1607965476.8/0/jpeg-9c-master-zip/jpeg-9c-master/wrbmp.c

No license file was found, but licenses were detected in source scan.

/*

* jccolor.c

*

* Copyright (C) 1991-1996, Thomas G. Lane.

* Modified 2011-2013 by Guido Vollbeding.

* This file is part of the Independent JPEG Group's software.

* For conditions of distribution and use, see the accompanying README file.

*

* This file contains input colorspace conversion routines.

*/

Found in path(s):

* /opt/cola/permits/1103525591_1607965476.8/0/jpeg-9c-master-zip/jpeg-9c-master/jccolor.c

No license file was found, but licenses were detected in source scan.

/*

* jmemmac.c

*

* Copyright (C) 1992-1997, Thomas G. Lane.

* This file is part of the Independent JPEG Group's software.

* For conditions of distribution and use, see the accompanying README file.
 *
 * jmemmac.c provides an Apple Macintosh implementation of the system-
 * dependent portion of the JPEG memory manager.
 *
 * If you use jmemmac.c, then you must define USE_MAC_MEMMGR in the
 * JPEG_INTERNALS part of jconfig.h.
 *
 * jmemmac.c uses the Macintosh toolbox routines NewPtr and DisposePtr
 * instead of malloc and free. It accurately determines the amount of
 * memory available by using CompactMem. Notice that if left to its
 * own devices, this code can chew up all available space in the
 * application's zone, with the exception of the rather small "slop"
 * factor computed in jpeg_mem_available(). The application can ensure
 * that more space is left over by reducing max_memory_to_use.
 *
 * Large images
 * are swapped to disk using temporary files and System 7.0+'s
 * temporary folder functionality.
 *
 * Note that jmemmac.c depends on two features of MacOS that were first
 * introduced in System 7: FindFolder and the FSSpec-based calls.
 * If your application uses jmemmac.c and is run under System 6 or earlier,
 * and the jpeg library decides it needs a temporary file, it will abort,
 * printing error messages about requiring System 7. (If no temporary files
 * are created, it will run fine.)
 *
 * If you want to use jmemmac.c in an application that might be used with
 * System 6 or earlier, then you should remove dependencies on FindFolder
 * and the FSSpec calls. You will need to replace FindFolder with some
 * other mechanism for finding a place to put temporary files, and you
 * should replace the FSSpec calls with their HFS equivalents:
 *
 * FSpDelete -> HDelete
 * FSpGetFInfo -> HGetFInfo
 * FSpCreate -> HCreate
 * FSpOpenDF -> HOpen
 * *** Note: not HOpenDF ***
 * FSMakeFSSpec -> (fill in spec by hand.)
 *
 * (Use HOpen instead of HOpenDF. HOpen is just a glue-interface to PBHOpen,
 * which is on all HFS macs. HOpenDF is a System 7 addition which avoids the
 * ages-old problem of names starting with a period.)
 *
 * Contributed by Sam Bushell (jsam@iagu.on.net) and
 * Dan Gildor (gyld@in-touch.com).
 */

Found in path(s):

* /opt/cola/permits/1103525591_1607965476.8/0/jpeg-9c-master-zip/jpeg-9c-master/jmemmac.c

No license file was found, but licenses were detected in source scan.

/*

* jmemmgr.c

*

* Copyright (C) 1991-1997, Thomas G. Lane.

* Modified 2011-2012 by Guido Vollbeding.

* This file is part of the Independent JPEG Group's software.

* For conditions of distribution and use, see the accompanying README file.

*

* This file contains the JPEG system-independent memory management

* routines. This code is usable across a wide variety of machines; most

* of the system dependencies have been isolated in a separate file.

* The major functions provided here are:

* * pool-based allocation and freeing of memory;

* * policy decisions about how to divide available memory among the

* virtual arrays;

* * control logic for swapping virtual arrays between main memory and

* backing storage.

* The separate system-dependent file provides the actual backing-storage

* access code, and it contains the policy decision about how much total

* main memory to use.

* This file is

system-dependent in the sense that some of its functions

* are unnecessary in some systems. For example, if there is enough virtual

* memory so that backing storage will never be used, much of the virtual

* array control logic could be removed. (Of course, if you have that much

* memory then you shouldn't care about a little bit of unused code...)

*/

Found in path(s):

* /opt/cola/permits/1103525591_1607965476.8/0/jpeg-9c-master-zip/jpeg-9c-master/jmemmgr.c

No license file was found, but licenses were detected in source scan.

/*

* cdjpeg.h

*

* Copyright (C) 1994-1997, Thomas G. Lane.

* This file is part of the Independent JPEG Group's software.

* For conditions of distribution and use, see the accompanying README file.

*

* This file contains common declarations for the sample applications

* cjpeg and djpeg. It is NOT used by the core JPEG library.

*/

Found in path(s):

1.12 asm 7.2

1.12.1 Available under license :

No license file was found, but licenses were detected in source scan.

```
// All rights reserved.  
// Redistribution and use in source and binary forms, with or without  
// modification, are permitted provided that the following conditions  
// are met:  
// 1. Redistributions of source code must retain the above copyright  
// notice, this list of conditions and the following disclaimer.  
// 2. Redistributions in binary form must reproduce the above copyright  
// notice, this list of conditions and the following disclaimer in the  
// documentation and/or other materials provided with the distribution.  
// 3. Neither the name of the copyright holders nor the names of its  
// this software without specific prior written permission.
```

Found in path(s):

```
* /opt/cola/permits/1135935614_1613638550.88/0/asm-7-2-sources-4-jar/org/objectweb/asm/Handler.java  
* /opt/cola/permits/1135935614_1613638550.88/0/asm-7-2-sources-4-jar/org/objectweb/asm/ConstantDynamic.java  
* /opt/cola/permits/1135935614_1613638550.88/0/asm-7-2-sources-4-jar/org/objectweb/asm/ModuleWriter.java  
*  
/opt/cola/permits/1135935614_1613638550.88/0/asm-7-2-sources-4-jar/org/objectweb/asm/MethodVisitor.java  
* /opt/cola/permits/1135935614_1613638550.88/0/asm-7-2-sources-4-jar/org/objectweb/asm/ClassReader.java  
* /opt/cola/permits/1135935614_1613638550.88/0/asm-7-2-sources-4-jar/org/objectweb/asm/Opcodes.java  
* /opt/cola/permits/1135935614_1613638550.88/0/asm-7-2-sources-4-  
jar/org/objectweb/asm/AnnotationVisitor.java  
* /opt/cola/permits/1135935614_1613638550.88/0/asm-7-2-sources-4-  
jar/org/objectweb/asm/signature/SignatureWriter.java  
* /opt/cola/permits/1135935614_1613638550.88/0/asm-7-2-sources-4-jar/org/objectweb/asm/Type.java  
* /opt/cola/permits/1135935614_1613638550.88/0/asm-7-2-sources-4-jar/org/objectweb/asm/FieldVisitor.java  
* /opt/cola/permits/1135935614_1613638550.88/0/asm-7-2-sources-4-jar/org/objectweb/asm/AnnotationWriter.java  
* /opt/cola/permits/1135935614_1613638550.88/0/asm-7-2-sources-4-jar/org/objectweb/asm/Constants.java  
*  
/opt/cola/permits/1135935614_1613638550.88/0/asm-7-2-sources-4-jar/org/objectweb/asm/TypeReference.java  
* /opt/cola/permits/1135935614_1613638550.88/0/asm-7-2-sources-4-jar/org/objectweb/asm/Label.java  
* /opt/cola/permits/1135935614_1613638550.88/0/asm-7-2-sources-4-jar/org/objectweb/asm/Context.java  
* /opt/cola/permits/1135935614_1613638550.88/0/asm-7-2-sources-4-  
jar/org/objectweb/asm/ClassTooLargeException.java  
* /opt/cola/permits/1135935614_1613638550.88/0/asm-7-2-sources-4-jar/org/objectweb/asm/ClassVisitor.java  
* /opt/cola/permits/1135935614_1613638550.88/0/asm-7-2-sources-4-jar/org/objectweb/asm/MethodWriter.java  
* /opt/cola/permits/1135935614_1613638550.88/0/asm-7-2-sources-4-jar/org/objectweb/asm/ModuleVisitor.java  
* /opt/cola/permits/1135935614_1613638550.88/0/asm-7-2-sources-4-jar/org/objectweb/asm/Symbol.java  
* /opt/cola/permits/1135935614_1613638550.88/0/asm-7-2-sources-4-jar/org/objectweb/asm/ClassWriter.java  
* /opt/cola/permits/1135935614_1613638550.88/0/asm-7-2-sources-4-jar/org/objectweb/asm/TypePath.java
```


*
/opt/cola/permits/1135935614_1613638550.88/0/asm-7-2-sources-4-jar/org/objectweb/asm/signature/SignatureVisitor.java
* /opt/cola/permits/1135935614_1613638550.88/0/asm-7-2-sources-4-jar/org/objectweb/asm/FieldWriter.java
* /opt/cola/permits/1135935614_1613638550.88/0/asm-7-2-sources-4-jar/org/objectweb/asm/Handle.java
* /opt/cola/permits/1135935614_1613638550.88/0/asm-7-2-sources-4-jar/org/objectweb/asm/ByteVector.java
* /opt/cola/permits/1135935614_1613638550.88/0/asm-7-2-sources-4-jar/org/objectweb/asm/SymbolTable.java
* /opt/cola/permits/1135935614_1613638550.88/0/asm-7-2-sources-4-jar/org/objectweb/asm/Frame.java
* /opt/cola/permits/1135935614_1613638550.88/0/asm-7-2-sources-4-jar/org/objectweb/asm/Edge.java
* /opt/cola/permits/1135935614_1613638550.88/0/asm-7-2-sources-4-jar/org/objectweb/asm/CurrentFrame.java
* /opt/cola/permits/1135935614_1613638550.88/0/asm-7-2-sources-4-jar/org/objectweb/asm/Attribute.java
* /opt/cola/permits/1135935614_1613638550.88/0/asm-7-2-sources-4-jar/org/objectweb/asm/signature/SignatureReader.java
*
/opt/cola/permits/1135935614_1613638550.88/0/asm-7-2-sources-4-jar/org/objectweb/asm/MethodTooLargeException.java
No license file was found, but licenses were detected in source scan.

2011 INRIA, France Telecom

* All rights reserved.

*

* Redistribution and use in source and binary forms, with or without

* modification, are permitted provided that the following conditions

* are met:

* 1. Redistributions of source code must retain the above copyright

* notice, this list of conditions and the following disclaimer.

* 2. Redistributions in binary form must reproduce the above copyright

* notice, this list of conditions and the following disclaimer in the

* documentation and/or other materials provided with the distribution.

* 3. Neither the name of the copyright holders nor the names of its

* contributors may be used to endorse or promote products derived from

* this software without specific prior written permission.

*

* THIS SOFTWARE IS PROVIDED BY THE COPYRIGHT HOLDERS AND CONTRIBUTORS "AS IS"

* AND ANY EXPRESS OR IMPLIED WARRANTIES, INCLUDING, BUT NOT LIMITED TO, THE

* IMPLIED WARRANTIES OF MERCHANTABILITY AND FITNESS FOR A PARTICULAR PURPOSE

* ARE DISCLAIMED. IN NO EVENT SHALL THE COPYRIGHT OWNER OR CONTRIBUTORS BE

* LIABLE FOR ANY DIRECT, INDIRECT, INCIDENTAL, SPECIAL, EXEMPLARY, OR

* CONSEQUENTIAL DAMAGES (INCLUDING, BUT NOT LIMITED TO, PROCUREMENT OF

* SUBSTITUTE GOODS OR SERVICES; LOSS OF USE, DATA, OR PROFITS; OR BUSINESS

* INTERRUPTION) HOWEVER CAUSED AND ON ANY THEORY OF LIABILITY, WHETHER IN

* CONTRACT, STRICT LIABILITY, OR TORT (INCLUDING NEGLIGENCE OR OTHERWISE)

* ARISING IN ANY WAY OUT OF THE USE OF THIS SOFTWARE, EVEN IF ADVISED OF

* THE POSSIBILITY OF SUCH DAMAGE.

Found in path(s):

* /opt/cola/permits/1135935614_1613638550.88/0/asm-7-2-sources-4-jar/org/objectweb/asm/package.html

* /opt/cola/permits/1135935614_1613638550.88/0/asm-7-2-sources-4-

1.13 xml-commons-resolver 1.2

1.13.1 Available under license :

The contents of these file are subject to the Mozilla Public License Version 1.0 (the "License"); you may not use these files except in compliance with the License. You may obtain a copy of the License at <http://www.mozilla.org/MPL/>

Software distributed under the License is distributed on an "AS IS" basis, WITHOUT WARRANTY OF ANY KIND, either express or implied. See the License for the specific language governing rights and limitations under the License.

The Original Code is all Saxon modules labelled with a notice referring to this license.

The Initial Developer of the Original Code is Michael Kay, except where otherwise specified in an individual module.

Portions created by other named contributors are copyright as identified in the relevant module. All Rights Reserved.

Contributor(s) are listed in the documentation: see notices/contributors.

LEGAL NOTICE

This notice is issued to fulfil the requirements of the Mozilla Public License version 1.0 ("MPL 1.0") sections 3.4(a) and 3.6. MPL 1.0 can be found at <http://www.mozilla.org/MPL/MPL-1.0.html>.

Section 3.4(a) of MPL 1.0 states that any third party intellectual property rights in particular functionality or code must be notified in a text file named LEGAL that is issued with the source code. Saxon includes a number of such third party components, and the relevant claims are included in notices included in the same directory as this notice. Although MPL 1.0 requires this notice to be included only with source code, some of the third parties may also require notices to be included with executable code. Therefore, Saxon executable code must not be distributed separately from this notice and all the accompanying third party notices. The term "Distribution" here includes making the code available for download, and its inclusion in download repositories such as Maven.

Section

3.6 of MPL 1.0 states:

You may distribute Covered Code in Executable form only if the requirements of Section 3.1-3.5 have been met for that Covered Code, and if You include a notice stating that the Source Code version of the Covered Code is available under the terms of this License, including a description of how and where You have fulfilled the obligations of Section 3.2.

Section 3.2 requires the Source Code of Covered Code to be made available via an accepted Electronic Distribution Mechanism.

The Source Code version of the Covered Code (that is, the source code of Saxon-B) is available under the terms of the Mozilla Public License version 1.0, and may be obtained from the Subversion repository for the Saxon project on SourceForge, at https://sourceforge.net/svn/?group_id=29872.

The precise version of the Subversion source for a particular Saxon maintenance release can be determined by referring to the release notes for the particular release in the SourceForge download area.

Note that MPL 1.0 requires that any modifications to this source code must be made available under the terms of the MPL "to anyone to whom you made an executable version available". As a courtesy, it is also requested that you make such modifications available to Saxonica Limited.

The GNU General Public License (GPL)

Version 2, June 1991

Copyright (C) 1989, 1991 Free Software Foundation, Inc.
59 Temple Place, Suite 330, Boston, MA 02111-1307 USA

Everyone is permitted to copy and distribute verbatim copies of this license document, but changing it is not allowed.

Preamble

The licenses for most software are designed to take away your freedom to share and change it. By contrast, the GNU General Public License is intended to guarantee your freedom to share and change free software--to make sure the software is free for all its users. This General Public License applies to most of the Free Software Foundation's software and to any other program whose authors commit to using it. (Some other Free Software Foundation software is covered by the GNU Library General Public License instead.) You can apply it to your programs, too.

When we speak of free software, we are referring to freedom, not price. Our General Public Licenses are designed to make sure that you have the freedom to distribute copies of free software (and charge for this service if you wish), that you receive source code or can get it if you want it, that you can change the software or use pieces of it in new free programs; and that you know you can do these things.

To protect your rights, we need to make restrictions that forbid anyone to deny you these rights or to ask you to surrender the rights. These restrictions translate to certain responsibilities for you if you distribute copies of the software, or if you modify it.

For example, if you distribute copies of such a program, whether gratis or for a fee, you must give the recipients all the rights that you have. You must make sure that they, too, receive or can get the source code. And you must show them these terms so they know their rights.

We protect your rights with two steps: (1) copyright the software, and (2) offer you this license which gives you legal permission to copy, distribute and/or modify the software.

Also,

for each author's protection and ours, we want to make certain that everyone understands that there is no warranty for this free software. If the software is modified by someone else and passed on, we want its recipients to know that what they have is not the original, so that any problems introduced by others will not reflect on the original authors' reputations.

Finally, any free program is threatened constantly by software patents. We wish to avoid the danger that redistributors of a free program will individually obtain patent licenses, in effect making the program proprietary. To prevent this, we have made it clear that any patent must be licensed for everyone's free use or not licensed at all.

The precise terms and conditions for copying, distribution and modification follow.

TERMS AND CONDITIONS FOR COPYING, DISTRIBUTION AND MODIFICATION

0. This License applies to any program or other work which contains a notice placed by the copyright holder saying it may be distributed under the terms of this General Public License. The "Program", below, refers to any such program or work, and a "work based on the Program" means either the Program or any derivative work under copyright law: that is to say, a work containing the Program or a portion of it, either verbatim or with modifications and/or translated into another language. (Hereinafter, translation is included without limitation in the term "modification".) Each licensee is addressed as "you".

Activities other than copying, distribution and modification are not covered by this License; they are outside its scope. The act of running the Program is not restricted, and the output from the Program is covered only if its contents constitute a work based on the Program (independent of having been made by running the Program). Whether that is true depends on what the Program does.

1. You may copy and distribute verbatim copies of the Program's source code as you receive it, in any medium, provided that you conspicuously and appropriately publish on each copy an appropriate copyright notice and disclaimer of warranty; keep intact all the notices that refer to this License and to the absence of any warranty; and give any other recipients of the Program a copy of this License along with the Program.

You may charge a fee for the physical act of transferring a copy, and you may at your option offer warranty protection in exchange for a fee.

2. You may modify your copy or copies of the Program or any portion of it, thus forming a work based on the Program, and copy and distribute such modifications or work under the terms of Section 1 above, provided that you also meet all of these conditions:

- a) You must cause the modified files to carry prominent notices stating that you changed the files and the date of any change.
- b) You must cause any work that you distribute or publish, that in whole or in part contains or is derived from the Program or any part thereof, to be licensed as a whole at no charge to all third parties under the terms of this License.
- c) If the modified program normally reads commands interactively when run, you must cause it, when started running for such interactive use in the most ordinary way, to print or display an announcement including an appropriate copyright notice and a notice that there is no warranty (or else, saying that you provide a warranty) and that users may redistribute the program under these conditions, and telling the user how to view a copy of this License. (Exception: if the Program itself is interactive but does not normally print such an announcement, your work based on the Program is not required to print an announcement.)

These requirements apply to the modified work as a whole. If identifiable sections of that work are not derived from the Program, and can be reasonably considered independent and separate works in themselves, then this License, and its terms,

do not apply to those sections when you distribute them as separate works. But when you distribute the same sections as part of a whole which is a work based on the Program, the distribution of the whole must be on the terms of this License, whose permissions for other licensees extend to the entire whole, and thus to each and every part regardless of who wrote it.

Thus, it is not the intent of this section to claim rights or contest your rights to work written entirely by you; rather, the intent is to exercise the right to control the distribution of derivative or collective works based on the Program.

In addition, mere aggregation of another work not based on the Program with the Program (or with a work based on the Program) on a volume of a storage or distribution medium does not bring the other work under the scope of this License.

3. You may copy and distribute the Program (or a work based on it, under Section 2) in object code or executable form under the terms of Sections

1 and

2 above provided that you also do one of the following:

a) Accompany it with the complete corresponding machine-readable source code, which must be distributed under the terms of Sections 1 and 2 above on a medium customarily used for software interchange; or,

b) Accompany it with a written offer, valid for at least three years, to give any third party, for a charge no more than your cost of physically performing source distribution, a complete machine-readable copy of the corresponding source code, to be distributed under the terms of Sections 1 and 2 above on a medium customarily used for software interchange; or,

c) Accompany it with the information you received as to the offer to distribute corresponding source code. (This alternative is allowed only for noncommercial distribution and only if you received the program in object code or executable form with such an offer, in accord with Subsection b above.)

The source

code for a work means the preferred form of the work for making modifications to it. For an executable work, complete source code means all the source code for all modules it contains, plus any associated interface definition files, plus the scripts used to control compilation and installation of the executable. However, as a special exception, the source code distributed need not include anything that is normally distributed (in either source or binary form) with the major components (compiler, kernel, and so on) of the operating system on which the executable runs, unless that component itself accompanies the executable.

If distribution of executable or object code is made by offering access to copy from a designated place, then offering equivalent access to copy the source code from the same place counts as distribution of the source code, even though third parties are not compelled to copy the source along with the object code.

4. You may not copy, modify, sublicense, or distribute the Program except as

expressly provided under this License. Any attempt otherwise to copy, modify, sublicense or distribute the Program is void, and will automatically terminate your rights under this License. However, parties who have received copies, or rights, from you under this License will not have their licenses terminated so long as such parties remain in full compliance.

5. You are not required to accept this License, since you have not signed it.

However, nothing else grants you permission to modify or distribute the Program or its derivative works. These actions are prohibited by law if you do not accept this License. Therefore, by modifying or distributing the Program (or any work based on the Program), you indicate your acceptance of this License to

do so, and all its terms and conditions for copying, distributing or modifying the Program or works based on it.

6. Each time you redistribute the Program (or any work based on the Program), the recipient automatically receives a license from the original licensor to copy, distribute or modify the Program subject to these terms and conditions. You may not impose any further restrictions on the recipients' exercise of the rights granted herein. You are not responsible for enforcing compliance by third parties to this License.

7. If, as a consequence of a court judgment or allegation of patent infringement or for any other reason (not limited to patent issues), conditions are imposed on you (whether by court order, agreement or otherwise) that contradict the conditions of this License, they do not excuse you from the conditions of this License. If you cannot distribute so as to satisfy simultaneously your obligations under this License and any other pertinent obligations, then as a consequence you may not distribute the Program at all. For example, if a patent license would not permit royalty-free redistribution of the Program by all those who receive copies directly or indirectly through you, then the only way you could satisfy both it and this License would be to refrain entirely from distribution of the Program.

If any portion of this section is held invalid or unenforceable under any particular circumstance, the balance of the section is intended to apply and the section as a whole is intended to apply in other circumstances.

It is not the purpose of this section to induce you to infringe any patents or other property right claims or to contest validity of any such claims; this section has the sole purpose of protecting the integrity of the free software distribution system, which is implemented by public license practices. Many people have made generous contributions to the wide range of software distributed through that system in reliance on consistent application of that system; it is up to the author/donor to decide if he or she is willing to distribute software through any other system and a licensee cannot impose that choice.

This section is intended to make thoroughly clear what is believed to be a consequence of the rest of this License.

8. If the distribution and/or use of the Program is restricted in certain countries either by patents or by copyrighted interfaces, the original copyright holder who places the Program under this License may add an explicit geographical distribution limitation excluding those countries, so that distribution is permitted only in or among countries not thus excluded. In such case, this License incorporates the limitation as if written in the body

of this License.

9. The Free Software Foundation may publish revised and/or new versions of the General Public License from time to time. Such new versions will be similar in spirit to the present version, but may differ in detail to address new problems or concerns.

Each version is given a distinguishing version number. If the Program specifies a version number of this License which applies to it and "any later version", you have the option of following the terms and conditions either of that version or of any later version published by the Free Software Foundation. If the Program does not specify a version number of this License, you may choose any version ever published by the Free Software Foundation.

10. If you wish to incorporate parts of the Program into other free programs whose distribution conditions are different, write to the author to ask for permission. For software which is copyrighted by the Free Software Foundation, write to the Free Software Foundation; we sometimes make exceptions for this. Our decision will be guided by the two goals of preserving the free status of all derivatives of our free software and of promoting the sharing and reuse of software generally.

NO WARRANTY

11. BECAUSE THE PROGRAM IS LICENSED FREE OF CHARGE, THERE IS NO WARRANTY FOR THE PROGRAM, TO THE EXTENT PERMITTED BY APPLICABLE LAW. EXCEPT WHEN OTHERWISE STATED IN WRITING THE COPYRIGHT HOLDERS AND/OR OTHER PARTIES PROVIDE THE PROGRAM "AS IS" WITHOUT WARRANTY OF ANY KIND, EITHER EXPRESSED OR IMPLIED, INCLUDING, BUT NOT LIMITED TO, THE IMPLIED WARRANTIES OF MERCHANTABILITY AND FITNESS FOR A PARTICULAR PURPOSE. THE ENTIRE RISK AS TO THE QUALITY AND PERFORMANCE OF THE PROGRAM IS WITH YOU. SHOULD THE PROGRAM PROVE DEFECTIVE, YOU ASSUME THE COST OF ALL NECESSARY SERVICING, REPAIR OR CORRECTION.

12. IN NO EVENT UNLESS REQUIRED BY APPLICABLE LAW OR AGREED TO IN WRITING WILL ANY COPYRIGHT HOLDER, OR ANY OTHER PARTY WHO MAY MODIFY AND/OR REDISTRIBUTE THE PROGRAM AS PERMITTED ABOVE, BE LIABLE TO YOU FOR DAMAGES, INCLUDING ANY GENERAL, SPECIAL, INCIDENTAL OR CONSEQUENTIAL DAMAGES ARISING OUT OF THE USE OR INABILITY TO USE THE PROGRAM (INCLUDING BUT NOT LIMITED TO LOSS OF DATA OR DATA BEING RENDERED INACCURATE OR LOSSES SUSTAINED BY YOU OR THIRD PARTIES OR A FAILURE OF THE PROGRAM TO OPERATE WITH ANY OTHER PROGRAMS), EVEN IF SUCH HOLDER OR OTHER PARTY HAS BEEN ADVISED OF THE POSSIBILITY OF SUCH DAMAGES.

END OF TERMS AND CONDITIONS

How

to Apply These Terms to Your New Programs

If you develop a new program, and you want it to be of the greatest possible use to the public, the best way to achieve this is to make it free software which everyone can redistribute and change under these terms.

To do so, attach the following notices to the program. It is safest to attach them to the start of each source file to most effectively convey the exclusion of warranty; and each file should have at least the "copyright" line and a pointer to where the full notice is found.

One line to give the program's name and a brief idea of what it does.

Copyright (C) <year> <name of author>

This program is free software; you can redistribute it and/or modify it under the terms of the GNU General Public License as published by the Free Software Foundation; either version 2 of the License, or (at your option) any later version.

This program is distributed in the hope that it will be useful, but WITHOUT ANY WARRANTY; without even the implied warranty of MERCHANTABILITY or FITNESS FOR A PARTICULAR PURPOSE. See the GNU General Public License for more details.

You should have received a copy of the GNU General Public License along with this program; if not, write to the Free Software Foundation, Inc., 59 Temple Place, Suite 330, Boston, MA 02111-1307 USA

Also add information on how to contact you by electronic and paper mail.

If the program is interactive, make it output a short notice like this when it starts in an interactive mode:

Gnomovision version 69, Copyright (C) year name of author Gnomovision comes with ABSOLUTELY NO WARRANTY; for details type 'show w'. This is free software, and you are welcome to redistribute it under certain conditions; type 'show c' for details.

The hypothetical commands 'show w' and 'show c' should show the appropriate parts of the General Public License. Of course, the commands you use may be called something other than 'show w' and 'show c'; they could even be mouse-clicks or menu items--whatever suits your program.

You should also get your employer (if you work as a programmer) or your school, if any, to sign a "copyright disclaimer" for the program, if necessary. Here

is a sample; alter the names:

Yoyodyne, Inc., hereby disclaims all copyright interest in the program
'Gnomovision' (which makes passes at compilers) written by James Hacker.

signature of Ty Coon, 1 April 1989

Ty Coon, President of Vice

This General Public License does not permit incorporating your program into
proprietary programs. If your program is a subroutine library, you may
consider it more useful to permit linking proprietary applications with the
library. If this is what you want to do, use the GNU Library General Public
License instead of this License.

"CLASSPATH" EXCEPTION TO THE GPL

Certain source files distributed by Sun Microsystems, Inc. are subject to
the following clarification and special
exception to the GPL, but only where
Sun has expressly included in the particular source file's header the words
"Sun designates this particular file as subject to the "Classpath" exception
as provided by Sun in the LICENSE file that accompanied this code."

Linking this library statically or dynamically with other modules is making
a combined work based on this library. Thus, the terms and conditions of
the GNU General Public License cover the whole combination.

As a special exception, the copyright holders of this library give you
permission to link this library with independent modules to produce an
executable, regardless of the license terms of these independent modules,
and to copy and distribute the resulting executable under terms of your
choice, provided that you also meet, for each linked independent module,
the terms and conditions of the license of that module. An independent
module is a module which is not derived from or based
on this library. If
you modify this library, you may extend this exception to your version of
the library, but you are not obligated to do so. If you do not wish to do
so, delete this exception statement from your version.

Apache XML Commons Resolver
Copyright 2006 The Apache Software Foundation.

This product includes software developed at
The Apache Software Foundation <http://www.apache.org/>

Portions of this code are derived from classes placed in the
public domain by Arbortext on 10 Apr 2000. See:

TERMS AND CONDITIONS FOR USE, REPRODUCTION, AND DISTRIBUTION

1. Definitions.

"License" shall mean the terms and conditions for use, reproduction, and distribution as defined by Sections 1 through 9 of this document.

"Licensor" shall mean the copyright owner or entity authorized by the copyright owner that is granting the License.

"Legal Entity" shall mean the union of the acting entity and all other entities that control, are controlled by, or are under common control with that entity. For the purposes of this definition, "control" means (i) the power, direct or indirect, to cause the direction or management of such entity, whether by contract or otherwise, or (ii) ownership of fifty percent (50%) or more of the outstanding shares, or (iii) beneficial ownership of such entity.

"You" (or "Your") shall mean an individual or Legal Entity exercising permissions granted by this License.

"Source" form shall mean the preferred form for making modifications, including but not limited to software source code, documentation source, and configuration files.

"Object" form shall mean any form resulting from mechanical transformation or translation of a Source form, including but not limited to compiled object code, generated documentation, and conversions to other media types.

"Work" shall mean the work of authorship, whether in Source or Object form, made available under the License, as indicated by a copyright notice that is included in or attached to the work (an example is provided in the Appendix below).

"Derivative Works" shall mean any work, whether in Source or Object form, that is based on (or derived from) the Work and for which the editorial revisions, annotations, elaborations, or other modifications represent, as a whole, an original work of authorship. For the purposes of this License, Derivative Works shall not include works that remain separable from, or merely link (or bind by name) to the interfaces of,

the Work and Derivative Works thereof.

"Contribution" shall mean any work of authorship, including the original version of the Work and any modifications or additions to that Work or Derivative Works thereof, that is intentionally submitted to Licensor for inclusion in the Work by the copyright owner or by an individual or Legal Entity authorized to submit on behalf of the copyright owner. For the purposes of this definition, "submitted" means any form of electronic, verbal, or written communication sent to the Licensor or its representatives, including but not limited to communication on electronic mailing lists, source code control systems, and issue tracking systems that are managed by, or on behalf of, the Licensor for the purpose of discussing and improving the Work, but excluding communication that is conspicuously marked or otherwise designated in writing by the copyright owner as "Not a Contribution."

"Contributor" shall mean Licensor and any individual or Legal Entity on behalf of whom a Contribution has been received by Licensor and subsequently incorporated within the Work.

2. Grant of Copyright License. Subject to the terms and conditions of this License, each Contributor hereby grants to You a perpetual, worldwide, non-exclusive, no-charge, royalty-free, irrevocable copyright license to reproduce, prepare Derivative Works of, publicly display, publicly perform, sublicense, and distribute the Work and such Derivative Works in Source or Object form.

3. Grant of Patent License. Subject to the terms and conditions of this License, each Contributor hereby grants to You a perpetual, worldwide, non-exclusive, no-charge, royalty-free, irrevocable (except as stated in this section) patent license to make, have made, use, offer to sell, sell, import, and otherwise transfer the Work, where such license applies only to those patent claims licensable by such Contributor that are necessarily infringed by their Contribution(s) alone or by combination of their Contribution(s) with the Work to which such Contribution(s) was submitted. If You institute patent litigation against any entity (including a cross-claim or counterclaim in a lawsuit) alleging that the Work or a Contribution incorporated within the Work constitutes direct or contributory patent infringement, then any patent licenses granted to You under this License for that Work shall terminate as of the date such litigation is filed.

4. Redistribution. You may reproduce and distribute copies of the Work or Derivative Works thereof in any medium, with or without modifications, and in Source or Object form, provided that You

meet the following conditions:

- (a) You must give any other recipients of the Work or Derivative Works a copy of this License; and
- (b) You must cause any modified files to carry prominent notices stating that You changed the files; and
- (c) You must retain, in the Source form of any Derivative Works that You distribute, all copyright, patent, trademark, and attribution notices from the Source form of the Work, excluding those notices that do not pertain to any part of the Derivative Works; and
- (d) If the Work includes a "NOTICE" text file as part of its distribution, then any Derivative Works that You distribute must include a readable copy of the attribution notices contained within such NOTICE file, excluding

those notices that do not

pertain to any part of the Derivative Works, in at least one of the following places: within a NOTICE text file distributed as part of the Derivative Works; within the Source form or documentation, if provided along with the Derivative Works; or, within a display generated by the Derivative Works, if and wherever such third-party notices normally appear. The contents of the NOTICE file are for informational purposes only and do not modify the License. You may add Your own attribution notices within Derivative Works that You distribute, alongside or as an addendum to the NOTICE text from the Work, provided that such additional attribution notices cannot be construed as modifying the License.

You may add Your own copyright statement to Your modifications and may provide additional or different license terms and conditions

for use, reproduction, or distribution of Your modifications, or for any such Derivative Works as a whole, provided Your use, reproduction, and distribution of the Work otherwise complies with the conditions stated in this License.

5. Submission of Contributions. Unless You explicitly state otherwise, any Contribution intentionally submitted for inclusion in the Work by You to the Licensor shall be under the terms and conditions of this License, without any additional terms or conditions.

Notwithstanding the above, nothing herein shall supersede or modify the terms of any separate license agreement you may have executed with Licensor regarding such Contributions.

6. Trademarks. This License does not grant permission to use the trade names, trademarks, service marks, or product names of the Licensor, except as required for reasonable and customary use in describing the origin of the Work and reproducing the content of the NOTICE file.
7. Disclaimer of Warranty. Unless required by applicable law or agreed to in writing, Licensor provides the Work (and each Contributor provides its Contributions) on an "AS IS" BASIS, WITHOUT WARRANTIES OR CONDITIONS OF ANY KIND, either express or implied, including, without limitation, any warranties or conditions of TITLE, NON-INFRINGEMENT, MERCHANTABILITY, or FITNESS FOR A PARTICULAR PURPOSE. You are solely responsible for determining the appropriateness of using or redistributing the Work and assume any risks associated with Your exercise of permissions under this License.
8. Limitation of Liability. In no event and under no legal theory, whether in tort (including negligence), contract, or otherwise, unless required by applicable law (such as deliberate and grossly negligent acts) or agreed to in writing, shall any Contributor be liable to You for damages, including any direct, indirect, special, incidental, or consequential damages of any character arising as a result of this License or out of the use or inability to use the Work (including but not limited to damages for loss of goodwill, work stoppage, computer failure or malfunction, or any and all other commercial damages or losses), even if such Contributor has been advised of the possibility of such damages.
9. Accepting Warranty or Additional Liability. While redistributing the Work or Derivative Works thereof, You may choose to offer, and charge a fee for, acceptance of support, warranty, indemnity, or other liability obligations and/or rights consistent with this License. However, in accepting such obligations, You may act only on Your own behalf and on Your sole responsibility, not on behalf of any other Contributor, and only if You agree to indemnify, defend, and hold each Contributor harmless for any liability incurred by, or claims asserted against, such Contributor by reason of your accepting any such warranty or additional liability.

END OF TERMS AND CONDITIONS

APPENDIX: How to apply the Apache License to your work.

To apply the Apache License to your work, attach the following boilerplate notice, with the fields enclosed by brackets "[]" replaced with your own identifying information. (Don't include the brackets!) The text should be enclosed in the appropriate

comment syntax for the file format. We also recommend that a file or class name and description of purpose be included on the same "printed page" as the copyright notice for easier identification within third-party archives.

Copyright [yyyy] [name of copyright owner]

Licensed under the Apache License, Version 2.0 (the "License");
you may not use this file except in compliance with the License.
You may obtain a copy of the License at

<http://www.apache.org/licenses/LICENSE-2.0>

Unless required by applicable law or agreed to in writing, software distributed under the License is distributed on an "AS IS" BASIS, WITHOUT WARRANTIES OR CONDITIONS OF ANY KIND, either express or implied. See the License for the specific language governing permissions and limitations under the License.

1.14 visual-studio-runtime 10.00.30319.1

1.14.1 Available under license :

Copyright (c) 2014 Taylor Hakes

Copyright (c) 2014 Forbes Lindesay

Permission is hereby granted, free of charge, to any person obtaining a copy of this software and associated documentation files (the "Software"), to deal in the Software without restriction, including without limitation the rights to use, copy, modify, merge, publish, distribute, sublicense, and/or sell copies of the Software, and to permit persons to whom the Software is furnished to do so, subject to the following conditions:

The above copyright notice and this permission notice shall be included in all copies or substantial portions of the Software.

THE SOFTWARE IS PROVIDED "AS IS", WITHOUT WARRANTY OF ANY KIND, EXPRESS OR IMPLIED, INCLUDING BUT NOT LIMITED TO THE WARRANTIES OF MERCHANTABILITY, FITNESS FOR A PARTICULAR PURPOSE AND NONINFRINGEMENT. IN NO EVENT SHALL THE AUTHORS OR COPYRIGHT HOLDERS BE LIABLE FOR ANY CLAIM, DAMAGES OR OTHER LIABILITY, WHETHER IN AN ACTION OF CONTRACT, TORT OR OTHERWISE, ARISING FROM, OUT

OF OR IN CONNECTION WITH THE SOFTWARE OR THE USE OR OTHER DEALINGS IN THE SOFTWARE.

Copyright (c) 2011-2014, Christopher Jeffrey (<https://github.com/chjj/>)

Permission is hereby granted, free of charge, to any person obtaining a copy of this software and associated documentation files (the "Software"), to deal

in the Software without restriction, including without limitation the rights to use, copy, modify, merge, publish, distribute, sublicense, and/or sell copies of the Software, and to permit persons to whom the Software is furnished to do so, subject to the following conditions:

The above copyright notice and this permission notice shall be included in all copies or substantial portions of the Software.

THE SOFTWARE IS PROVIDED "AS IS", WITHOUT WARRANTY OF ANY KIND, EXPRESS OR IMPLIED, INCLUDING BUT NOT LIMITED TO THE WARRANTIES OF MERCHANTABILITY, FITNESS FOR A PARTICULAR PURPOSE AND NONINFRINGEMENT. IN NO EVENT SHALL THE AUTHORS OR COPYRIGHT HOLDERS BE LIABLE FOR ANY CLAIM, DAMAGES OR OTHER LIABILITY, WHETHER IN AN ACTION OF CONTRACT, TORT OR OTHERWISE, ARISING FROM, OUT OF OR IN CONNECTION WITH THE SOFTWARE OR THE USE OR OTHER DEALINGS IN THE SOFTWARE.

THIRD-PARTY SOFTWARE NOTICES AND INFORMATION

For Microsoft vscode-theme-seti

This file is based on or incorporates material from the projects listed below ("Third Party OSS"). The original copyright notice and the license under which Microsoft received such Third Party OSS, are set forth below. Such licenses and notice are provided for informational purposes only. Microsoft licenses the Third Party OSS to you under the licensing terms for the Microsoft product or service. Microsoft reserves all other rights not expressly granted under this agreement, whether by implication, estoppel or otherwise.

1. Seti UI - A subtle dark colored UI theme for Atom. (<https://github.com/jesseweed/seti-ui>)

Copyright (c) 2014 Jesse Weed

Permission is hereby granted, free of charge, to any person obtaining a copy of this software and associated documentation files (the "Software"), to deal in the Software without restriction, including without limitation the rights to use, copy, modify, merge, publish, distribute, sublicense, and/or sell copies of the Software, and to permit persons to whom the Software is furnished to do so, subject to the following conditions:

The above copyright notice and this permission notice shall be included in all copies or substantial portions of the Software.

THE SOFTWARE IS PROVIDED "AS IS", WITHOUT WARRANTY OF ANY KIND, EXPRESS OR IMPLIED, INCLUDING BUT NOT LIMITED TO THE WARRANTIES OF

MERCHANTABILITY, FITNESS FOR A PARTICULAR PURPOSE AND NONINFRINGEMENT. IN NO EVENT SHALL THE AUTHORS OR COPYRIGHT HOLDERS BE LIABLE FOR ANY CLAIM, DAMAGES OR OTHER LIABILITY, WHETHER IN AN ACTION OF CONTRACT, TORT OR OTHERWISE, ARISING FROM, OUT OF OR IN CONNECTION WITH THE SOFTWARE OR THE USE OR OTHER DEALINGS IN THE SOFTWARE.

The MIT License (MIT)

Copyright 2015 Nicolas Bevacqua

Permission is hereby granted, free of charge, to any person obtaining a copy of this software and associated documentation files (the "Software"), to deal in the Software without restriction, including without limitation the rights to use, copy, modify, merge, publish, distribute, sublicense, and/or sell copies of the Software, and to permit persons to whom the Software is furnished to do so, subject to the following conditions:

The above copyright notice and this permission notice shall be included in all copies or substantial portions of the Software.

THE SOFTWARE IS PROVIDED "AS IS", WITHOUT WARRANTY OF ANY KIND, EXPRESS OR IMPLIED, INCLUDING BUT NOT LIMITED TO THE WARRANTIES OF MERCHANTABILITY, FITNESS FOR A PARTICULAR PURPOSE AND NONINFRINGEMENT. IN NO EVENT SHALL THE AUTHORS OR COPYRIGHT HOLDERS BE LIABLE FOR ANY CLAIM, DAMAGES OR OTHER LIABILITY, WHETHER IN AN ACTION OF CONTRACT, TORT OR OTHERWISE, ARISING FROM, OUT OF OR IN CONNECTION WITH THE SOFTWARE OR THE USE OR OTHER DEALINGS IN THE SOFTWARE.

Monarch definition & snippets:

The MIT License (MIT)

Copyright (c) 2015 David Owens II

Permission is hereby granted, free of charge, to any person obtaining a copy of this software and associated documentation files (the "Software"), to deal in the Software without restriction, including without limitation the rights to use, copy, modify, merge, publish, distribute, sublicense, and/or sell copies of the Software, and to permit persons to whom the Software is furnished to do so, subject to the following conditions:

The above copyright notice and this permission notice shall be included in all copies or substantial portions of the Software.

THE SOFTWARE IS PROVIDED "AS IS", WITHOUT WARRANTY OF ANY KIND, EXPRESS OR IMPLIED, INCLUDING BUT NOT LIMITED TO THE WARRANTIES OF MERCHANTABILITY, FITNESS FOR A PARTICULAR PURPOSE AND NONINFRINGEMENT. IN NO EVENT SHALL THE AUTHORS OR COPYRIGHT HOLDERS BE LIABLE FOR ANY CLAIM, DAMAGES OR OTHER LIABILITY, WHETHER IN AN ACTION OF CONTRACT, TORT OR OTHERWISE,

ARISING FROM,
OUT OF OR IN CONNECTION WITH THE SOFTWARE OR THE USE OR OTHER DEALINGS IN THE
SOFTWARE.

TextMate grammar:

Copyright (c) 2014 Darin Morrison

Permission is hereby granted, free of charge, to any person obtaining a copy
of this software and associated documentation files (the "Software"), to deal
in the Software without restriction, including without limitation the rights
to use, copy, modify, merge, publish, distribute, sublicense, and/or sell
copies of the Software, and to permit persons to whom the Software is
furnished to do so, subject to the following conditions:

The above copyright notice and this permission notice shall be included in all
copies or substantial portions of the Software.

THE SOFTWARE IS PROVIDED "AS IS", WITHOUT WARRANTY OF ANY KIND, EXPRESS OR
IMPLIED, INCLUDING BUT NOT LIMITED TO THE WARRANTIES OF MERCHANTABILITY,
FITNESS FOR A PARTICULAR PURPOSE AND NONINFRINGEMENT. IN NO EVENT SHALL THE
AUTHORS OR COPYRIGHT HOLDERS BE LIABLE FOR ANY
CLAIM, DAMAGES OR OTHER
LIABILITY, WHETHER IN AN ACTION OF CONTRACT, TORT OR OTHERWISE, ARISING FROM,
OUT OF OR IN CONNECTION WITH THE SOFTWARE OR THE USE OR OTHER DEALINGS IN THE
SOFTWARE.

1.15 visual-studio-runtime 14.00.24210.0

1.15.1 Available under license :

THIRD-PARTY SOFTWARE NOTICES AND INFORMATION

Do Not Translate or Localize

This project incorporates components from the projects listed below. The original copyright notices and the licenses
under which Microsoft received such components are set forth below. Microsoft reserves all rights not expressly
granted
herein, whether by implication, estoppel or otherwise.

%% winjs version 4.4.0 (<https://github.com/winjs/winjs>)

=====
WinJS

Copyright (c) Microsoft Corporation

All rights reserved.

MIT License

Permission is hereby granted, free of charge, to any person obtaining a copy of this software and associated documentation files (the ""Software""), to deal in the Software without restriction, including without limitation the rights to use, copy, modify, merge, publish, distribute, sublicense, and/or sell copies of the Software, and to permit persons to whom the Software is furnished to do so, subject to the following conditions:

The above copyright notice and this permission notice shall be included in all copies or substantial portions of the Software.

THE SOFTWARE IS PROVIDED *AS IS*, WITHOUT WARRANTY OF ANY KIND, EXPRESS OR IMPLIED, INCLUDING BUT NOT LIMITED TO THE WARRANTIES OF MERCHANTABILITY, FITNESS FOR A PARTICULAR PURPOSE AND NONINFRINGEMENT. IN NO EVENT SHALL THE AUTHORS OR COPYRIGHT HOLDERS BE LIABLE FOR ANY CLAIM, DAMAGES OR OTHER LIABILITY, WHETHER IN AN ACTION OF CONTRACT, TORT OR OTHERWISE, ARISING FROM, OUT OF OR IN CONNECTION WITH THE SOFTWARE OR THE USE OR OTHER DEALINGS IN THE SOFTWARE.

=====
END OF winjs NOTICES AND INFORMATION

%% string_scorer version 0.1.20 (https://github.com/joshaven/string_score)

=====
This software is released under the MIT license:

Copyright (c) Joshaven Potter

Permission is hereby granted, free of charge, to any person obtaining a copy of this software and associated documentation files (the "Software"), to deal in the Software without restriction, including without limitation the rights to use, copy, modify, merge, publish, distribute, sublicense, and/or sell copies of the Software, and to permit persons to whom the Software is furnished to do so, subject to the following conditions:

The above copyright notice and this permission notice shall be included in all copies or substantial portions of the Software.

THE SOFTWARE IS PROVIDED "AS IS", WITHOUT WARRANTY OF ANY KIND, EXPRESS OR IMPLIED, INCLUDING BUT NOT LIMITED TO THE WARRANTIES OF MERCHANTABILITY, FITNESS FOR A PARTICULAR PURPOSE AND NONINFRINGEMENT. IN NO EVENT SHALL THE AUTHORS OR COPYRIGHT HOLDERS BE LIABLE FOR ANY CLAIM, DAMAGES OR OTHER LIABILITY, WHETHER IN AN ACTION OF CONTRACT, TORT OR OTHERWISE, ARISING FROM, OUT OF OR IN

CONNECTION WITH THE SOFTWARE OR THE USE OR OTHER DEALINGS IN THE SOFTWARE.

=====

END OF string_scorer NOTICES
AND INFORMATION

%% chjj-marked NOTICES AND INFORMATION BEGIN HERE

=====

The MIT License (MIT)

Copyright (c) 2011-2014, Christopher Jeffrey (<https://github.com/chjj/>)

Permission is hereby granted, free of charge, to any person obtaining a copy of this software and associated documentation files (the "Software"), to deal in the Software without restriction, including without limitation the rights to use, copy, modify, merge, publish, distribute, sublicense, and/or sell copies of the Software, and to permit persons to whom the Software is furnished to do so, subject to the following conditions:

The above copyright notice and this permission notice shall be included in all copies or substantial portions of the Software.

THE SOFTWARE IS PROVIDED "AS IS", WITHOUT WARRANTY OF ANY KIND, EXPRESS OR IMPLIED, INCLUDING BUT NOT LIMITED TO THE WARRANTIES OF MERCHANTABILITY, FITNESS FOR A PARTICULAR PURPOSE AND NONINFRINGEMENT. IN NO EVENT SHALL THE AUTHORS OR COPYRIGHT HOLDERS BE LIABLE FOR ANY CLAIM, DAMAGES OR OTHER LIABILITY, WHETHER IN AN ACTION OF CONTRACT, TORT OR OTHERWISE, ARISING FROM, OUT OF OR IN CONNECTION WITH THE SOFTWARE OR THE USE OR OTHER DEALINGS IN THE SOFTWARE.

=====

END OF chjj-marked NOTICES AND INFORMATION

THIRD-PARTY SOFTWARE NOTICES AND INFORMATION

For Microsoft vscode-theme-seti

This file is based on or incorporates material from the projects listed below ("Third Party OSS"). The original copyright notice and the license under which Microsoft received such Third Party OSS, are set forth below. Such licenses and notice are provided for informational purposes only. Microsoft licenses the Third Party OSS to you under the licensing terms for the Microsoft product or service. Microsoft reserves all other rights not expressly granted under this agreement, whether by implication, estoppel or otherwise.

1. Seti UI - A subtle dark colored UI theme for Atom. (<https://github.com/jesseweed/seti-ui>)

Copyright (c) 2014 Jesse Weed

Permission is hereby granted, free of charge, to any person obtaining a copy of this software and associated documentation files (the "Software"), to deal in the Software without restriction, including without limitation the rights to use, copy, modify, merge, publish, distribute, sublicense, and/or sell copies of the Software, and to permit persons to whom the Software is furnished to do so, subject to the following conditions:

The above copyright notice and this permission notice shall be included in all copies or substantial portions of the Software.

THE SOFTWARE IS PROVIDED "AS IS", WITHOUT WARRANTY OF ANY KIND, EXPRESS OR IMPLIED, INCLUDING BUT NOT LIMITED TO THE WARRANTIES OF MERCHANTABILITY, FITNESS FOR A PARTICULAR PURPOSE AND NONINFRINGEMENT. IN NO EVENT SHALL THE AUTHORS OR COPYRIGHT HOLDERS BE LIABLE FOR ANY CLAIM, DAMAGES OR OTHER LIABILITY, WHETHER IN AN ACTION OF CONTRACT, TORT OR OTHERWISE, ARISING FROM, OUT OF OR IN CONNECTION WITH THE SOFTWARE OR THE USE OR OTHER DEALINGS IN THE SOFTWARE.

Copyright (c) 2011-2014, Christopher Jeffrey (<https://github.com/chjj/>)

Permission is hereby granted, free of charge, to any person obtaining a copy of this software and associated documentation files (the "Software"), to deal in the Software without restriction, including without limitation the rights to use, copy, modify, merge, publish, distribute, sublicense, and/or sell copies of the Software, and to permit persons to whom the Software is furnished to do so, subject to the following conditions:

The above copyright notice and this permission notice shall be included in all copies or substantial portions of the Software.

THE SOFTWARE IS PROVIDED "AS IS", WITHOUT WARRANTY OF ANY KIND, EXPRESS OR IMPLIED, INCLUDING BUT NOT LIMITED TO THE WARRANTIES OF MERCHANTABILITY, FITNESS FOR A PARTICULAR PURPOSE AND NONINFRINGEMENT. IN NO EVENT SHALL THE AUTHORS OR COPYRIGHT HOLDERS BE LIABLE FOR ANY CLAIM, DAMAGES OR OTHER LIABILITY, WHETHER IN AN ACTION OF CONTRACT, TORT OR OTHERWISE, ARISING FROM, OUT OF OR IN CONNECTION WITH THE SOFTWARE OR THE USE OR OTHER DEALINGS IN THE SOFTWARE.

The MIT License (MIT)

Copyright (c) 2016 Microsoft Corporation

Permission is hereby granted, free of charge, to any person obtaining a copy

of this software and associated documentation files (the "Software"), to deal in the Software without restriction, including without limitation the rights to use, copy, modify, merge, publish, distribute, sublicense, and/or sell copies of the Software, and to permit persons to whom the Software is furnished to do so, subject to the following conditions:

The above copyright notice and this permission notice shall be included in all copies or substantial portions of the Software.

THE SOFTWARE IS PROVIDED "AS IS", WITHOUT WARRANTY OF ANY KIND, EXPRESS OR IMPLIED, INCLUDING BUT NOT LIMITED TO THE WARRANTIES OF MERCHANTABILITY, FITNESS FOR A PARTICULAR PURPOSE AND NONINFRINGEMENT. IN NO EVENT SHALL THE AUTHORS OR COPYRIGHT HOLDERS BE LIABLE FOR ANY CLAIM, DAMAGES OR OTHER LIABILITY, WHETHER IN AN ACTION OF CONTRACT, TORT OR OTHERWISE, ARISING FROM, OUT OF OR IN CONNECTION WITH THE SOFTWARE OR THE USE OR OTHER DEALINGS IN THE SOFTWARE.

Monarch definition & snippets:

The MIT License (MIT)

Copyright (c) 2015 David Owens II

Permission is hereby granted, free of charge, to any person obtaining a copy of this software and associated documentation files (the "Software"), to deal in the Software without restriction, including without limitation the rights to use, copy, modify, merge, publish, distribute, sublicense, and/or sell copies of the Software, and to permit persons to whom the Software is furnished to do so, subject to the following conditions:

The above copyright notice and this permission notice shall be included in all copies or substantial portions of the Software.

THE SOFTWARE IS PROVIDED "AS IS", WITHOUT WARRANTY OF ANY KIND, EXPRESS OR IMPLIED, INCLUDING BUT NOT LIMITED TO THE WARRANTIES OF MERCHANTABILITY, FITNESS FOR A PARTICULAR PURPOSE AND NONINFRINGEMENT. IN NO EVENT SHALL THE AUTHORS OR COPYRIGHT HOLDERS BE LIABLE FOR ANY CLAIM, DAMAGES OR OTHER LIABILITY, WHETHER IN AN ACTION OF CONTRACT, TORT OR OTHERWISE, ARISING FROM, OUT OF OR IN CONNECTION WITH THE SOFTWARE OR THE USE OR OTHER DEALINGS IN THE SOFTWARE.

Text mate grammar:

Copyright (c) 2014 Darin Morrison

Permission is hereby granted, free of charge, to any person obtaining a copy of this software and associated documentation files (the "Software"), to deal

in the Software without restriction, including without limitation the rights to use, copy, modify, merge, publish, distribute, sublicense, and/or sell copies of the Software, and to permit persons to whom the Software is furnished to do so, subject to the following conditions:

The above copyright notice and this permission notice shall be included in all copies or substantial portions of the Software.

THE SOFTWARE IS PROVIDED "AS IS", WITHOUT WARRANTY OF ANY KIND, EXPRESS OR IMPLIED, INCLUDING BUT NOT LIMITED TO THE WARRANTIES OF MERCHANTABILITY, FITNESS FOR A PARTICULAR PURPOSE AND NONINFRINGEMENT. IN NO EVENT SHALL THE AUTHORS OR COPYRIGHT HOLDERS BE LIABLE FOR ANY CLAIM, DAMAGES OR OTHER LIABILITY, WHETHER IN AN ACTION OF CONTRACT, TORT OR OTHERWISE, ARISING FROM, OUT OF OR IN CONNECTION WITH THE SOFTWARE OR THE USE OR OTHER DEALINGS IN THE SOFTWARE.

MIT License

Copyright (c) 2015 - present Microsoft Corporation

All rights reserved.

Permission is hereby granted, free of charge, to any person obtaining a copy of this software and associated documentation files (the "Software"), to deal in the Software without restriction, including without limitation the rights to use, copy, modify, merge, publish, distribute, sublicense, and/or sell copies of the Software, and to permit persons to whom the Software is furnished to do so, subject to the following conditions:

The above copyright notice and this permission notice shall be included in all copies or substantial portions of the Software.

THE SOFTWARE IS PROVIDED "AS IS", WITHOUT WARRANTY OF ANY KIND, EXPRESS OR IMPLIED, INCLUDING BUT NOT LIMITED TO THE WARRANTIES OF MERCHANTABILITY, FITNESS FOR A PARTICULAR PURPOSE AND NONINFRINGEMENT. IN NO EVENT SHALL THE AUTHORS OR COPYRIGHT HOLDERS BE LIABLE FOR ANY CLAIM, DAMAGES OR OTHER LIABILITY, WHETHER IN AN ACTION OF CONTRACT, TORT OR OTHERWISE, ARISING FROM, OUT OF OR IN CONNECTION WITH THE SOFTWARE OR THE USE OR OTHER DEALINGS IN THE SOFTWARE.

MICROSOFT SOFTWARE LICENSE TERMS

MICROSOFT VISUAL STUDIO ENTERPRISE 2017, VISUAL STUDIO PROFESSIONAL 2017, VISUAL STUDIO TEST PROFESSIONAL 2017 AND TRIAL EDITION

These license terms are an agreement between you and Microsoft Corporation (or based on where you live, one of its affiliates). They apply to the software named above. The terms also apply to any Microsoft services and updates for the software, except to the extent those have different terms.

BY USING THE SOFTWARE, YOU ACCEPT THESE TERMS. IF YOU DO NOT ACCEPT THEM, DO NOT

USE THE SOFTWARE. INSTEAD, RETURN IT TO THE RETAILER FOR A REFUND OR CREDIT. If you cannot obtain a refund there, contact Microsoft about Microsoft's refund policies. See www.microsoft.com/worldwide. In the United States and Canada, call (800) MICROSOFT or see www.microsoft.com/info/nareturns.htm.

TRIAL EDITION USE RIGHTS. If the software is a trial edition, this Section applies to your use of the trial edition.

A. GENERAL. You may use any number of copies

of the trial edition on your devices. You may only use the trial edition for internal evaluation purposes, and only during the trial period. You may not distribute or deploy any applications you make with the trial edition to a production environment. You may run load tests of up to 250 virtual users during the trial period.

B. TRIAL PERIOD AND CONVERSION. The trial period lasts for 30 days after you install the trial edition, plus any permitted extension period. After the expiration of the trial period, the trial edition will stop running. You may extend the trial period an additional 90 days if you sign in to the software. You may not be able to access data used with the trial edition when it stops running. You may convert your trial rights at any time to the full-use rights described below by acquiring a valid full-use license.

C. DISCLAIMER OF WARRANTY. THE TRIAL EDITION IS LICENSED "AS-IS." YOU BEAR THE RISK OF USING IT. MICROSOFT GIVES NO EXPRESS WARRANTIES, GUARANTEES OR CONDITIONS.

TO THE EXTENT PERMITTED UNDER YOUR LOCAL LAWS, MICROSOFT EXCLUDES THE IMPLIED WARRANTIES OF MERCHANTABILITY, FITNESS FOR A PARTICULAR PURPOSE AND NON-INFRINGEMENT.

FOR AUSTRALIA – YOU HAVE STATUTORY GUARANTEES UNDER THE AUSTRALIAN CONSUMER LAW AND NOTHING IN THESE TERMS IS INTENDED TO AFFECT THOSE RIGHTS.

D. SUPPORT. Because the trial edition is "as is," we may not provide support services for it.

E. LIMITATIONS ON DAMAGES. YOU CAN RECOVER FROM MICROSOFT AND ITS SUPPLIERS ONLY DIRECT DAMAGES UP TO U.S. \$5.00. YOU CANNOT RECOVER ANY OTHER DAMAGES, INCLUDING CONSEQUENTIAL, LOST PROFITS, SPECIAL, INDIRECT OR INCIDENTAL DAMAGES.

This limitation applies to (a) anything related to the trial version, services, content (including code) on third party Internet sites, or third party programs; and (b) claims for breach of contract, breach of warranty, guarantee or condition, strict liability, negligence, or other tort to the extent permitted by applicable law.

It also applies even if Microsoft

knew or should have known about the possibility of the damages. The above limitation or exclusion may not apply to you because your country may not allow the exclusion or limitation of incidental, consequential or other damages.

FULL-USE LICENSE TERMS FOR THE SOFTWARE: When you acquire a valid license and either enter a product key or sign in to the software, the terms below apply. You may not share your product key or access credentials.

1. OVERVIEW.

a. Software. The software includes development tools, applications and documentation.

b. License Model. The software is licensed on a per user basis.

2. USE RIGHTS.

a. General. One user may use copies of the software on your devices to develop and test applications. This includes using copies of the software on your own internal servers that remain fully dedicated to your own use. You may not, however, separate the components of the software and run those in a production environment, or on third party devices (except as otherwise

stated in this agreement), or for any purpose other than developing and testing your applications. Running the software on Microsoft Azure requires a separate license.

b. Workloads. These license terms apply to your use of the Workloads made available to you within the software,

except to the extent a Workload or a Workload component comes with different terms.

c. Demo Use. The use permitted above includes use of the software in demonstrating your applications.

d. Backup copy. You may make one backup copy of the software, for reinstalling the software.

3. TERMS FOR SPECIFIC COMPONENTS.

a. Utilities. The software contains items on the Utilities List at <https://go.microsoft.com/fwlink/?linkid=823097>. You may copy and install those items, if included with the software, onto your devices to debug and deploy your applications and databases you developed with the software. Please note that Utilities are designed for temporary use, that Microsoft may not be able to patch or update Utilities

separately from the rest of the software, and that some Utilities by their nature may make it possible for others to access the devices on which they are installed. As a result, you should delete all Utilities you have installed after you finish debugging or deploying your applications and databases. Microsoft is not responsible for any third party use or access of Utilities you install on any device.

b. Build Tools. You may copy and install files from the software onto your build devices, including physical devices and virtual machines or containers on those machines, whether on-premises or remote machines that are owned by you, hosted on Azure for you, or dedicated solely to your use (collectively, “Build Devices”). You and others in your organization may use these files on your Build Devices solely to compile, build, and verify applications or run quality or performance tests of those applications as part of the build process. For clarity, “applications” means applications developed

by you and others in your organization who are each licensed to use the software.

c. Font Components. While the software is running, you may use its fonts to display and print content. You may only: (i) embed fonts in content as permitted by the embedding restrictions in the fonts; and (ii) temporarily download them to a printer or other output device to help print content.

d. Licenses for Other Components.

- Microsoft Platforms. The software may include components from Microsoft Windows; Microsoft Windows Server; Microsoft SQL Server; Microsoft Exchange; Microsoft Office; and Microsoft SharePoint. These components are governed by separate agreements and their own product support policies, as described in the Microsoft “Licenses” folder accompanying the software, except that, if separate license terms for those components are included in the associated installation directly, those license terms control.

- Developer resources. The software includes compilers, languages, runtimes, environments, and other resources. These components may be governed by separate agreements and have their own product support policies. A list of these other components is located at <https://support.microsoft.com>.

Third Party Components. The software may include third party components with separate legal notices or governed by other agreements, as may be described in the ThirdPartyNotices file(s) accompanying the software.

e. PACKAGE MANAGERS. The software includes package managers, like NuGet, that give you the option to download other Microsoft and third party software packages to use with your application. Those packages are under their own licenses, and not this agreement. Microsoft does not distribute, license or provide any warranties for any of the third party packages.

4. DISTRIBUTABLE CODE. The software contains code that you are permitted to distribute in applications you develop as described in this Section. (For this Section the term “distribution” also means deployment of your applications for third parties to access over the Internet.)

a. Right to Use and Distribute. The code and text files listed below are “Distributable Code.”

- REDIST.TXT Files. You may copy and distribute the object code form of code listed on the REDIST list located at <https://go.microsoft.com/fwlink/?linkid=823097>.

- Sample Code, Templates and Styles. You may copy, modify and distribute the source and object code form of code marked as “sample”, “template”, “simple styles” and “sketch styles”.

- Image Library. You may copy and distribute images, graphics and animations in the Image Library as described in the software documentation.

- Third Party Distribution. You may permit distributors of your applications to copy and distribute the Distributable Code as part of those applications.
- b. Distribution Requirements. For any Distributable Code you distribute, you must:
- add significant primary functionality to it in your applications;
 - require distributors and external end users to agree to terms that protect the Distributable Code at least as much as this agreement; and
 - indemnify, defend, and hold harmless Microsoft from any claims, including attorneys' fees, related to the distribution or use of your applications, except to the extent that any claim is based solely on the Distributable Code.
- c. Distribution Restrictions. You may not:
- use Microsoft's trademarks in your applications' names or in a way that suggests your applications come from or are endorsed by Microsoft; or
 - modify or distribute the source code of any Distributable Code so that any part of it becomes subject to an Excluded License. An Excluded License is one that requires, as a condition of use, modification or distribution of code, that (i) it be disclosed or distributed in source code form; or (ii) others have the right to modify it.
5. DATA.
- a. Data Collection. The software may collect information about you and your use of the software, and send that to Microsoft. Microsoft may use this information to provide services and improve our products and services. You may opt-out of many of these scenarios, but not all, as described in the product documentation. There are also some features in the software that may enable you and Microsoft to collect data from users of your applications. If you use these features, you must comply with applicable law, including providing appropriate notices to users of your applications together with Microsoft's privacy statement. Our privacy statement is located at <https://go.microsoft.com/fwlink/?LinkID=824704>. You can learn more about data collection and use in the help documentation and our privacy statement. Your use of the software operates as your consent to these practices.
- b. Processing of Personal Data. To the extent Microsoft is a processor or subprocessor of personal data in connection with the software, Microsoft makes the commitments in the European Union General Data Protection Regulation Terms of the Online Services Terms to all customers effective May 25, 2018, at <http://go.microsoft.com/?linkid=9840733>.
6. SCOPE OF LICENSE. The software is licensed, not sold. This agreement only gives you some rights to use the software. Microsoft reserves all other rights. Unless applicable law gives you more rights despite this limitation, you may use the software only as expressly permitted in this agreement. In doing so, you must comply with any technical limitations in the software that only allow you to use it in certain ways. You may not
- work around any technical limitations in the software;
 - reverse engineer, decompile or disassemble the software, or otherwise attempt to derive the source code for the software, except and to the extent required by third party licensing terms governing use of certain open source components that may be included in the software;
 - remove, minimize, block or modify any notices of Microsoft or its suppliers in the software;
 - use the software in any way that is against the law;
 - share, publish, rent or lease the software, or provide the software as a stand-alone offering for others to use.
7. DOCUMENTATION. Any person that has valid access to your computer or internal network may copy and use the documentation for your internal, reference purposes.
8. NOT FOR RESALE SOFTWARE. You may not sell software marked as "NFR" or "Not for Resale."
9. RIGHTS TO USE OTHER VERSIONS AND LOWER EDITIONS. You may use the software and any prior version on any device. You may create, store, install, run, or access in place of the version licensed, a copy or instance of a prior version, different permitted language version, or lower edition.
10. PROOF OF LICENSE. If you acquired the software on a disc or other media, your proof of license is the Microsoft certificate of authenticity label, the accompanying product key, and your receipt. If you purchased an

online copy of the software, your proof of license is the Microsoft product key you received with your purchase and your receipt

and/or being able to access the software service through your Microsoft account. To identify genuine Microsoft software, see www.howtotell.com.

11. **TRANSFER TO A THIRD PARTY.** If you are a valid licensee of the software, you may transfer it and this agreement directly to another party. Before the transfer, that party must agree that this agreement applies to the transfer and use of the software. The transfer must include the software, genuine Microsoft product key, and (if applicable) the Proof of License label. The transferor must uninstall all copies of the software after transferring it from the device. The transferor may not retain any copies of the genuine Microsoft product key to be transferred, and may only retain copies of the software if otherwise licensed to do so. If you have acquired a non-perpetual license to use the software or if the software is marked Not for Resale you may not transfer the software or the software license agreement to another party.

12. **EXPORT RESTRICTIONS.**

You must comply with all domestic and international export laws and regulations that apply to the software, which include restrictions on destinations, end users, and end use. For further information on export restrictions, visit www.microsoft.com/exporting.

13. **SUPPORT.** Microsoft provides support for the software as described at <https://support.microsoft.com>.

14. **ENTIRE AGREEMENT.** This agreement (including the warranty below), and the terms for supplements, updates, Internet-based services and support services, are the entire agreement for the software and support services.

15. **APPLICABLE LAW.** If you acquired the software in the United States, Washington State law applies to interpretation of and claims for breach of this agreement, and the laws of the state where you live apply to all other claims. If you acquire the software in any other country, its laws apply.

16. **CONSUMER RIGHTS; REGIONAL VARIATIONS.** This agreement describes certain legal rights. You may have other rights,

including consumer rights, under the laws of your state or country. Separate and apart from your relationship with Microsoft, you may also have rights with respect to the party from which you acquired the software. This agreement does not change those other rights if the laws of your state or country do not permit it to do so. For example, if you acquired the software in one of the below regions, or if mandatory country law applies, then the following provisions apply to you:

a) **Australia.** References to “Limited Warranty” mean the express warranty provided by Microsoft or the manufacturer or installer. This warranty is in addition to other rights and remedies you may have under law, including your rights and remedies under the statutory guarantees in the Australian Consumer Law.

In this section, “goods” refers to the software for which Microsoft or the manufacturer or installer provides the express warranty. Our goods come with guarantees that cannot be excluded under the Australian

Consumer Law. You are entitled to a replacement or refund for a major failure and compensation for any other reasonably foreseeable loss or damage. You are also entitled to have the goods repaired or replaced if the goods fail to be of acceptable quality and the failure does not amount to a major failure.

b) **Canada.** If you acquired this software in Canada, you may stop receiving updates by turning off the automatic update feature, disconnecting your device from the Internet (if and when you re-connect to the Internet, however, the software will resume checking for and installing updates), or uninstalling the software. The product documentation, if any, may also specify how to turn off updates for your specific device or software.

c) **Germany and Austria.**

(i) **Warranty.** The properly licensed software will perform substantially as described in any Microsoft materials that accompany it. However, Microsoft gives no contractual guarantee in relation to the software.

(ii) **Limitation of Liability.**

In case of intentional conduct, gross negligence, claims based on the Product Liability Act, and death or personal or physical injury, Microsoft is liable according to the statutory law.

Subject to the foregoing clause (ii), Microsoft will only be liable for slight negligence if Microsoft is in breach of

such material contractual obligations, the fulfillment of which facilitate the due performance of this agreement, the breach of which would endanger the purpose of this agreement and the compliance with which a party may constantly trust in (so-called "cardinal obligations"). In other cases of slight negligence, Microsoft will not be liable for slight negligence.

17. LIMITATION ON AND EXCLUSION OF DAMAGES. YOU CAN RECOVER FROM MICROSOFT AND ITS SUPPLIERS ONLY DIRECT DAMAGES UP TO THE AMOUNT YOU PAID FOR THE SOFTWARE. YOU CANNOT RECOVER ANY OTHER DAMAGES, INCLUDING CONSEQUENTIAL, LOST PROFITS, SPECIAL, INDIRECT OR INCIDENTAL DAMAGES.

This limitation applies to (a) anything related to the software, services, content (including code) on third party Internet sites, or third party applications; and (b) claims for breach of contract, breach of warranty, guarantee or condition, strict liability, negligence, or other tort to the extent permitted by applicable law.

It also applies even if Microsoft knew or should have known about the possibility of the damages. The above limitation or exclusion may not apply to you because your state or country may not allow the exclusion or limitation of incidental, consequential or other damages.

LIMITED WARRANTY

A. LIMITED WARRANTY. If you follow the instructions, the software will perform substantially as described in the Microsoft materials that you receive in or with the software.

References to "limited warranty" are references to the express warranty provided by Microsoft. This warranty is given in addition to other rights and remedies you may have under

law, including your rights and remedies in accordance with the statutory guarantees under local Consumer Law.

B. TERM OF WARRANTY; WARRANTY RECIPIENT; LENGTH OF ANY IMPLIED WARRANTIES. THE LIMITED WARRANTY COVERS THE SOFTWARE FOR ONE YEAR AFTER ACQUIRED BY THE FIRST USER. IF YOU RECEIVE SUPPLEMENTS, UPDATES, OR REPLACEMENT SOFTWARE DURING THAT YEAR, THEY WILL BE COVERED FOR THE REMAINDER OF THE WARRANTY OR 30 DAYS, WHICHEVER IS LONGER. If the first user transfers the software, the remainder of the warranty will apply to the recipient.

TO THE EXTENT PERMITTED BY LAW, ANY IMPLIED WARRANTIES, GUARANTEES OR CONDITIONS LAST ONLY DURING THE TERM OF THE LIMITED WARRANTY. Some states do not allow limitations on how long an implied warranty lasts, so these limitations may not apply to you. They also might not apply to you because some countries may not allow limitations on how long an implied warranty, guarantee or condition lasts.

C. EXCLUSIONS FROM WARRANTY. This warranty does not cover problems

caused by your acts (or failures to act), the acts of others, or events beyond Microsoft's reasonable control.

D. REMEDY FOR BREACH OF WARRANTY. MICROSOFT WILL REPAIR OR REPLACE THE SOFTWARE AT NO CHARGE. IF MICROSOFT CANNOT REPAIR OR REPLACE IT, MICROSOFT WILL REFUND THE AMOUNT SHOWN ON YOUR RECEIPT FOR THE SOFTWARE. IT WILL ALSO REPAIR OR REPLACE SUPPLEMENTS, UPDATES AND REPLACEMENT SOFTWARE AT NO CHARGE. IF MICROSOFT CANNOT REPAIR OR REPLACE THEM, IT WILL REFUND THE AMOUNT YOU PAID FOR THEM, IF ANY. YOU MUST UNINSTALL THE SOFTWARE AND RETURN ANY MEDIA AND OTHER ASSOCIATED MATERIALS TO MICROSOFT WITH PROOF OF PURCHASE TO OBTAIN A REFUND. THESE ARE YOUR ONLY REMEDIES FOR BREACH OF THE LIMITED WARRANTY.

E. CONSUMER RIGHTS NOT AFFECTED. YOU MAY HAVE ADDITIONAL CONSUMER RIGHTS UNDER YOUR LOCAL LAWS, WHICH THIS AGREEMENT CANNOT CHANGE.

F. WARRANTY PROCEDURES. You need proof of purchase for warranty service.

1. United States and Canada. For warranty service or information about how to

obtain a refund for software acquired in the United States and Canada, contact Microsoft at:

- (800) MICROSOFT;
- Microsoft Customer Service and Support, One Microsoft Way, Redmond, WA 98052-6399; or
- visit (aka.ms/nareturns).

2. Europe, Middle East, and Africa. If you acquired the software in Europe, the Middle East, or Africa, Microsoft Ireland Operations Limited makes this limited warranty. To make a claim under this warranty, you should contact either:

- Microsoft Ireland Operations Limited, Customer Care Centre, Atrium Building Block B, Carmanhall Road, Sandyford Industrial Estate, Dublin 18, Ireland; or
- the Microsoft affiliate serving your country (see aka.ms/msoffices).

3. Australia. For Warranty Services and to claim expenses in relation to the warranty (if applicable) for software acquired in Australia, contact Microsoft at:

- 13 20 58; or
- Microsoft Pty Ltd, 1 Epping Road, North Ryde NSW 2113, Australia.

4. Outside the United States, Canada, Europe, Middle East, Africa, and Australia. If you acquired the software outside the United States, Canada, Europe, the Middle East, Africa, and Australia, contact the Microsoft affiliate serving your country (see aka.ms/msoffices).

G. NO OTHER WARRANTIES. THE LIMITED WARRANTY IS THE ONLY DIRECT WARRANTY FROM MICROSOFT. MICROSOFT GIVES NO OTHER EXPRESS WARRANTIES, GUARANTEES OR CONDITIONS. WHERE ALLOWED BY YOUR LOCAL LAWS, MICROSOFT EXCLUDES IMPLIED WARRANTIES OF MERCHANTABILITY, FITNESS FOR A PARTICULAR PURPOSE AND NON-INFRINGEMENT. If your local laws give you any implied warranties, guarantees or conditions, despite this exclusion, your remedies are described in the Remedy for Breach of Warranty clause above, to the extent permitted by your local laws.

FOR AUSTRALIA ONLY. References to “Limited Warranty” are references to the warranty provided by Microsoft. This warranty is given in addition to other rights and remedies you may have under law, including your rights and remedies in accordance with the statutory guarantees under the Australian Consumer Law. Our goods come with guarantees that cannot be excluded under the Australian Consumer Law. You are entitled to a replacement or refund for a major failure and compensation for any other reasonably foreseeable loss or damage. You are also entitled to have the goods repaired or replaced if the goods fail to be of acceptable quality and the failure does not amount to a major failure. Goods presented for repair may be replaced by refurbished goods of the same type rather than being replaced. Refurbished parts may be used to repair the goods.

H. LIMITATION ON AND EXCLUSION OF DAMAGES FOR BREACH OF WARRANTY. THE LIMITATION ON AND EXCLUSION OF DAMAGES CLAUSE ABOVE APPLIES TO BREACHES OF THIS LIMITED WARRANTY.

THIS WARRANTY GIVES YOU SPECIFIC LEGAL RIGHTS, AND YOU MAY ALSO HAVE OTHER RIGHTS WHICH VARY FROM STATE TO STATE. YOU MAY ALSO HAVE OTHER RIGHTS WHICH VARY FROM COUNTRY TO COUNTRY.

EULA ID: VS2017_ENT_PRO_TRIAL_RTW.2_ENU

Permission is hereby granted, free of charge, to any person obtaining a copy of this software and associated documentation files (the "Software"), to deal in the Software without restriction, including without limitation the rights to use, copy, modify, merge, publish, distribute, sublicense, and/or sell copies of the Software, and to permit persons to whom the Software is furnished to do so, subject to the following conditions:

The above copyright notice and this permission notice shall be included in all copies or substantial portions of the Software.

THE SOFTWARE IS PROVIDED "AS IS", WITHOUT WARRANTY OF ANY KIND, EXPRESS OR IMPLIED, INCLUDING BUT NOT LIMITED TO THE WARRANTIES OF MERCHANTABILITY, FITNESS FOR A PARTICULAR PURPOSE AND NONINFRINGEMENT. IN NO EVENT SHALL THE AUTHORS OR COPYRIGHT HOLDERS BE LIABLE FOR ANY CLAIM, DAMAGES OR OTHER LIABILITY, WHETHER IN AN ACTION OF CONTRACT, TORT OR OTHERWISE, ARISING FROM, OUT OF OR IN CONNECTION WITH THE SOFTWARE OR THE USE OR OTHER DEALINGS IN THE SOFTWARE.

Microsoft Public License (Ms-PL)

This license governs use of the accompanying software. If you use the software, you accept this license. If you do not accept the license, do not use the software.

1. Definitions

The terms "reproduce," "reproduction," "derivative works," and "distribution" have the same meaning here as under U.S. copyright law.

A "contribution" is the original software, or any additions or changes to the software.

A "contributor" is any person that distributes its contribution under this license.

"Licensed patents" are a contributor's patent claims that read directly on its contribution.

2. Grant of Rights

(A) Copyright Grant- Subject to the terms of this license, including the license conditions and limitations in section 3, each contributor grants you a non-exclusive, worldwide, royalty-free copyright license to reproduce its contribution, prepare derivative works of its contribution, and distribute its contribution or any derivative works that you create.

(B) Patent Grant- Subject to the terms of this license, including the license conditions and limitations in section 3, each contributor grants you a non-exclusive, worldwide, royalty-free license under its licensed patents to make, have made, use, sell, offer for sale, import, and/or otherwise dispose of its contribution in the software or derivative works of the contribution in the software.

3. Conditions and Limitations

(A) No Trademark License- This license does not grant you rights to use any contributors' name, logo, or trademarks.

(B) If you bring a patent claim against any contributor over patents that you claim are infringed by the software, your patent license from such contributor to the software ends automatically.

(C) If you distribute any portion of the software, you must retain all copyright, patent, trademark, and attribution notices that are present in the software.

(D) If you distribute

any portion of the software in source code form, you may do so only under this license by including a complete copy of this license with your distribution. If you distribute any portion of the software in compiled or object code form, you may only do so under a license that complies with this license.

(E) The software is licensed "as-is." You bear the risk of using it. The contributors give no express warranties, guarantees or conditions. You may have additional consumer rights under your local laws which this license cannot change. To the extent permitted under your local laws, the contributors exclude the implied warranties of merchantability, fitness for a particular purpose and non-infringement.

1.16 mime-pull 1.8

1.16.1 Available under license :

No license file was found, but licenses were detected in source scan.

/*

* DO NOT ALTER OR REMOVE COPYRIGHT NOTICES OR THIS HEADER.

*

* Copyright (c) 1997-2010 Oracle and/or its affiliates. All rights reserved.

*

* The contents of this file are subject to the terms of either the GNU

* General Public License Version 2 only ("GPL") or the Common Development

* and Distribution License("CDDL") (collectively, the "License"). You

* may not use this file except in compliance with the License. You can

* obtain a copy of the License at

* https://glassfish.dev.java.net/public/CDDL+GPL_1_1.html

* or packager/legal/LICENSE.txt. See the License for the specific

* language governing permissions and limitations under the License.

*

* When distributing the software, include this License Header Notice in each

* file and include the License file at packager/legal/LICENSE.txt.

*

* GPL Classpath Exception:

* Oracle designates this particular file as subject to the "Classpath"

* exception

as provided by Oracle in the GPL Version 2 section of the License

* file that accompanied this code.

*

* Modifications:

* If applicable, add the following below the License Header, with the fields

* enclosed by brackets [] replaced by your own identifying information:

* "Portions Copyright [year] [name of copyright owner]"

*

* Contributor(s):

* If you wish your version of this file to be governed by only the CDDL or
* only the GPL Version 2, indicate your decision by adding "[Contributor]
* elects to include this software in this distribution under the [CDDL or GPL
* Version 2] license." If you don't indicate a single choice of license, a
* recipient has the option to distribute your version of this file under
* either the CDDL, the GPL Version 2 or to extend the choice of license to
* its licensees as provided above. However, if you add GPL Version 2 code
* and therefore, elected the GPL Version 2 license, then the option applies
* only if the new code is made
subject to such option by the copyright
* holder.
*/

Found in path(s):

* /opt/cola/permits/1150919628_1654022930.91118/0/mimepull-1-8-sources-2-jar/org/jvnet/mimepull/Chunk.java
* /opt/cola/permits/1150919628_1654022930.91118/0/mimepull-1-8-sources-2-
jar/org/jvnet/mimepull/DataFile.java
* /opt/cola/permits/1150919628_1654022930.91118/0/mimepull-1-8-sources-2-jar/org/jvnet/mimepull/Data.java
* /opt/cola/permits/1150919628_1654022930.91118/0/mimepull-1-8-sources-2-
jar/org/jvnet/mimepull/MIMEParser.java
* /opt/cola/permits/1150919628_1654022930.91118/0/mimepull-1-8-sources-2-
jar/org/jvnet/mimepull/WeakDataFile.java
* /opt/cola/permits/1150919628_1654022930.91118/0/mimepull-1-8-sources-2-
jar/org/jvnet/mimepull/MIMEMessage.java
* /opt/cola/permits/1150919628_1654022930.91118/0/mimepull-1-8-sources-2-jar/org/jvnet/mimepull/Header.java
* /opt/cola/permits/1150919628_1654022930.91118/0/mimepull-1-8-sources-2-
jar/org/jvnet/mimepull/FinalArrayList.java
* /opt/cola/permits/1150919628_1654022930.91118/0/mimepull-1-8-sources-2-
jar/org/jvnet/mimepull/InternetHeaders.java
*
/opt/cola/permits/1150919628_1654022930.91118/0/mimepull-1-8-sources-2-
jar/org/jvnet/mimepull/MIMEEvent.java
* /opt/cola/permits/1150919628_1654022930.91118/0/mimepull-1-8-sources-2-
jar/org/jvnet/mimepull/MIMEParsingException.java
* /opt/cola/permits/1150919628_1654022930.91118/0/mimepull-1-8-sources-2-
jar/org/jvnet/mimepull/MIMEConfig.java
* /opt/cola/permits/1150919628_1654022930.91118/0/mimepull-1-8-sources-2-
jar/org/jvnet/mimepull/MIMEPart.java
* /opt/cola/permits/1150919628_1654022930.91118/0/mimepull-1-8-sources-2-
jar/org/jvnet/mimepull/MemoryData.java
* /opt/cola/permits/1150919628_1654022930.91118/0/mimepull-1-8-sources-2-
jar/org/jvnet/mimepull/ChunkInputStream.java
* /opt/cola/permits/1150919628_1654022930.91118/0/mimepull-1-8-sources-2-
jar/org/jvnet/mimepull/FileData.java

No license file was found, but licenses were detected in source scan.

/*

* DO NOT ALTER OR REMOVE COPYRIGHT NOTICES OR THIS HEADER.


```

*
* Copyright (c) 1997-2011 Oracle and/or its affiliates. All rights reserved.
*
* The contents of this file are subject to the terms of either the GNU
* General Public License Version 2 only ("GPL") or the Common Development
* and Distribution License("CDDL") (collectively, the "License"). You
* may not use this file except in compliance with the License. You can
* obtain a copy of the License at
* https://glassfish.dev.java.net/public/CDDL+GPL_1_1.html
* or packager/legal/LICENSE.txt. See the License for the specific
* language governing permissions and limitations under the License.
*
* When distributing the software, include this License Header Notice in each
* file and include the License file at packager/legal/LICENSE.txt.
*
* GPL Classpath Exception:
* Oracle designates this particular file as subject to the "Classpath"
* exception
* as provided by Oracle in the GPL Version 2 section of the License
* file that accompanied this code.
*
* Modifications:
* If applicable, add the following below the License Header, with the fields
* enclosed by brackets [] replaced by your own identifying information:
* "Portions Copyright [year] [name of copyright owner]"
*
* Contributor(s):
* If you wish your version of this file to be governed by only the CDDL or
* only the GPL Version 2, indicate your decision by adding "[Contributor]
* elects to include this software in this distribution under the [CDDL or GPL
* Version 2] license." If you don't indicate a single choice of license, a
* recipient has the option to distribute your version of this file under
* either the CDDL, the GPL Version 2 or to extend the choice of license to
* its licensees as provided above. However, if you add GPL Version 2 code
* and therefore, elected the GPL Version 2 license, then the option applies
* only if the new code is made
* subject to such option by the copyright
* holder.
*/

```

Found in path(s):

```

* /opt/cola/permits/1150919628_1654022930.91118/0/mimepull-1-8-sources-2-
jar/org/jvnet/mimepull/DataHead.java

```

1.17 bcel 1.8

1.17.1 Available under license :

Apache License

Version 2.0, January 2004

<http://www.apache.org/licenses/>

TERMS AND CONDITIONS FOR USE, REPRODUCTION, AND DISTRIBUTION

1. Definitions.

"License" shall mean the terms and conditions for use, reproduction, and distribution as defined by Sections 1 through 9 of this document.

"Licensor" shall mean the copyright owner or entity authorized by the copyright owner that is granting the License.

"Legal Entity" shall mean the union of the acting entity and all other entities that control, are controlled by, or are under common control with that entity. For the purposes of this definition, "control" means (i) the power, direct or indirect, to cause the direction or management of such entity, whether by contract or otherwise, or (ii) ownership of fifty percent (50%) or more of the outstanding shares, or (iii) beneficial ownership of such entity.

"You" (or "Your") shall mean an individual or Legal Entity exercising permissions granted by this License.

"Source" form

shall mean the preferred form for making modifications, including but not limited to software source code, documentation source, and configuration files.

"Object" form shall mean any form resulting from mechanical transformation or translation of a Source form, including but not limited to compiled object code, generated documentation, and conversions to other media types.

"Work" shall mean the work of authorship, whether in Source or Object form, made available under the License, as indicated by a copyright notice that is included in or attached to the work (an example is provided in the Appendix below).

"Derivative Works" shall mean any work, whether in Source or Object form, that is based on (or derived from) the Work and for which the editorial revisions, annotations, elaborations, or other modifications represent, as a whole, an original work of authorship. For the purposes of this License, Derivative Works shall not include works that remain separable from, or merely

link (or bind by name) to the interfaces of, the Work and Derivative Works thereof.

"Contribution" shall mean any work of authorship, including the original version of the Work and any modifications or additions to that Work or Derivative Works thereof, that is intentionally submitted to Licensor for inclusion in the Work by the copyright owner or by an individual or Legal Entity authorized to submit on behalf of the copyright owner. For the purposes of this definition, "submitted" means any form of electronic, verbal, or written communication sent to the Licensor or its representatives, including but not limited to communication on electronic mailing lists, source code control systems, and issue tracking systems that are managed by, or on behalf of, the Licensor for the purpose of discussing and improving the Work, but excluding communication that is conspicuously marked or otherwise designated in writing by the copyright owner as "Not a Contribution."

"Contributor" shall mean

Licensors and any individual or Legal Entity on behalf of whom a Contribution has been received by Licensor and subsequently incorporated within the Work.

2. Grant of Copyright License. Subject to the terms and conditions of this License, each Contributor hereby grants to You a perpetual, worldwide, non-exclusive, no-charge, royalty-free, irrevocable copyright license to reproduce, prepare Derivative Works of, publicly display, publicly perform, sublicense, and distribute the Work and such Derivative Works in Source or Object form.

3. Grant of Patent License. Subject to the terms and conditions of this License, each Contributor hereby grants to You a perpetual, worldwide, non-exclusive, no-charge, royalty-free, irrevocable (except as stated in this section) patent license to make, have made, use, offer to sell, sell, import, and otherwise transfer the Work, where such license applies only to those patent claims licensable by such Contributor that are necessarily infringed by their Contribution(s) alone or by combination of their Contribution(s) with the Work to which such Contribution(s) was submitted. If You institute patent litigation against any entity (including a cross-claim or counterclaim in a lawsuit) alleging that the Work or a Contribution incorporated within the Work constitutes direct or contributory patent infringement, then any patent licenses granted to You under this License for that Work shall terminate as of the date such litigation is filed.

4. Redistribution. You may reproduce and distribute copies of the Work or Derivative Works thereof in any medium, with or without modifications, and in Source or Object form, provided that You meet the following conditions:

You must give any other recipients of the Work or Derivative Works a copy of this License; and

You must cause any modified files to carry prominent notices stating that You changed the files; and

You must retain, in the Source form of any Derivative Works that You distribute, all copyright, patent, trademark, and attribution notices from the Source form of the Work, excluding those notices that do not pertain to any part of the Derivative Works; and

If the Work includes a "NOTICE" text file as part of its distribution, then any Derivative Works that You distribute must include a readable copy of the attribution notices contained within such NOTICE file, excluding those notices that do not pertain to any part of the Derivative Works, in at least one of the following places: within a NOTICE text file distributed as part of the Derivative Works; within the Source form or documentation, if provided along with the Derivative Works; or, within a display generated by the Derivative Works, if and wherever such third-party notices normally appear. The contents of the NOTICE file are for informational purposes only and do not modify the License. You may add Your own attribution notices within Derivative Works that You distribute, alongside or as an addendum

to the NOTICE text from the Work, provided that such additional attribution notices cannot be construed as modifying the License.

You may add Your own copyright statement to Your modifications and may provide additional or different license terms and conditions for use, reproduction, or distribution of Your modifications, or for any such Derivative Works as a whole, provided Your use, reproduction, and distribution of the Work otherwise complies with the conditions stated in this License.

5. Submission of Contributions. Unless You explicitly state otherwise, any Contribution intentionally submitted for inclusion in the Work by You to the Licensor shall be under the terms and conditions of this License, without any additional terms or conditions. Notwithstanding the above, nothing herein shall supersede or modify the terms of any separate license agreement you may have executed with Licensor regarding such Contributions.

6. Trademarks. This License does not grant permission to use the trade names, trademarks, service marks, or product names of the Licensor, except as required for reasonable and customary use in describing the origin of the Work and reproducing the content of the NOTICE file.

7. Disclaimer of Warranty. Unless required by applicable law or agreed to in writing, Licensor provides the Work (and each Contributor provides its Contributions) on an "AS IS" BASIS, WITHOUT WARRANTIES OR CONDITIONS OF ANY KIND, either express or implied, including, without limitation, any warranties or conditions of TITLE, NON-INFRINGEMENT, MERCHANTABILITY, or FITNESS FOR A PARTICULAR PURPOSE. You are solely responsible for determining the appropriateness of using or redistributing the Work and assume any risks associated with Your exercise of permissions under this License.

8. Limitation of Liability. In no event and under no legal theory, whether in tort (including negligence), contract, or otherwise, unless required by applicable law (such as deliberate and grossly negligent acts) or agreed to in writing, shall any Contributor be liable to You for damages, including any direct, indirect, special, incidental, or consequential damages of any character arising as a result of this License or out of the use or inability to use the Work (including but not limited to damages for loss of goodwill, work stoppage, computer failure or malfunction, or any and all other commercial damages or losses), even if such Contributor has been advised of the possibility of such damages.

9. Accepting Warranty or Additional Liability. While redistributing the Work or Derivative Works thereof, You may choose to offer, and charge a fee for, acceptance of support, warranty, indemnity, or other liability obligations and/or rights consistent with this License. However, in accepting such obligations, You may act only on Your own behalf and on Your sole responsibility, not on behalf of any other Contributor, and only if You agree to indemnify, defend, and hold each Contributor harmless for any liability incurred by, or claims asserted against, such Contributor by reason of your accepting any such warranty or additional liability.

END OF TERMS AND CONDITIONS

APPENDIX: How to apply the Apache License to your work

To apply the Apache License to your work, attach the following boilerplate notice, with the fields enclosed by brackets "[]" replaced with your own identifying information. (Don't include the brackets!) The text should be enclosed in the appropriate comment syntax for the file format. We also recommend that a file or class name and description of purpose be included on the same "printed page" as the copyright notice for easier identification within third-party archives.

Copyright [yyyy] [name of copyright owner]

Licensed under the Apache License, Version 2.0 (the "License");
you may not use this file except in compliance with the License.
You may obtain a copy of the License at

<http://www.apache.org/licenses/LICENSE-2.0>

Unless required by applicable law or agreed to in writing, software distributed under the License is distributed on an "AS IS" BASIS, WITHOUT WARRANTIES OR CONDITIONS OF ANY KIND, either express or implied. See the License for the specific language governing permissions and limitations under the License.

1.18 winpcap 4.0.2

1.18.1 Available under license :

License: BSD

Redistribution and use in source and binary forms, with or without modification, are permitted provided that the following conditions are met:

1. Redistributions of source code must retain the above copyright notice, this list of conditions and the following disclaimer.
2. Redistributions in binary form must reproduce the above copyright notice, this list of conditions and the following disclaimer in the documentation and/or other materials provided with the distribution.
3. The names of the authors may not be used to endorse or promote products derived from this software without specific prior written permission.

THIS SOFTWARE IS PROVIDED ``AS IS" AND WITHOUT ANY EXPRESS OR IMPLIED WARRANTIES, INCLUDING, WITHOUT LIMITATION, THE IMPLIED WARRANTIES OF MERCHANTABILITY AND FITNESS FOR A PARTICULAR PURPOSE.

1.19 zlib 1.2.12

1.19.1 Available under license :

* zlib.h -- interface of the 'zlib' general purpose compression library version 1.2.12, March 11th, 2022

Copyright (C) 1995-2022 Jean-loup Gailly and Mark Adler

This software is provided 'as-is', without any express or implied warranty. In no event will the authors be held liable for any damages arising from the use of this software.

Permission is granted to anyone to use this software for any purpose, including commercial applications, and to alter it and redistribute it freely, subject to the following restrictions:

1. The origin of this software must not be misrepresented; you must not

claim that you wrote the original software. If you use this software in a product, an acknowledgment in the product documentation would be appreciated but is not required.

2. Altered source versions must be plainly marked as such, and must not be misrepresented as being the original software.
3. This notice may not be removed or altered from any source distribution.

Jean-loup Gailly Mark Adler
jloup@gzip.org madler@alumni.caltech.edu

The data format used by the zlib library is described by RFCs (Request for Comments) 1950 to 1952 in the files <http://tools.ietf.org/html/rfc1950> (zlib format), rfc1951 (deflate format) and rfc1952 (gzip format).

*/

Boost Software License - Version 1.0 - August 17th, 2003

Permission is hereby granted, free of charge, to any person or organization obtaining a copy of the software and accompanying documentation covered by this license (the "Software") to use, reproduce, display, distribute, execute, and transmit the Software, and to prepare derivative works of the Software, and to permit third-parties to whom the Software is furnished to do so, all subject to the following:

The copyright notices in the Software and this entire statement, including the above license grant, this restriction and the following disclaimer, must be included in all copies of the Software, in whole or in part, and all derivative works of the Software, unless such copies or derivative works are solely in the form of machine-executable object code generated by a source language processor.

THE SOFTWARE IS PROVIDED "AS IS", WITHOUT WARRANTY OF ANY KIND, EXPRESS OR IMPLIED, INCLUDING BUT NOT LIMITED TO THE WARRANTIES OF MERCHANTABILITY, FITNESS FOR A PARTICULAR PURPOSE, TITLE AND NON-INFRINGEMENT. IN NO EVENT SHALL THE COPYRIGHT HOLDERS OR ANYONE DISTRIBUTING THE SOFTWARE BE LIABLE FOR ANY DAMAGES OR OTHER LIABILITY, WHETHER IN CONTRACT, TORT OR OTHERWISE, ARISING FROM, OUT OF OR IN CONNECTION WITH THE SOFTWARE OR THE USE OR OTHER DEALINGS IN THE SOFTWARE.

1.20 free-type 2.12.1

1.20.1 Available under license :

The FreeType Project LICENSE

2006-Jan-27

Introduction

=====

The FreeType Project is distributed in several archive packages; some of them may contain, in addition to the FreeType font engine, various tools and contributions which rely on, or relate to, the FreeType Project.

This license applies to all files found in such packages, and which do not fall under their own explicit license. The license affects thus the FreeType font engine, the test programs, documentation and makefiles, at the very least.

This license was inspired by the BSD, Artistic, and IJG (Independent JPEG Group) licenses, which all encourage inclusion and use of free software in commercial and freeware products alike. As a consequence, its main points are that:

- o We don't promise that this software works. However, we will be interested in any kind of bug reports. (^ as is' distribution)
- o You can use this software for whatever you want, in parts or full form, without having to pay us. (^ royalty-free' usage)
- o You may not pretend that you wrote this software. If you use it, or only parts of it, in a program, you must acknowledge somewhere in your documentation that you have used the FreeType code. (^ credits')

We specifically permit and encourage the inclusion of this software, with or without modifications, in commercial products. We disclaim all warranties covering The FreeType Project and assume no liability related to The FreeType Project.

Finally, many people asked us for a preferred form for a credit/disclaimer to use in compliance with this license. We thus encourage you to use the following text:

""""

Portions

of this software are copyright <year> The FreeType
Project (www.freetype.org). All rights reserved.

""

Please replace <year> with the value from the FreeType version you
actually use.

Legal Terms

=====

0. Definitions

Throughout this license, the terms `package', `FreeType Project',
and `FreeType archive' refer to the set of files originally
distributed by the authors (David Turner, Robert Wilhelm, and
Werner Lemberg) as the `FreeType Project', be they named as alpha,
beta or final release.

`You' refers to the licensee, or person using the project, where
`using' is a generic term including compiling the project's source
code as well as linking it to form a `program' or `executable'.
This program is referred to as `a program using the FreeType
engine'.

This license applies to all files distributed in the original
FreeType Project, including all source code, binaries and
documentation,
unless otherwise stated in the file in its
original, unmodified form as distributed in the original archive.
If you are unsure whether or not a particular file is covered by
this license, you must contact us to verify this.

The FreeType Project is copyright (C) 1996-2000 by David Turner,
Robert Wilhelm, and Werner Lemberg. All rights reserved except as
specified below.

1. No Warranty

THE FREETYPE PROJECT IS PROVIDED `AS IS' WITHOUT WARRANTY OF ANY
KIND, EITHER EXPRESS OR IMPLIED, INCLUDING, BUT NOT LIMITED TO,
WARRANTIES OF MERCHANTABILITY AND FITNESS FOR A PARTICULAR
PURPOSE. IN NO EVENT WILL ANY OF THE AUTHORS OR COPYRIGHT HOLDERS
BE LIABLE FOR ANY DAMAGES CAUSED BY THE USE OR THE INABILITY TO
USE, OF THE FREETYPE PROJECT.

2. Redistribution

This license grants a worldwide, royalty-free, perpetual and irrevocable right and license to use, execute, perform, compile, display,

copy, create derivative works of, distribute and sublicense the FreeType Project (in both source and object code forms) and derivative works thereof for any purpose; and to authorize others to exercise some or all of the rights granted herein, subject to the following conditions:

- o Redistribution of source code must retain this license file ('FTL.TXT') unaltered; any additions, deletions or changes to the original files must be clearly indicated in accompanying documentation. The copyright notices of the unaltered, original files must be preserved in all copies of source files.

- o Redistribution in binary form must provide a disclaimer that states that the software is based in part of the work of the FreeType Team, in the distribution documentation. We also encourage you to put an URL to the FreeType web page in your documentation, though this isn't mandatory.

These conditions apply to any software derived from or based on the FreeType Project, not just the unmodified files. If you use our work, you must acknowledge us. However, no fee need be paid to us.

3. Advertising

Neither the FreeType authors and contributors nor you shall use the name of the other for commercial, advertising, or promotional purposes without specific prior written permission.

We suggest, but do not require, that you use one or more of the following phrases to refer to this software in your documentation or advertising materials: 'FreeType Project', 'FreeType Engine', 'FreeType library', or 'FreeType Distribution'.

As you have not signed this license, you are not required to accept it. However, as the FreeType Project is copyrighted material, only this license, or another one contracted with the authors, grants you the right to use, distribute, and modify it. Therefore, by using,

distributing, or modifying the FreeType Project, you indicate that you understand and accept all the terms of this license.

4. Contacts

There are two mailing lists related to FreeType:

o freetype@nongnu.org

Discusses general use and applications of FreeType, as well as future and wanted additions to the library and distribution.

If you are looking for support, start in this list if you haven't found anything to help you in the documentation.

o freetype-devel@nongnu.org

Discusses bugs, as well as engine internals, design issues, specific licenses, porting, etc.

Our home page can be found at

<https://www.freetype.org>

--- end of FTL.TXT ---

Files that don't get a copyright, or which are taken from elsewhere.

#

All lines in this file are patterns, including the comment lines; this

means that e.g. `FTL.TXT' matches all files that have this string in

the file name (including the path relative to the current directory,

always starting with `./').

#

Don't put empty lines into this file!

#

builds/unix/pkg.m4

#

docs/FTL.TXT

docs/GPLv2.TXT

#

include/freetype/internal/fthash.h

#

src/base/fthash.c

src/base/md5.c

src/base/md5.h

#

src/bdf/bdf.c

```
src/bdf/bdf.h
src/bdf/bdfdrivr.c
src/bdf/bdfdrivr.h
src/bdf/bdferror.h
src/bdf/bdflib.c
src/bdf/module.mk
src/bdf/README
src/bdf/rules.mk
#
src/pcf/module.mk
src/pcf/pcf.c
src/pcf/pcf.h
src/pcf/pcfdrivr.c
src/pcf/pcfdrivr.h
src/pcf/pcferror.h
src/pcf/pcfread.c
src/pcf/pcfread.h
src/pcf/pcfutil.c
src/pcf/pcfutil.h
src/pcf/README
src/pcf/rules.mk
#
src/gzip/adler32.c
src/gzip/infblock.c
src/gzip/infblock.h
src/gzip/infcodes.c
src/gzip/infcodes.h
src/gzip/inffixed.h
src/gzip/inflate.c
src/gzip/inftrees.c
src/gzip/inftrees.h
src/gzip/infutil.c
src/gzip/infutil.h
src/gzip/zconf.h
src/gzip/zlib.h
src/gzip/zutil.c
src/gzip/zutil.h
#
src/tools/apinames.c
src/tools/ftrandom/ftrandom.c
#
subprojects/dlg
#
#
EOF
FREETYPE LICENSES
-----
```

The FreeType 2 font engine is copyrighted work and cannot be used legally without a software license. In order to make this project usable to a vast majority of developers, we distribute it under two mutually exclusive open-source licenses.

This means that **you** must choose **one** of the two licenses described below, then obey all its terms and conditions when using FreeType 2 in any of your projects or products.

- The FreeType License, found in the file ``docs/FTL.TXT``, which is similar to the original BSD license **with** an advertising clause that forces you to explicitly cite the FreeType project in your product's documentation. All details are in the license file. This license is suited to products which don't use the GNU General Public License.

Note that this license is compatible to the GNU General Public License version 3, but not version 2.

- The GNU General Public License version 2, found in ``docs/GPLv2.TXT`` (any later version can be used also), for programs which already use the GPL. Note that the FTL is incompatible with GPLv2 due to its advertisement clause.

The contributed BDF and PCF drivers come with a license similar to that of the X Window System. It is compatible to the above two licenses (see files ``src/bdf/README`` and ``src/pcf/README``). The same holds for the source code files ``src/base/ftstash.c`` and ``include/freetype/internal/ftstash.h``; they were part of the BDF driver in earlier FreeType versions.

The gzip module uses the zlib license (see ``src/gzip/zlib.h``) which too is compatible to the above two licenses.

The MD5 checksum support (only used for debugging in development builds) is in the public domain.

--- end of LICENSE.TXT ---

GNU GENERAL PUBLIC LICENSE
Version 2, June 1991

Copyright (C) 1989, 1991 Free Software Foundation, Inc.
51 Franklin St, Fifth Floor, Boston, MA 02110-1301 USA
Everyone is permitted to copy and distribute verbatim copies of this license document, but changing it is not allowed.

Preamble

The licenses for most software are designed to take away your freedom to share and change it. By contrast, the GNU General Public License is intended to guarantee your freedom to share and change free software--to make sure the software is free for all its users. This General Public License applies to most of the Free Software Foundation's software and to any other program whose authors commit to using it. (Some other Free Software Foundation software is covered by the GNU Library General Public License instead.) You can apply it to your programs, too.

When we speak of free software, we are referring to freedom, not price. Our General Public Licenses are designed to make sure that you have the freedom to distribute copies of free software (and charge for this service if you wish), that you receive source code or can get it if you want it, that you can change the software or use pieces of it in new free programs; and that you know you can do these things.

To protect your rights, we need to make restrictions that forbid anyone to deny you these rights or to ask you to surrender the rights. These restrictions translate to certain responsibilities for you if you distribute copies of the software, or if you modify it.

For example, if you distribute copies of such a program, whether gratis or for a fee, you must give the recipients all the rights that you have. You must make sure that they, too, receive or can get the source code. And you must show them these terms so they know their rights.

We protect your rights with two steps: (1) copyright the software, and (2) offer you this license which gives you legal permission to copy, distribute and/or modify the software.

Also, for each author's protection and ours, we want to make certain that everyone understands that there is no warranty for this free software. If the software is modified by someone else and passed on, we want its recipients to know that what they have is not the original, so that any problems introduced by others will not reflect on the original authors' reputations.

Finally, any free program is threatened constantly by software patents. We wish to avoid the danger that redistributors of a free program will individually obtain patent licenses, in effect making the program proprietary. To prevent this, we have made it clear that any patent must be licensed for everyone's free use or not licensed at all.

The precise terms and conditions for copying, distribution and modification follow.

GNU GENERAL PUBLIC LICENSE
TERMS AND CONDITIONS FOR COPYING, DISTRIBUTION AND MODIFICATION

0. This License applies to any program or other work which contains a notice placed by the copyright holder saying it may be distributed under the terms of this General Public License. The "Program", below, refers to any such program or work, and a "work based on the Program" means either the Program or any derivative work under copyright law: that is to say, a work containing the Program or a portion of it, either verbatim or with modifications and/or translated into another language. (Hereinafter, translation is included without limitation in the term "modification".) Each licensee is addressed as "you".

Activities other than copying, distribution and modification are not covered by this License; they are outside its scope. The act of running the Program is not restricted, and the output from the Program is covered only if its contents constitute a work based on the Program (independent of having been made by running the Program). Whether that is true depends on what the Program does.

1. You may copy and distribute verbatim copies of the Program's source code as you receive it, in any medium, provided that you conspicuously and appropriately publish on each copy an appropriate copyright notice and disclaimer of warranty; keep intact all the notices that refer to this License and to the absence of any warranty; and give any other recipients of the Program a copy of this License along with the Program.

You may charge a fee for the physical act of transferring a copy, and you may at your option offer warranty protection in exchange for a fee.

2. You may modify your copy or copies of the Program or any portion of it, thus forming a work based on the Program, and copy and distribute such modifications or work under the terms of Section 1 above, provided that you also meet all of these conditions:

- a) You must cause the modified files to carry prominent notices stating that you changed the files and the date of any change.
- b) You must cause any work that you distribute or publish, that in whole

or in part contains or is derived from the Program or any part thereof, to be licensed as a whole at no charge to all third parties under the terms of this License.

c) If the modified program normally reads commands interactively when run, you must cause it, when started running for such interactive use in the most ordinary way, to print or display an announcement including an appropriate copyright notice and a notice that there is no warranty (or else, saying that you provide a warranty) and that users may redistribute the program under these conditions, and telling the user how to view a copy of this License. (Exception: if the Program itself is interactive but does not normally print such an announcement, your work based on the Program is not required to print an announcement.)

These requirements apply to the modified work as a whole. If identifiable sections of that work are not derived from the Program, and can be reasonably considered independent and separate works in themselves, then this License, and its terms, do not apply to those sections when you distribute them as separate works. But when you distribute the same sections as part of a whole which is a work based on the Program, the distribution of the whole must be on the terms of this License, whose permissions for other licensees extend to the entire whole, and thus to each and every part regardless of who wrote it.

Thus, it is not the intent of this section to claim rights or contest your rights to work written entirely by you; rather, the intent is to exercise the right to control the distribution of derivative or collective works based on the Program.

In addition, mere aggregation of another work not based on the Program with the Program (or with a work based on the Program) on a volume of a storage or distribution medium does not bring the other work under the scope of this License.

3. You may copy and distribute the Program (or a work based on it, under Section 2) in object code or executable form under the terms of Sections 1 and 2 above provided that you also do one of the following:

a) Accompany it with the complete corresponding machine-readable source code, which must be distributed under the terms of Sections 1 and 2 above on a medium customarily used for software interchange; or,

b) Accompany it with a written offer, valid for at least three years, to give any third party, for a charge no more than your cost of physically performing source distribution, a complete

machine-readable copy of the corresponding source code, to be distributed under the terms of Sections 1 and 2 above on a medium customarily used for software interchange; or,

c) Accompany it with the information you received as to the offer to distribute corresponding source code. (This alternative is allowed only for noncommercial distribution and only if you received the program in object code or executable form with such an offer, in accord with Subsection b above.)

The source code for a work means the preferred form of the work for making modifications to it. For an executable work, complete source code means all the source code for all modules it contains, plus any associated interface definition files, plus the scripts used to control compilation and installation of the executable. However, as a special exception, the source code distributed need not include anything that is normally distributed (in either source or binary form) with the major components (compiler, kernel, and so on) of the operating system on which the executable runs, unless that component itself accompanies the executable.

If distribution of executable or object code is made by offering access to copy from a designated place, then offering equivalent access to copy the source code from the same place counts as distribution of the source code, even though third parties are not compelled to copy the source along with the object code.

4. You may not copy, modify, sublicense, or distribute the Program except as expressly provided under this License. Any attempt otherwise to copy, modify, sublicense or distribute the Program is void, and will automatically terminate your rights under this License. However, parties who have received copies, or rights, from you under this License will not have their licenses terminated so long as such parties remain in full compliance.

5. You are not required to accept this License, since you have not signed it. However, nothing else grants you permission to modify or distribute the Program or its derivative works. These actions are prohibited by law if you do not accept this License. Therefore, by modifying or distributing the Program (or any work based on the Program), you indicate your acceptance of this License to do so, and all its terms and conditions for copying, distributing or modifying the Program or works based on it.

6. Each

time you redistribute the Program (or any work based on the Program), the recipient automatically receives a license from the original licensor to copy, distribute or modify the Program subject to these terms and conditions. You may not impose any further restrictions on the recipients' exercise of the rights granted herein. You are not responsible for enforcing compliance by third parties to this License.

7. If, as a consequence of a court judgment or allegation of patent infringement or for any other reason (not limited to patent issues), conditions are imposed on you (whether by court order, agreement or otherwise) that contradict the conditions of this License, they do not excuse you from the conditions of this License. If you cannot distribute so as to satisfy simultaneously your obligations under this License and any other pertinent obligations, then as a consequence you may not distribute the Program at all. For example, if a patent license would not permit royalty-free redistribution of the Program by all those who receive copies directly or indirectly through you, then the only way you could satisfy both it and this License would be to refrain entirely from distribution of the Program.

If any portion of this section is held invalid or unenforceable under any particular circumstance, the balance of the section is intended to apply and the section as a whole is intended to apply in other circumstances.

It is not the purpose of this section to induce you to infringe any patents or other property right claims or to contest validity of any such claims; this section has the sole purpose of protecting the integrity of the free software distribution system, which is implemented by public license practices. Many people have made generous contributions to the wide range of software distributed through that system in reliance on consistent application of that system; it is up to the author/donor to decide if he or she is willing to distribute software through any other system and a licensee cannot impose that choice.

This section is intended to make thoroughly clear what is believed to be a consequence of the rest of this License.

8. If the distribution and/or use of the Program is restricted in certain countries either by patents or by copyrighted interfaces, the original copyright holder who places the Program under this License may add an explicit geographical distribution limitation excluding those countries, so that distribution is permitted only in or among countries not thus excluded. In such case, this License incorporates

the limitation as if written in the body of this License.

9. The Free Software Foundation may publish revised and/or new versions of the General Public License from time to time. Such new versions will be similar in spirit to the present version, but may differ in detail to address new problems or concerns.

Each version is given a distinguishing version number. If the Program specifies a version number of this License which applies to it and "any later version", you have the option of following the terms and conditions either of that version or of any later version published by the Free Software Foundation. If the Program does not specify a version number of this License, you may choose any version ever published by the Free Software Foundation.

10. If you wish to incorporate parts of the Program into other free programs whose distribution conditions are different, write to the author to ask for permission. For software which is copyrighted by the Free Software Foundation, write to the Free Software Foundation; we sometimes make exceptions for this. Our decision will be guided by the two goals of preserving the free status of all derivatives of our free software and of promoting the sharing and reuse of software generally.

NO WARRANTY

11. BECAUSE THE PROGRAM IS LICENSED FREE OF CHARGE, THERE IS NO WARRANTY FOR THE PROGRAM, TO THE EXTENT PERMITTED BY APPLICABLE LAW.

EXCEPT WHEN

OTHERWISE STATED IN WRITING THE COPYRIGHT HOLDERS AND/OR OTHER PARTIES PROVIDE THE PROGRAM "AS IS" WITHOUT WARRANTY OF ANY KIND, EITHER EXPRESSED OR IMPLIED, INCLUDING, BUT NOT LIMITED TO, THE IMPLIED WARRANTIES OF MERCHANTABILITY AND FITNESS FOR A PARTICULAR PURPOSE. THE ENTIRE RISK AS TO THE QUALITY AND PERFORMANCE OF THE PROGRAM IS WITH YOU. SHOULD THE PROGRAM PROVE DEFECTIVE, YOU ASSUME THE COST OF ALL NECESSARY SERVICING, REPAIR OR CORRECTION.

12. IN NO EVENT UNLESS REQUIRED BY APPLICABLE LAW OR AGREED TO IN WRITING WILL ANY COPYRIGHT HOLDER, OR ANY OTHER PARTY WHO MAY MODIFY AND/OR REDISTRIBUTE THE PROGRAM AS PERMITTED ABOVE, BE LIABLE TO YOU FOR DAMAGES, INCLUDING ANY GENERAL, SPECIAL, INCIDENTAL OR CONSEQUENTIAL DAMAGES ARISING OUT OF THE USE OR INABILITY TO USE THE PROGRAM (INCLUDING BUT NOT LIMITED TO LOSS OF DATA OR DATA BEING RENDERED INACCURATE OR LOSSES SUSTAINED BY YOU OR THIRD PARTIES OR A FAILURE OF THE PROGRAM TO OPERATE WITH ANY OTHER PROGRAMS), EVEN

IF SUCH HOLDER OR OTHER PARTY HAS BEEN ADVISED OF THE POSSIBILITY OF SUCH DAMAGES.

END OF TERMS AND CONDITIONS

How to Apply These Terms to Your New Programs

If you develop a new program, and you want it to be of the greatest possible use to the public, the best way to achieve this is to make it free software which everyone can redistribute and change under these terms.

To do so, attach the following notices to the program. It is safest to attach them to the start of each source file to most effectively convey the exclusion of warranty; and each file should have at least the "copyright" line and a pointer to where the full notice is found.

```
<one line to give the program's name and a brief idea of what it does.>  
Copyright (C) <year> <name of author>
```

This program is free software; you can redistribute it and/or modify it under the terms of the GNU General Public License as published by the Free Software Foundation; either version 2 of the License,
or
(at your option) any later version.

This program is distributed in the hope that it will be useful, but WITHOUT ANY WARRANTY; without even the implied warranty of MERCHANTABILITY or FITNESS FOR A PARTICULAR PURPOSE. See the GNU General Public License for more details.

You should have received a copy of the GNU General Public License along with this program; if not, write to the Free Software Foundation, Inc., 51 Franklin St, Fifth Floor, Boston, MA 02110-1301 USA

Also add information on how to contact you by electronic and paper mail.

If the program is interactive, make it output a short notice like this when it starts in an interactive mode:

```
Gnomovision version 69, Copyright (C) year name of author  
Gnomovision comes with ABSOLUTELY NO WARRANTY; for details type `show w'.  
This is free software, and you are welcome to redistribute it  
under certain conditions; type `show c' for details.
```

The hypothetical commands `show w' and `show c' should show the appropriate parts of the General Public License. Of course, the commands you use may be called something other than `show w' and `show c'; they could even be mouse-clicks or menu items--whatever suits your program.

You should also get your employer (if you work as a programmer) or your school, if any, to sign a "copyright disclaimer" for the program, if necessary. Here is a sample; alter the names:

Yoyodyne, Inc., hereby disclaims all copyright interest in the program
'Gnomovision' (which makes passes at compilers) written by James Hacker.

<signature of Ty Coon>, 1 April 1989

Ty Coon, President of Vice

This General Public License does not permit incorporating your program into proprietary programs. If your program is a subroutine library, you may consider it more useful to permit linking proprietary applications with the library. If this is what you want to do, use the GNU Library General Public License instead of this License.

1.21 tcpdump 4.0

1.21.1 Available under license :

License: BSD

Redistribution and use in source and binary forms, with or without modification, are permitted provided that the following conditions are met:

1. Redistributions of source code must retain the above copyright notice, this list of conditions and the following disclaimer.
2. Redistributions in binary form must reproduce the above copyright notice, this list of conditions and the following disclaimer in the documentation and/or other materials provided with the distribution.
3. The names of the authors may not be used to endorse or promote products derived from this software without specific prior written permission.

THIS SOFTWARE IS PROVIDED ``AS IS" AND WITHOUT ANY EXPRESS OR IMPLIED WARRANTIES, INCLUDING, WITHOUT LIMITATION, THE IMPLIED WARRANTIES OF MERCHANTABILITY AND FITNESS FOR A PARTICULAR PURPOSE.

1.22 zlib 1.2.11

1.22.1 Available under license :

Boost Software License - Version 1.0 - August 17th, 2003

Permission is hereby granted, free of charge, to any person or organization obtaining a copy of the software and accompanying documentation covered by

this license (the "Software") to use, reproduce, display, distribute, execute, and transmit the Software, and to prepare derivative works of the Software, and to permit third-parties to whom the Software is furnished to do so, all subject to the following:

The copyright notices in the Software and this entire statement, including the above license grant, this restriction and the following disclaimer, must be included in all copies of the Software, in whole or in part, and all derivative works of the Software, unless such copies or derivative works are solely in the form of machine-executable object code generated by a source language processor.

THE SOFTWARE IS PROVIDED "AS IS", WITHOUT WARRANTY OF ANY KIND, EXPRESS OR IMPLIED, INCLUDING BUT NOT LIMITED TO THE WARRANTIES OF MERCHANTABILITY, FITNESS

FOR A PARTICULAR PURPOSE, TITLE AND NON-INFRINGEMENT. IN NO EVENT SHALL THE COPYRIGHT HOLDERS OR ANYONE DISTRIBUTING THE SOFTWARE BE LIABLE FOR ANY DAMAGES OR OTHER LIABILITY, WHETHER IN CONTRACT, TORT OR OTHERWISE, ARISING FROM, OUT OF OR IN CONNECTION WITH THE SOFTWARE OR THE USE OR OTHER DEALINGS IN THE SOFTWARE.

/* zlib.h -- interface of the 'zlib' general purpose compression library
version 1.2.11, January 15th, 2017

Copyright (C) 1995-2017 Jean-loup Gailly and Mark Adler

This software is provided 'as-is', without any express or implied warranty. In no event will the authors be held liable for any damages arising from the use of this software.

Permission is granted to anyone to use this software for any purpose, including commercial applications, and to alter it and redistribute it freely, subject to the following restrictions:

1. The origin of this software must not be misrepresented; you must not claim that you wrote the original software. If you use this software in a product, an acknowledgment in the product documentation would be appreciated but is not required.
2. Altered source versions must be plainly marked as such, and must not be misrepresented as being the original software.
3. This notice may not be removed or altered from any source distribution.

Jean-loup Gailly Mark Adler
jloup@gzip.org madler@alumni.caltech.edu

The data format used by the zlib library is described by RFCs (Request for Comments) 1950 to 1952 in the files <http://tools.ietf.org/html/rfc1950>

(zlib format), rfc1951 (deflate format) and rfc1952 (gzip format).

*/

1.23 jre 25.352

1.23.1 Available under license :

The GNU General Public License (GPL)

Version 2, June 1991

Copyright (C) 1989, 1991 Free Software Foundation, Inc.
51 Franklin Street, Fifth Floor, Boston, MA 02110-1301 USA

Everyone is permitted to copy and distribute verbatim copies of this license document, but changing it is not allowed.

Preamble

The licenses for most software are designed to take away your freedom to share and change it. By contrast, the GNU General Public License is intended to guarantee your freedom to share and change free software--to make sure the software is free for all its users. This General Public License applies to most of the Free Software Foundation's software and to any other program whose authors commit to using it. (Some other Free Software Foundation software is covered by the GNU Library General Public License instead.) You can apply it to your programs, too.

When we speak of free software, we are referring to freedom, not price. Our General Public Licenses are designed to make sure that you have the freedom to distribute copies of free software (and charge for this service if you wish), that you receive source code or can get it if you want it, that you can change the software or use pieces of it in new free programs; and that you know you can do these things.

To protect your rights, we need to make restrictions that forbid anyone to deny you these rights or to ask you to surrender the rights. These restrictions translate to certain responsibilities for you if you distribute copies of the software, or if you modify it.

For example, if you distribute copies of such a program, whether gratis or for a fee, you must give the recipients all the rights that you have. You must make sure that they, too, receive or can get the source code. And you must show them these terms so they know their rights.

We protect your rights with two steps: (1) copyright the software, and (2) offer you this license which gives you legal permission to copy, distribute

and/or modify the software.

Also,

for each author's protection and ours, we want to make certain that everyone understands that there is no warranty for this free software. If the software is modified by someone else and passed on, we want its recipients to know that what they have is not the original, so that any problems introduced by others will not reflect on the original authors' reputations.

Finally, any free program is threatened constantly by software patents. We wish to avoid the danger that redistributors of a free program will individually obtain patent licenses, in effect making the program proprietary. To prevent this, we have made it clear that any patent must be licensed for everyone's free use or not licensed at all.

The precise terms and conditions for copying, distribution and modification follow.

TERMS AND CONDITIONS FOR COPYING, DISTRIBUTION AND MODIFICATION

0. This License applies to any program or other work which contains a notice placed by the copyright holder saying it may be distributed under the terms of this General Public License. The "Program", below, refers to any such program or work, and a "work based on the Program" means either the Program or any derivative work under copyright law: that is to say, a work containing the Program or a portion of it, either verbatim or with modifications and/or translated into another language. (Hereinafter, translation is included without limitation in the term "modification".) Each licensee is addressed as "you".

Activities other than copying, distribution and modification are not covered by this License; they are outside its scope. The act of running the Program is not restricted, and the output from the Program is covered only if its contents constitute a work based on the Program (independent of having been made by running the Program). Whether that is true depends on what the Program does.

1. You may copy and distribute verbatim copies of the Program's source code as you receive it, in any medium, provided that you conspicuously and appropriately publish on each copy an appropriate copyright notice and disclaimer of warranty; keep intact all the notices that refer to this License and to the absence of any warranty; and give any other recipients of the Program a copy of this License along with the Program.

You may charge a fee for the physical act of transferring a copy, and you may at your option offer warranty protection in exchange for a fee.

2. You may modify your copy or copies of the Program or any portion of it, thus forming a work based on the Program, and copy and distribute such modifications or work under the terms of Section 1 above, provided that you also meet all of these conditions:

a) You must cause the modified files to carry prominent notices stating that you changed the files and the date of any change.

b) You must cause any work that you distribute or publish, that in whole or in part contains or is derived from the Program or any part thereof, to be licensed as a whole at no charge to all third parties under the terms of this License.

c) If the modified program normally reads commands interactively when run, you must cause it, when started running for such interactive use in the most ordinary way, to print or display an announcement including an appropriate copyright notice and a notice that there is no warranty (or else, saying that you provide a warranty) and that users may redistribute the program under these conditions, and telling the user how to view a copy of this License. (Exception: if the Program itself is interactive but does not normally print such an announcement, your work based on the Program is not required to print an announcement.)

These requirements apply to the modified work as a whole. If identifiable sections of that work are not derived from the Program, and can be reasonably considered independent and separate works in themselves, then this License, and its

terms, do not apply to those sections when you distribute them as separate works. But when you distribute the same sections as part of a whole which is a work based on the Program, the distribution of the whole must be on the terms of this License, whose permissions for other licensees extend to the entire whole, and thus to each and every part regardless of who wrote it.

Thus, it is not the intent of this section to claim rights or contest your rights to work written entirely by you; rather, the intent is to exercise the right to control the distribution of derivative or collective works based on the Program.

In addition, mere aggregation of another work not based on the Program with the Program (or with a work based on the Program) on a volume of a storage or distribution medium does not bring the other work under the scope of this License.

3. You may copy and distribute the Program (or a work based on it, under Section 2) in object code or executable form under the terms of Sections 1 and

2 above provided that you also do one of the following:

a) Accompany it with the complete corresponding machine-readable source code, which must be distributed under the terms of Sections 1 and 2 above on a medium customarily used for software interchange; or,

b) Accompany it with a written offer, valid for at least three years, to give any third party, for a charge no more than your cost of physically performing source distribution, a complete machine-readable copy of the corresponding source code, to be distributed under the terms of Sections 1 and 2 above on a medium customarily used for software interchange; or,

c) Accompany it with the information you received as to the offer to distribute corresponding source code. (This alternative is allowed only for noncommercial distribution and only if you received the program in object code or executable form with such an offer, in accord with Subsection b above.)

The source

code for a work means the preferred form of the work for making modifications to it. For an executable work, complete source code means all the source code for all modules it contains, plus any associated interface definition files, plus the scripts used to control compilation and installation of the executable. However, as a special exception, the source code distributed need not include anything that is normally distributed (in either source or binary form) with the major components (compiler, kernel, and so on) of the operating system on which the executable runs, unless that component itself accompanies the executable.

If distribution of executable or object code is made by offering access to copy from a designated place, then offering equivalent access to copy the source code from the same place counts as distribution of the source code, even though third parties are not compelled to copy the source along with the object code.

4. You may not copy, modify, sublicense, or distribute the Program except as expressly provided under this License. Any attempt otherwise to copy, modify, sublicense or distribute the Program is void, and will automatically terminate your rights under this License. However, parties who have received copies, or rights, from you under this License will not have their licenses terminated so long as such parties remain in full compliance.

5. You are not required to accept this License, since you have not signed it. However, nothing else grants you permission to modify or distribute the Program or its derivative works. These actions are prohibited by law if you do not accept this License. Therefore, by modifying or distributing the Program (or any work based on the Program), you indicate your acceptance of this License to do so, and all its terms and conditions for copying, distributing or modifying the Program or works based on it.

6. Each time you redistribute the Program (or any work based on the Program), the recipient automatically receives a license from the original licensor to copy, distribute or modify the Program subject to these terms and conditions. You may not impose any further restrictions on the recipients' exercise of the rights granted herein. You are not responsible for enforcing compliance by third parties to this License.

7. If, as a consequence of a court judgment or allegation of patent infringement or for any other reason (not limited to patent issues), conditions are imposed on you (whether by court order, agreement or otherwise) that contradict the conditions of this License, they do not excuse you from the conditions of this License. If you cannot distribute so as to satisfy simultaneously your obligations under this License and any other pertinent obligations, then as a consequence you may not distribute the Program at all. For example, if a patent license would not permit royalty-free redistribution of the Program by all those who receive copies directly or indirectly through you, then the only way you could satisfy both it and this License would be to refrain entirely from distribution of the Program.

If any portion of this section is held invalid or unenforceable under any particular circumstance, the balance of the section is intended to apply and the section as a whole is intended to apply in other circumstances.

It is not the purpose of this section to induce you to infringe any patents or other property right claims or to contest validity of any such claims; this section has the sole purpose of protecting the integrity of the free software distribution system, which is implemented by public license practices. Many people have made generous contributions to the wide range of software distributed through that system in reliance on consistent application of that system; it is up to the author/donor to decide if he or she is willing to distribute software through any other system and a licensee cannot impose that choice.

This section is intended to make thoroughly clear what is believed to be a consequence of the rest of this License.

8. If the distribution and/or use of the Program is restricted in certain countries either by patents or by copyrighted interfaces, the original copyright holder who places the Program under this License may add an explicit geographical distribution limitation excluding those countries, so that distribution is permitted only in or among countries not thus excluded. In such case, this License incorporates the limitation as if written in the body of this License.

9. The Free Software Foundation may publish revised and/or new versions of the General Public License from time to time. Such new versions will be similar in spirit to the present version, but may differ in detail to address new problems or concerns.

Each version is given a distinguishing version number. If the Program specifies a version number of this License which applies to it and "any later version", you have the option of following the terms and conditions either of that version or of any later version published by the Free Software Foundation. If the Program does not specify a version number of this License, you may choose any version ever published by the Free Software Foundation.

10. If you wish to incorporate parts of the Program into other free programs whose distribution conditions are different, write to the author to ask for permission. For software which is copyrighted by the Free Software Foundation, write to the Free Software Foundation; we sometimes make exceptions for this. Our decision will be guided by the two goals of preserving the free status of all derivatives of our free software and of promoting the sharing and reuse of software generally.

NO WARRANTY

11. BECAUSE THE PROGRAM IS LICENSED FREE OF CHARGE, THERE IS NO WARRANTY FOR THE PROGRAM, TO THE EXTENT PERMITTED BY APPLICABLE LAW. EXCEPT WHEN OTHERWISE STATED IN WRITING THE COPYRIGHT HOLDERS AND/OR OTHER PARTIES PROVIDE THE PROGRAM "AS IS"

WITHOUT WARRANTY OF ANY KIND, EITHER EXPRESSED OR IMPLIED, INCLUDING, BUT NOT LIMITED TO, THE IMPLIED WARRANTIES OF MERCHANTABILITY AND FITNESS FOR A PARTICULAR PURPOSE. THE ENTIRE RISK AS TO THE QUALITY AND PERFORMANCE OF THE PROGRAM IS WITH YOU. SHOULD THE PROGRAM PROVE DEFECTIVE, YOU ASSUME THE COST OF ALL NECESSARY SERVICING, REPAIR OR CORRECTION.

12. IN NO EVENT UNLESS REQUIRED BY APPLICABLE LAW OR AGREED TO IN WRITING WILL ANY COPYRIGHT HOLDER, OR ANY OTHER PARTY WHO MAY MODIFY AND/OR REDISTRIBUTE THE PROGRAM AS PERMITTED ABOVE, BE LIABLE TO YOU FOR DAMAGES, INCLUDING ANY GENERAL, SPECIAL, INCIDENTAL OR CONSEQUENTIAL DAMAGES ARISING OUT OF THE USE OR INABILITY TO USE THE PROGRAM (INCLUDING BUT NOT LIMITED TO LOSS OF DATA OR DATA BEING RENDERED INACCURATE OR LOSSES SUSTAINED BY YOU OR THIRD PARTIES OR A FAILURE OF THE PROGRAM TO OPERATE WITH ANY OTHER PROGRAMS), EVEN IF SUCH HOLDER OR OTHER PARTY HAS BEEN ADVISED OF THE POSSIBILITY OF SUCH DAMAGES.

END OF TERMS AND CONDITIONS

How
to Apply These Terms to Your New Programs

If you develop a new program, and you want it to be of the greatest possible use to the public, the best way to achieve this is to make it free software which everyone can redistribute and change under these terms.

To do so, attach the following notices to the program. It is safest to attach them to the start of each source file to most effectively convey the exclusion of warranty; and each file should have at least the "copyright" line and a pointer to where the full notice is found.

One line to give the program's name and a brief idea of what it does.

Copyright (C) <year> <name of author>

This program is free software; you can redistribute it and/or modify it under the terms of the GNU General Public License as published by the Free Software Foundation; either version 2 of the License, or (at your option) any later version.

This program is distributed in the hope that it will be useful, but WITHOUT ANY WARRANTY; without even the implied warranty of MERCHANTABILITY or FITNESS FOR A PARTICULAR PURPOSE. See the GNU General Public License for more details.

You should have received a copy of the GNU General Public License along with this program; if not, write to the Free Software Foundation, Inc., 51 Franklin Street, Fifth Floor, Boston, MA 02110-1301 USA.

Also add information on how to contact you by electronic and paper mail.

If the program is interactive, make it output a short notice like this when it starts in an interactive mode:

```
Gnomovision version 69, Copyright (C) year name of author Gnomovision comes with ABSOLUTELY NO WARRANTY; for details type 'show w'. This is free software, and you are welcome to redistribute it under certain conditions; type 'show c' for details.
```

The hypothetical commands 'show w' and 'show c' should show the appropriate parts of the General Public License. Of course, the commands you use may be called something other than 'show w' and 'show c'; they could even be mouse-clicks or menu items--whatever suits your program.

You should also get your employer (if you work as a programmer) or your school, if any, to sign a "copyright disclaimer" for the program, if necessary. Here is a sample; alter the names:

```
Yoyodyne, Inc., hereby disclaims all copyright interest in the program
```

'Gnomovision' (which makes passes at compilers) written by James Hacker.

signature of Ty Coon, 1 April 1989

Ty Coon, President of Vice

This General Public License does not permit incorporating your program into proprietary programs. If your program is a subroutine library, you may consider it more useful to permit linking proprietary applications with the library. If this is what you want to do, use the GNU Library General Public License instead of this License.

"CLASSPATH" EXCEPTION TO THE GPL

Certain source files distributed by Oracle America and/or its affiliates are subject to the following clarification and special exception to the GPL, but only where Oracle has expressly included in the particular source file's header the words "Oracle designates this particular file as subject to the "Classpath" exception as provided by Oracle in the LICENSE file that accompanied this code."

Linking this library statically or dynamically with other modules is making a combined work based on this library. Thus, the terms and conditions of the GNU General Public License cover the whole combination.

As a special exception, the copyright holders of this library give you permission to link this library with independent modules to produce an executable, regardless of the license terms of these independent modules, and to copy and distribute the resulting executable under terms of your choice, provided that you also meet, for each linked independent module, the terms and conditions of the license of that module. An independent module is a module which is not derived from or based on this library. If you modify this library, you may extend this exception to your version of the library, but you are not obligated to do so. If you do not wish to do so, delete this exception statement from your version.

1.24 openjdk 1.8.0u352

1.24.1 Available under license :

Copyright (c) 1999-2003 David Corcoran <corcoran@musclecard.com>
Copyright (c) 2001-2011 Ludovic Rousseau <ludovic.rousseau@free.fr>
All rights reserved.

Redistribution and use in source and binary forms, with or without modification, are permitted provided that the following conditions

are met:

1. Redistributions of source code must retain the above copyright notice, this list of conditions and the following disclaimer.
2. Redistributions in binary form must reproduce the above copyright notice, this list of conditions and the following disclaimer in the documentation and/or other materials provided with the distribution.
3. The name of the author may not be used to endorse or promote products derived from this software without specific prior written permission.

THIS SOFTWARE IS PROVIDED BY THE AUTHOR ``AS IS" AND ANY EXPRESS OR IMPLIED WARRANTIES, INCLUDING, BUT NOT LIMITED TO, THE IMPLIED WARRANTIES OF MERCHANTABILITY AND FITNESS FOR A PARTICULAR PURPOSE ARE DISCLAIMED. IN

NO EVENT SHALL THE AUTHOR BE LIABLE FOR ANY DIRECT, INDIRECT, INCIDENTAL, SPECIAL, EXEMPLARY, OR CONSEQUENTIAL DAMAGES (INCLUDING, BUT NOT LIMITED TO, PROCUREMENT OF SUBSTITUTE GOODS OR SERVICES; LOSS OF USE, DATA, OR PROFITS; OR BUSINESS INTERRUPTION) HOWEVER CAUSED AND ON ANY THEORY OF LIABILITY, WHETHER IN CONTRACT, STRICT LIABILITY, OR TORT (INCLUDING NEGLIGENCE OR OTHERWISE) ARISING IN ANY WAY OUT OF THE USE OF THIS SOFTWARE, EVEN IF ADVISED OF THE POSSIBILITY OF SUCH DAMAGE.

Some files are under GNU GPL v3 or any later version

- doc/example/pcsc_demo.c
- the files in src/spy/
- the files in UnitaryTests/

Copyright (C) 2003-2014 Ludovic Rousseau

This program is free software: you can redistribute it and/or modify it under the terms of the GNU General Public License as published by the Free Software Foundation, either version 3 of the License, or (at your option) any later version.

This program is distributed in the hope that it will be useful, but WITHOUT ANY WARRANTY; without even the implied warranty of MERCHANTABILITY or FITNESS FOR A PARTICULAR PURPOSE. See the GNU General Public License for more details.

You should have received a copy of the GNU General Public License along with this program. If not, see <<http://www.gnu.org/licenses/>>.

Files src/auth.c and src/auth.h are:

- * Copyright (C) 2013 Red Hat
- *
- * All rights reserved.

* Redistribution and use in source and binary forms, with or without
* modification, are permitted provided that the following conditions
* are met:
*
* 1. Redistributions of source code must retain the above copyright
* notice, this list of conditions and the following disclaimer.
*
* 2. Redistributions in binary form must reproduce the above copyright
* notice, this list of conditions and the following disclaimer in the
* documentation and/or other materials provided with the distribution.
*
* THIS SOFTWARE IS PROVIDED BY THE COPYRIGHT HOLDERS AND CONTRIBUTORS
* "AS IS" AND ANY EXPRESS OR IMPLIED WARRANTIES, INCLUDING, BUT NOT
* LIMITED TO, THE IMPLIED WARRANTIES OF MERCHANTABILITY AND FITNESS
* FOR A PARTICULAR PURPOSE ARE DISCLAIMED. IN NO EVENT SHALL THE
* COPYRIGHT HOLDER OR CONTRIBUTORS BE LIABLE FOR ANY DIRECT, INDIRECT,
* INCIDENTAL, SPECIAL, EXEMPLARY, OR CONSEQUENTIAL DAMAGES (INCLUDING,
* BUT NOT LIMITED TO, PROCUREMENT OF SUBSTITUTE GOODS OR SERVICES; LOSS
* OF USE, DATA, OR PROFITS; OR BUSINESS INTERRUPTION) HOWEVER CAUSED
* AND ON ANY THEORY OF LIABILITY, WHETHER IN CONTRACT, STRICT LIABILITY,
* OR TORT (INCLUDING NEGLIGENCE OR OTHERWISE) ARISING IN ANY WAY OUT OF
* THE USE OF THIS SOFTWARE, EVEN IF ADVISED OF THE POSSIBILITY OF SUCH
* DAMAGE.
*
* Author: Nikos Mavrogiannopoulos <nnav@redhat.com>

Files src/simelist.c and src/simelist.h are:

* Copyright (c) 2007,2008,2009,2010,2011 Mij <mij@bitchx.it>
*
* Permission to use, copy, modify, and distribute this software for any
* purpose with or without fee is hereby
* granted, provided that the above
* copyright notice and this permission notice appear in all copies.
*
* THE SOFTWARE IS PROVIDED "AS IS" AND THE AUTHOR DISCLAIMS ALL WARRANTIES
* WITH REGARD TO THIS SOFTWARE INCLUDING ALL IMPLIED WARRANTIES OF
* MERCHANTABILITY AND FITNESS. IN NO EVENT SHALL THE AUTHOR BE LIABLE FOR
* ANY SPECIAL, DIRECT, INDIRECT, OR CONSEQUENTIAL DAMAGES OR ANY DAMAGES
* WHATSOEVER RESULTING FROM LOSS OF USE, DATA OR PROFITS, WHETHER IN AN
* ACTION OF CONTRACT, NEGLIGENCE OR OTHER TORTIOUS ACTION, ARISING OUT OF
* OR IN CONNECTION WITH THE USE OR PERFORMANCE OF THIS SOFTWARE.
Copyright (c) %YEARS%, Oracle and/or its affiliates. All rights reserved.
DO NOT ALTER OR REMOVE COPYRIGHT NOTICES OR THIS FILE HEADER.

This code is free software; you can redistribute it and/or modify it
under the terms of the GNU General Public License version 2 only, as
published by the Free Software Foundation.

This code is distributed in the hope that it will be useful, but WITHOUT ANY WARRANTY; without even the implied warranty of MERCHANTABILITY or FITNESS FOR A PARTICULAR PURPOSE. See the GNU General Public License version 2 for more details (a copy is included in the LICENSE file that accompanied this code).

You should have received a copy of the GNU General Public License version 2 along with this work; if not, write to the Free Software Foundation, Inc., 51 Franklin St, Fifth Floor, Boston, MA 02110-1301 USA.

Please contact Oracle, 500 Oracle Parkway, Redwood Shores, CA 94065 USA or visit www.oracle.com if you need additional information or have any questions.

Within this directory, each of the file listed below is licensed under the terms given in the file LICENSE-MPL, also in this directory.

PRIMES
COPYRIGHT NOTICE, DISCLAIMER, and LICENSE

=====

PNG Reference Library License version 2

- * Copyright (c) 1995-2019 The PNG Reference Library Authors.
- * Copyright (c) 2018-2019 Cosmin Truta.
- * Copyright (c) 2000-2002, 2004, 2006-2018 Glenn Randers-Pehrson.
- * Copyright (c) 1996-1997 Andreas Dilger.
- * Copyright (c) 1995-1996 Guy Eric Schalnat, Group 42, Inc.

The software is supplied "as is", without warranty of any kind, express or implied, including, without limitation, the warranties of merchantability, fitness for a particular purpose, title, and non-infringement. In no event shall the Copyright owners, or anyone distributing the software, be liable for any damages or other liability, whether in contract, tort or otherwise, arising from, out of, or in connection with the software, or the use or other dealings in the software, even if advised of the possibility of such damage.

Permission is hereby granted
to use, copy, modify, and distribute
this software, or portions hereof, for any purpose, without fee,
subject to the following restrictions:

1. The origin of this software must not be misrepresented; you must not claim that you wrote the original software. If you use this software in a product, an acknowledgment in the product

documentation would be appreciated, but is not required.

2. Altered source versions must be plainly marked as such, and must not be misrepresented as being the original software.
3. This Copyright notice may not be removed or altered from any source or altered source distribution.

PNG Reference Library License version 1 (for libpng 0.5 through 1.6.35)

libpng versions 1.0.7, July 1, 2000, through 1.6.35, July 15, 2018 are Copyright (c) 2000-2002, 2004, 2006-2018 Glenn Randers-Pehrson, are derived from libpng-1.0.6, and are distributed according to the same disclaimer and license as libpng-1.0.6 with the following individuals added to the list of Contributing Authors:

Simon-Pierre Cadieux
Eric S. Raymond
Mans Rullgard
Cosmin Truta
Gilles Vollant
James Yu
Mandar Sahastrabudde
Google Inc.
Vadim Barkov

and with the following additions to the disclaimer:

There is no warranty against interference with your enjoyment of the library or against infringement. There is no warranty that our efforts or the library will fulfill any of your particular purposes or needs. This library is provided with all faults, and the entire risk of satisfactory quality, performance, accuracy, and effort is with the user.

Some files in the "contrib" directory and some configure-generated files that are distributed with libpng have other copyright owners, and are released under other open source licenses.

libpng versions 0.97, January 1998, through 1.0.6, March 20, 2000, are Copyright (c) 1998-2000 Glenn Randers-Pehrson, are derived from libpng-0.96, and are distributed according to the same disclaimer and license as libpng-0.96, with the following individuals added to the list of Contributing Authors:

Tom Lane
Glenn Randers-Pehrson
Willem van Schaik

libpng versions 0.89, June 1996, through 0.96, May 1997, are Copyright (c) 1996-1997 Andreas Dilger, are derived from libpng-0.88, and are distributed according to the same disclaimer and license as libpng-0.88, with the following individuals added to the list of Contributing Authors:

John Bowler
Kevin Bracey
Sam Bushell
Magnus Holmgren
Greg Roelofs
Tom Tanner

Some files in the "scripts" directory have other copyright owners, but are released under this license.

libpng versions 0.5, May 1995, through 0.88, January 1996, are Copyright (c) 1995-1996 Guy Eric Schalnat, Group 42, Inc.

For the purposes of this copyright and license, "Contributing Authors" is defined as the following set of individuals:

Andreas Dilger
Dave Martindale
Guy Eric Schalnat
Paul Schmidt
Tim Wegner

The PNG Reference Library is supplied "AS IS". The Contributing Authors and Group 42, Inc. disclaim all warranties, expressed or implied, including, without limitation, the warranties of merchantability and of fitness for any purpose. The Contributing Authors and Group 42, Inc. assume no liability for direct, indirect, incidental, special, exemplary, or consequential damages, which may result from the use of the PNG Reference Library, even if advised of the possibility of such damage.

Permission is hereby granted to use, copy, modify, and distribute this source code, or portions hereof, for any purpose, without fee, subject to the following restrictions:

1. The origin of this source code must not be misrepresented.

2. Altered versions must be plainly marked as such and must not be misrepresented as being the original source.
3. This Copyright notice may not be removed or altered from any source or altered source distribution.

The Contributing Authors and Group 42, Inc. specifically permit, without fee, and encourage the use of this source code as a component to supporting the PNG file format in commercial products. If you use this source code in a product, acknowledgment is not required but would be appreciated.

The GIFLIB distribution is Copyright (c) 1997 Eric S. Raymond

Permission is hereby granted, free of charge, to any person obtaining a copy of this software and associated documentation files (the "Software"), to deal in the Software without restriction, including without limitation the rights to use, copy, modify, merge, publish, distribute, sublicense, and/or sell copies of the Software, and to permit persons to whom the Software is furnished to do so, subject to the following conditions:

The above copyright notice and this permission notice shall be included in all copies or substantial portions of the Software.

THE SOFTWARE IS PROVIDED "AS IS", WITHOUT WARRANTY OF ANY KIND, EXPRESS OR IMPLIED, INCLUDING BUT NOT LIMITED TO THE WARRANTIES OF MERCHANTABILITY, FITNESS FOR A PARTICULAR PURPOSE AND NONINFRINGEMENT. IN NO EVENT SHALL THE AUTHORS OR COPYRIGHT HOLDERS BE LIABLE FOR ANY CLAIM, DAMAGES OR OTHER LIABILITY, WHETHER IN AN ACTION OF CONTRACT, TORT OR OTHERWISE, ARISING FROM, OUT OF OR IN CONNECTION WITH THE SOFTWARE OR THE USE OR OTHER DEALINGS IN THE SOFTWARE.

Within this directory, each of the file listed below is licensed under the terms given in the file LICENSE-MPL, also in this directory.

basecvt.pod
gcd.pod
invmod.pod
isprime.pod
lap.pod
mpi-test.pod
prime.txt
png.pod

This is the copyright file
The GNU General Public License (GPL)

Version 2, June 1991

Copyright (C) 1989, 1991 Free Software Foundation, Inc.
51 Franklin Street, Fifth Floor, Boston, MA 02110-1301 USA

Everyone is permitted to copy and distribute verbatim copies of this license document, but changing it is not allowed.

Preamble

The licenses for most software are designed to take away your freedom to share and change it. By contrast, the GNU General Public License is intended to guarantee your freedom to share and change free software--to make sure the software is free for all its users. This General Public License applies to most of the Free Software Foundation's software and to any other program whose authors commit to using it. (Some other Free Software Foundation software is covered by the GNU Library General Public License instead.) You can apply it to your programs, too.

When we speak of free software, we are referring to freedom, not price. Our General Public Licenses are designed to make sure that you have the freedom to distribute copies of free software (and charge for this service if you wish), that you receive source code or can get it if you want it, that you can change the software or use pieces of it in new free programs; and that you know you can do these things.

To protect your rights, we need to make restrictions that forbid anyone to deny you these rights or to ask you to surrender the rights. These restrictions translate to certain responsibilities for you if you distribute copies of the software, or if you modify it.

For example, if you distribute copies of such a program, whether gratis or for a fee, you must give the recipients all the rights that you have. You must make sure that they, too, receive or can get the source code. And you must show them these terms so they know their rights.

We protect your rights with two steps: (1) copyright the software, and (2) offer you this license which gives you legal permission to copy, distribute and/or modify the software.

Also,

for each author's protection and ours, we want to make certain that everyone understands that there is no warranty for this free software. If the software is modified by someone else and passed on, we want its recipients to know that what they have is not the original, so that any problems introduced by others will not reflect on the original authors' reputations.

Finally, any free program is threatened constantly by software patents. We wish to avoid the danger that redistributors of a free program will

individually obtain patent licenses, in effect making the program proprietary. To prevent this, we have made it clear that any patent must be licensed for everyone's free use or not licensed at all.

The precise terms and conditions for copying, distribution and modification follow.

TERMS AND CONDITIONS FOR COPYING, DISTRIBUTION AND MODIFICATION

0. This License applies to any program or other work which contains a notice placed by the copyright holder saying it may be distributed under the terms of this General Public License. The "Program", below, refers to any such program or work, and a "work based on the Program" means either the Program or any derivative work under copyright law: that is to say, a work containing the Program or a portion of it, either verbatim or with modifications and/or translated into another language. (Hereinafter, translation is included without limitation in the term "modification".) Each licensee is addressed as "you".

Activities other than copying, distribution and modification are not covered by this License; they are outside its scope. The act of running the Program is not restricted, and the output from the Program is covered only if its contents constitute a work based on the Program (independent of having been made by running the Program). Whether that is true depends on what the Program does.

1. You may copy and distribute verbatim copies of the Program's source code as you receive it, in any medium, provided that you conspicuously and appropriately publish on each copy an appropriate copyright notice and disclaimer of warranty; keep intact all the notices that refer to this License and to the absence of any warranty; and give any other recipients of the Program a copy of this License along with the Program.

You may charge a fee for the physical act of transferring a copy, and you may at your option offer warranty protection in exchange for a fee.

2. You may modify your copy or copies of the Program or any portion of it, thus forming a work based on the Program, and copy and distribute such modifications or work under the terms of Section 1 above, provided that you also meet all of these conditions:

a) You must cause the modified files to carry prominent notices stating that you changed the files and the date of any change.

b) You must cause any work that you distribute or publish, that in whole or in part contains or is derived from the Program or any part thereof, to

be

licensed as a whole at no charge to all third parties under the terms of this License.

c) If the modified program normally reads commands interactively when run, you must cause it, when started running for such interactive use in the most ordinary way, to print or display an announcement including an appropriate copyright notice and a notice that there is no warranty (or else, saying that you provide a warranty) and that users may redistribute the program under these conditions, and telling the user how to view a copy of this License. (Exception: if the Program itself is interactive but does not normally print such an announcement, your work based on the Program is not required to print an announcement.)

These requirements apply to the modified work as a whole. If identifiable sections of that work are not derived from the Program, and can be reasonably considered independent and separate works in themselves, then this License, and its

terms, do not apply to those sections when you distribute them as separate works. But when you distribute the same sections as part of a whole which is a work based on the Program, the distribution of the whole must be on the terms of this License, whose permissions for other licensees extend to the entire whole, and thus to each and every part regardless of who wrote it.

Thus, it is not the intent of this section to claim rights or contest your rights to work written entirely by you; rather, the intent is to exercise the right to control the distribution of derivative or collective works based on the Program.

In addition, mere aggregation of another work not based on the Program with the Program (or with a work based on the Program) on a volume of a storage or distribution medium does not bring the other work under the scope of this License.

3. You may copy and distribute the Program (or a work based on it, under Section 2) in object code or executable form under the terms of Sections 1 and

2 above provided that you also do one of the following:

a) Accompany it with the complete corresponding machine-readable source code, which must be distributed under the terms of Sections 1 and 2 above on a medium customarily used for software interchange; or,

b) Accompany it with a written offer, valid for at least three years, to give any third party, for a charge no more than your cost of physically performing source distribution, a complete machine-readable copy of the corresponding source code, to be distributed under the terms of Sections 1 and 2 above on a medium customarily used for software interchange; or,

c) Accompany it with the information you received as to the offer to distribute corresponding source code. (This alternative is allowed only for noncommercial distribution and only if you received the program in object code or executable form with such an offer, in accord with Subsection b above.)

The source

code for a work means the preferred form of the work for making modifications to it. For an executable work, complete source code means all the source code for all modules it contains, plus any associated interface definition files, plus the scripts used to control compilation and installation of the executable. However, as a special exception, the source code distributed need not include anything that is normally distributed (in either source or binary form) with the major components (compiler, kernel, and so on) of the operating system on which the executable runs, unless that component itself accompanies the executable.

If distribution of executable or object code is made by offering access to copy from a designated place, then offering equivalent access to copy the source code from the same place counts as distribution of the source code, even though third parties are not compelled to copy the source along with the object code.

4. You may not copy, modify, sublicense, or distribute the Program except as expressly provided under this License. Any attempt otherwise to copy, modify, sublicense or distribute the Program is void, and will automatically terminate your rights under this License. However, parties who have received copies, or rights, from you under this License will not have their licenses terminated so long as such parties remain in full compliance.

5. You are not required to accept this License, since you have not signed it. However, nothing else grants you permission to modify or distribute the Program or its derivative works. These actions are prohibited by law if you do not accept this License. Therefore, by modifying or distributing the Program (or any work based on the Program), you indicate your acceptance of this License to do so, and all its terms and conditions for copying, distributing or modifying the Program or works based on it.

6. Each time you redistribute the Program (or any work based on the Program), the recipient automatically receives a license from the original licensor to copy, distribute or modify the Program subject to these terms and conditions. You may not impose any further restrictions on the recipients' exercise of the rights granted herein. You are not responsible for enforcing compliance by third parties to this License.

7. If, as a consequence of a court judgment or allegation of patent

infringement or for any other reason (not limited to patent issues), conditions are imposed on you (whether by court order, agreement or otherwise) that contradict the conditions of this License, they do not excuse you from the conditions of this License. If you cannot distribute so as to satisfy simultaneously your obligations under this License and any other pertinent obligations, then as a consequence you may not distribute the Program at all. For example, if a patent license would not permit royalty-free redistribution of the Program by all those who receive copies directly or indirectly through you,

then the only way you could satisfy both it and this License would be to refrain entirely from distribution of the Program.

If any portion of this section is held invalid or unenforceable under any particular circumstance, the balance of the section is intended to apply and the section as a whole is intended to apply in other circumstances.

It is not the purpose of this section to induce you to infringe any patents or other property right claims or to contest validity of any such claims; this section has the sole purpose of protecting the integrity of the free software distribution system, which is implemented by public license practices. Many people have made generous contributions to the wide range of software distributed through that system in reliance on consistent application of that system; it is up to the author/donor to decide if he or she is willing to distribute software through any other system and a licensee cannot impose that choice.

This section is intended to make thoroughly clear what is believed to be a consequence of the rest of this License.

8. If the distribution and/or use of the Program is restricted in certain countries either by patents or by copyrighted interfaces, the original copyright holder who places the Program under this License may add an explicit geographical distribution limitation excluding those countries, so that distribution is permitted only in or among countries not thus excluded. In such case, this License incorporates the limitation as if written in the body of this License.

9. The Free Software Foundation may publish revised and/or new versions of the General Public License from time to time. Such new versions will be similar in spirit to the present version, but may differ in detail to address new problems or concerns.

Each version is given a distinguishing version number. If the Program specifies a version number of this License which applies to it and "any later version", you have the option of following the terms and conditions either of that version or of any later version published by the Free Software Foundation.

If the Program does not specify a version number of this License, you may choose any version ever published by the Free Software Foundation.

10. If you wish to incorporate parts of the Program into other free programs whose distribution conditions are different, write to the author to ask for permission. For software which is copyrighted by the Free Software Foundation, write to the Free Software Foundation; we sometimes make exceptions for this. Our decision will be guided by the two goals of preserving the free status of all derivatives of our free software and of promoting the sharing and reuse of software generally.

NO WARRANTY

11. BECAUSE THE PROGRAM IS LICENSED FREE OF CHARGE, THERE IS NO WARRANTY FOR THE PROGRAM, TO THE EXTENT PERMITTED BY APPLICABLE LAW. EXCEPT WHEN OTHERWISE STATED IN WRITING THE COPYRIGHT HOLDERS AND/OR OTHER PARTIES PROVIDE THE PROGRAM "AS IS"

WITHOUT WARRANTY OF ANY KIND, EITHER EXPRESSED OR IMPLIED, INCLUDING, BUT NOT LIMITED TO, THE IMPLIED WARRANTIES OF MERCHANTABILITY AND FITNESS FOR A PARTICULAR PURPOSE. THE ENTIRE RISK AS TO THE QUALITY AND PERFORMANCE OF THE PROGRAM IS WITH YOU. SHOULD THE PROGRAM PROVE DEFECTIVE, YOU ASSUME THE COST OF ALL NECESSARY SERVICING, REPAIR OR CORRECTION.

12. IN NO EVENT UNLESS REQUIRED BY APPLICABLE LAW OR AGREED TO IN WRITING WILL ANY COPYRIGHT HOLDER, OR ANY OTHER PARTY WHO MAY MODIFY AND/OR REDISTRIBUTE THE PROGRAM AS PERMITTED ABOVE, BE LIABLE TO YOU FOR DAMAGES, INCLUDING ANY GENERAL, SPECIAL, INCIDENTAL OR CONSEQUENTIAL DAMAGES ARISING OUT OF THE USE OR INABILITY TO USE THE PROGRAM (INCLUDING BUT NOT LIMITED TO LOSS OF DATA OR DATA BEING RENDERED INACCURATE OR LOSSES SUSTAINED BY YOU OR THIRD PARTIES OR A FAILURE OF THE PROGRAM TO OPERATE WITH ANY OTHER PROGRAMS), EVEN IF SUCH HOLDER OR OTHER PARTY HAS BEEN ADVISED OF THE POSSIBILITY OF SUCH DAMAGES.

END OF TERMS AND CONDITIONS

How
to Apply These Terms to Your New Programs

If you develop a new program, and you want it to be of the greatest possible use to the public, the best way to achieve this is to make it free software which everyone can redistribute and change under these terms.

To do so, attach the following notices to the program. It is safest to attach them to the start of each source file to most effectively convey the exclusion of warranty; and each file should have at least the "copyright" line and a pointer to where the full notice is found.

One line to give the program's name and a brief idea of what it does.

Copyright (C) <year> <name of author>

This program is free software; you can redistribute it and/or modify it under the terms of the GNU General Public License as published by the Free Software Foundation; either version 2 of the License, or (at your option) any later version.

This program is distributed in the hope that it will be useful, but WITHOUT ANY WARRANTY; without even the implied warranty of MERCHANTABILITY or FITNESS FOR A PARTICULAR PURPOSE. See the GNU General Public License for more details.

You should have received a copy of the GNU General Public License along with this program; if not, write to the Free Software Foundation, Inc., 51 Franklin Street, Fifth Floor, Boston, MA 02110-1301 USA.

Also add information on how to contact you by electronic and paper mail.

If the program is interactive, make it output a short notice like this when it starts in an interactive mode:

Gnomovision version 69, Copyright (C) year name of author Gnomovision comes with ABSOLUTELY NO WARRANTY; for details type 'show w'. This is free software, and you are welcome to redistribute it under certain conditions; type 'show c' for details.

The hypothetical commands 'show w' and 'show c' should show the appropriate parts of the General Public License. Of course, the commands you use may be called something other than 'show w' and 'show c'; they could even be mouse-clicks or menu items--whatever suits your program.

You should also get your employer (if you work as a programmer) or your school, if any, to sign a "copyright disclaimer" for the program, if necessary. Here is a sample; alter the names:

Yoyodyne, Inc., hereby disclaims all copyright interest in the program 'Gnomovision' (which makes passes at compilers) written by James Hacker.

signature of Ty Coon, 1 April 1989

Ty Coon, President of Vice

This General Public License does not permit incorporating your program into proprietary programs. If your program is a subroutine library, you may consider it more useful to permit linking proprietary applications with the library. If this is what you want to do, use the GNU Library General Public

License instead of this License.

"CLASSPATH" EXCEPTION TO THE GPL

Certain source files distributed by Oracle America and/or its affiliates are subject to the following

clarification and special exception to the GPL, but

only where Oracle has expressly included in the particular source file's header the words "Oracle designates this particular file as subject to the "Classpath" exception as provided by Oracle in the LICENSE file that accompanied this code."

Linking this library statically or dynamically with other modules is making a combined work based on this library. Thus, the terms and conditions of the GNU General Public License cover the whole combination.

As a special exception, the copyright holders of this library give you permission to link this library with independent modules to produce an executable, regardless of the license terms of these independent modules, and to copy and distribute the resulting executable under terms of your choice, provided that you also meet, for each linked independent module, the terms and conditions of the license of that module. An independent module is a module

which is not derived from or based on this library. If

you modify this library, you may extend this exception to your version of the library, but you are not obligated to do so. If you do not wish to do so, delete this exception statement from your version.

NSS is available under the Mozilla Public License, version 2, a copy of which is below.

Note on GPL Compatibility

The MPL 2, section 3.3, permits you to combine NSS with code under the GNU General Public License (GPL) version 2, or any later version of that license, to make a Larger Work, and distribute the result under the GPL.

The only condition is that you must also make NSS, and any changes you have made to it, available to recipients under the terms of the MPL 2 also.

Anyone who receives the combined code from you does not have to continue to dual licence in this way, and may, if they wish, distribute under the terms of either of the two licences - either the MPL alone or the GPL alone. However, we discourage people from distributing copies of NSS under the GPL alone, because it means that any improvements they make cannot be reincorporated into the main version of NSS. There is never a need to do this for license compatibility reasons.

Note on LGPL Compatibility

The

above also applies to combining MPLed code in a single library with code under the GNU Lesser General Public License (LGPL) version 2.1, or any later version of that license. If the LGPLed code and the MPLed code are not in the same library, then the copyleft coverage of the two licences does not overlap, so no issues arise.

Mozilla Public License Version 2.0

=====

1. Definitions

1.1. "Contributor"

means each individual or legal entity that creates, contributes to the creation of, or owns Covered Software.

1.2. "Contributor Version"

means the combination of the Contributions of others (if any) used by a Contributor and that particular Contributor's Contribution.

1.3. "Contribution"

means Covered Software of a particular Contributor.

1.4. "Covered Software"

means Source Code Form to which the initial Contributor has attached the notice in Exhibit A, the Executable Form of such Source Code Form, and Modifications of such Source Code Form, in each case including portions thereof.

1.5. "Incompatible With Secondary Licenses"

means

(a) that the initial Contributor has attached the notice described in Exhibit B to the Covered Software; or

(b) that the Covered Software was made available under the terms of version 1.1 or earlier of the License, but not also under the terms of a Secondary License.

1.6. "Executable Form"

means any form of the work other than Source Code Form.

1.7. "Larger Work"

means a work that combines Covered Software with other material, in a separate file or files, that is not Covered Software.

1.8. "License"

means this document.

1.9. "Licensable"

means having the right to grant, to the maximum extent possible, whether at the time of the initial grant or subsequently, any and all of the rights conveyed by this License.

1.10. "Modifications"

means any
of the following:

(a) any file in Source Code Form that results from an addition to, deletion from, or modification of the contents of Covered Software; or

(b) any new file in Source Code Form that contains any Covered Software.

1.11. "Patent Claims" of a Contributor

means any patent claim(s), including without limitation, method, process, and apparatus claims, in any patent Licensable by such Contributor that would be infringed, but for the grant of the License, by the making, using, selling, offering for sale, having made, import, or transfer of either its Contributions or its Contributor Version.

1.12. "Secondary License"

means either the GNU General Public License, Version 2.0, the GNU Lesser General Public License, Version 2.1, the GNU Affero General Public License, Version 3.0, or any later versions of those licenses.

1.13. "Source Code Form"

means the form of the work preferred for making modifications.

1.14.

"You" (or "Your")

means an individual or a legal entity exercising rights under this License. For legal entities, "You" includes any entity that controls, is controlled by, or is under common control with You. For purposes of this definition, "control" means (a) the power, direct or indirect, to cause the direction or management of such entity, whether by contract or otherwise, or (b) ownership of more than fifty percent (50%) of the outstanding shares or beneficial

ownership of such entity.

2. License Grants and Conditions

2.1. Grants

Each Contributor hereby grants You a world-wide, royalty-free, non-exclusive license:

- (a) under intellectual property rights (other than patent or trademark) Licensable by such Contributor to use, reproduce, make available, modify, display, perform, distribute, and otherwise exploit its Contributions, either on an unmodified basis, with Modifications, or as part of a Larger Work; and
- (b) under Patent Claims of such Contributor to make, use, sell, offer for sale, have made, import, and otherwise transfer either its Contributions or its Contributor Version.

2.2. Effective Date

The licenses granted in Section 2.1 with respect to any Contribution become effective for each Contribution on the date the Contributor first distributes such Contribution.

2.3. Limitations on Grant Scope

The licenses granted in this Section 2 are the only rights granted under this License. No additional rights or licenses will be implied from the distribution or licensing of Covered Software under this License. Notwithstanding Section 2.1(b) above, no patent license is granted by a Contributor:

- (a) for any code that a Contributor has removed from Covered Software; or
- (b) for infringements caused by: (i) Your and any other third party's modifications of Covered Software, or (ii) the combination of its Contributions with other software (except as part of its Contributor Version); or
- (c) under Patent Claims infringed by Covered Software in the absence of its Contributions.

This License does not grant any rights in the trademarks, service marks,

or logos of any Contributor (except as may be necessary to comply with the notice requirements in Section 3.4).

2.4. Subsequent Licenses

No Contributor makes additional grants as a result of Your choice to distribute the Covered Software under a subsequent version of this License (see Section 10.2) or under the terms of a Secondary License (if permitted under the terms of Section 3.3).

2.5. Representation

Each Contributor represents that the Contributor believes its Contributions are its original creation(s) or it has sufficient rights to grant the rights to its Contributions conveyed by this License.

2.6. Fair Use

This License is not intended to limit any rights You have under applicable copyright doctrines of fair use, fair dealing, or other equivalents.

2.7. Conditions

Sections

3.1, 3.2, 3.3, and 3.4 are conditions of the licenses granted in Section 2.1.

3. Responsibilities

3.1. Distribution of Source Form

All distribution of Covered Software in Source Code Form, including any Modifications that You create or to which You contribute, must be under the terms of this License. You must inform recipients that the Source Code Form of the Covered Software is governed by the terms of this License, and how they can obtain a copy of this License. You may not attempt to alter or restrict the recipients' rights in the Source Code Form.

3.2. Distribution of Executable Form

If You distribute Covered Software in Executable Form then:

- (a) such Covered Software must also be made available in Source Code Form, as described in Section 3.1, and You must inform recipients of the Executable Form how they can obtain a copy of such Source Code

Form by reasonable means in a timely manner, at a charge no more than the cost of distribution to the recipient; and

(b) You may distribute such Executable Form under the terms of this License, or sublicense it under different terms, provided that the license for the Executable Form does not attempt to limit or alter the recipients' rights in the Source Code Form under this License.

3.3. Distribution of a Larger Work

You may create and distribute a Larger Work under terms of Your choice, provided that You also comply with the requirements of this License for the Covered Software. If the Larger Work is a combination of Covered Software with a work governed by one or more Secondary Licenses, and the Covered Software is not Incompatible With Secondary Licenses, this License permits You to additionally distribute such Covered Software under the terms of such Secondary License(s), so that the recipient of the Larger Work may, at their option, further distribute the Covered Software under the terms of either this License or such Secondary License(s).

3.4.

Notices

You may not remove or alter the substance of any license notices (including copyright notices, patent notices, disclaimers of warranty, or limitations of liability) contained within the Source Code Form of the Covered Software, except that You may alter any license notices to the extent required to remedy known factual inaccuracies.

3.5. Application of Additional Terms

You may choose to offer, and to charge a fee for, warranty, support, indemnity or liability obligations to one or more recipients of Covered Software. However, You may do so only on Your own behalf, and not on behalf of any Contributor. You must make it absolutely clear that any such warranty, support, indemnity, or liability obligation is offered by You alone, and You hereby agree to indemnify every Contributor for any liability incurred by such Contributor as a result of warranty, support, indemnity or liability terms You offer. You may include additional disclaimers of warranty and limitations of liability specific to any jurisdiction.

4. Inability to Comply Due to Statute or Regulation

If it is impossible for You to comply with any of the terms of this License with respect to some or all of the Covered Software due to statute, judicial order, or regulation then You must: (a) comply with the terms of this License to the maximum extent possible; and (b) describe the limitations and the code they affect. Such description must be placed in a text file included with all distributions of the Covered Software under this License. Except to the extent prohibited by statute or regulation, such description must be sufficiently detailed for a recipient of ordinary skill to be able to understand it.

5. Termination

5.1. The rights granted under this License will terminate automatically if You fail to comply with any of its terms. However, if You become compliant, then the rights granted under this License from a particular Contributor are reinstated (a) provisionally, unless and until such Contributor explicitly and finally terminates Your grants, and (b) on an ongoing basis, if such Contributor fails to notify You of the non-compliance by some reasonable means prior to 60 days after You have come back into compliance. Moreover, Your grants from a particular Contributor are reinstated on an ongoing basis if such Contributor notifies You of the non-compliance by some reasonable means, this is the first time You have received notice of non-compliance with this License from such Contributor, and You become compliant prior to 30 days after Your receipt of the notice.

5.2. If You initiate litigation against any entity by asserting a patent infringement claim (excluding declaratory judgment actions, counter-claims, and cross-claims) alleging that a Contributor Version directly or indirectly infringes any patent, then the rights granted to You by any and all Contributors for the Covered Software under Section 2.1 of this License shall terminate.

5.3. In the event of termination under Sections 5.1 or 5.2 above, all end user license agreements (excluding distributors and resellers) which have been validly granted by You or Your distributors under this License prior to termination shall survive termination.

```
*
*
* 6. Disclaimer of Warranty
* -----
*
* Covered Software is provided under this License on an "as is"
* basis, without warranty of any kind, either expressed, implied, or
```

* statutory, including, without limitation, warranties that the
 * Covered Software is free of defects, merchantable, fit for a
 * particular purpose or non-infringing. The entire
 risk as to the
 * quality and performance of the Covered Software is with You.
 * Should any Covered Software prove defective in any respect, You
 * (not any Contributor) assume the cost of any necessary servicing,
 * repair, or correction. This disclaimer of warranty constitutes an
 * essential part of this License. No use of any Covered Software is
 * authorized under this License except under this disclaimer.

* 7. Limitation of Liability

* -----

* Under no circumstances
 and under no legal theory, whether tort
 * (including negligence), contract, or otherwise, shall any
 * Contributor, or anyone who distributes Covered Software as
 * permitted above, be liable to You for any direct, indirect,
 * special, incidental, or consequential damages of any character
 * including, without limitation, damages for lost profits, loss of
 * goodwill, work stoppage, computer failure or malfunction, or any
 * and all other commercial damages or losses, even if such party
 * shall have been informed of the possibility of such damages. This
 * limitation of liability shall not apply to liability for death or
 * personal injury resulting from such party's negligence to the
 * extent applicable law prohibits such limitation. Some
 * jurisdictions do not allow the exclusion or limitation of
 * incidental or consequential damages, so this exclusion and
 *
 * limitation may not apply to You.

8. Litigation

Any litigation relating to this License may be brought only in the
 courts of a jurisdiction where the defendant maintains its principal
 place of business and such litigation shall be governed by laws of that
 jurisdiction, without reference to its conflict-of-law provisions.
 Nothing in this Section shall prevent a party's ability to bring
 cross-claims or counter-claims.

9. Miscellaneous

This License represents the complete agreement concerning the subject matter hereof. If any provision of this License is held to be unenforceable, such provision shall be reformed only to the extent necessary to make it enforceable. Any law or regulation which provides that the language of a contract shall be construed against the drafter shall

not be used to construe this License against a Contributor.

10. Versions of the License

10.1. New Versions

Mozilla Foundation is the license steward. Except as provided in Section 10.3, no one other than the license steward has the right to modify or publish new versions of this License. Each version will be given a distinguishing version number.

10.2. Effect of New Versions

You may distribute the Covered Software under the terms of the version of the License under which You originally received the Covered Software, or under the terms of any subsequent version published by the license steward.

10.3. Modified Versions

If you create software not governed by this License, and you want to create a new license for such software, you may create and use a modified version of this License if you rename the license and remove any references to the name of the license steward (except to note that such modified license differs from this License).

10.4. Distributing

Source Code Form that is Incompatible With Secondary Licenses

If You choose to distribute Source Code Form that is Incompatible With Secondary Licenses under the terms of this version of the License, the notice described in Exhibit B of this License must be attached.

Exhibit A - Source Code Form License Notice

This Source Code Form is subject to the terms of the Mozilla Public

License, v. 2.0. If a copy of the MPL was not distributed with this file, You can obtain one at <http://mozilla.org/MPL/2.0/>.

If it is not possible or desirable to put the notice in a particular file, then You may include the notice in a location (such as a LICENSE file in a relevant directory) where a recipient would be likely to look for such a notice.

You may add additional accurate notices of copyright ownership.

Exhibit B - "Incompatible With Secondary Licenses" Notice

This Source Code Form is "Incompatible With Secondary Licenses", as defined by the Mozilla Public License, v. 2.0. Copyright 2005 Sun Microsystems, Inc. All rights reserved. Use is subject to license terms.

This Source Code Form is subject to the terms of the Mozilla Public License, v. 2.0. If a copy of the MPL was not distributed with this file, You can obtain one at <http://mozilla.org/MPL/2.0/>.

***** BEGIN LICENSE BLOCK *****

Version: MPL 1.1/GPL 2.0/LGPL 2.1

The contents of this file are subject to the Mozilla Public License Version 1.1 (the "License"); you may not use this file except in compliance with the License. You may obtain a copy of the License at <http://www.mozilla.org/MPL/>

Software distributed under the License is distributed on an "AS IS" basis, WITHOUT WARRANTY OF ANY KIND, either express or implied. See the License for the specific language governing rights and limitations under the License.

The Original Code is the Netscape security libraries.

The Initial Developer of the Original Code is Netscape Communications Corporation. Portions created by Netscape are Copyright (C) 1994-2000 Netscape Communications Corporation. All Rights Reserved.

Contributor(s):

Alternatively, the contents of this file may be used under the terms of either the GNU General Public License Version 2 or later (the "GPL"), or the GNU Lesser General Public License Version 2.1 or later

(the "LGPL"),
in which case the provisions of the GPL or the LGPL are applicable instead
of those above. If you wish to allow use of your version of this file only
under the terms of either the GPL or the LGPL, and not to allow others to
use your version of this file under the terms of the MPL, indicate your
decision by deleting the provisions above and replace them with the notice
and other provisions required by the GPL or the LGPL. If you do not delete
the provisions above, a recipient may use your version of this file under
the terms of any one of the MPL, the GPL or the LGPL.

***** END LICENSE BLOCK *****

Mozilla Public License Version 2.0

=====

1. Definitions

1.1. "Contributor"

means each individual or legal entity that creates, contributes to
the creation of, or owns Covered Software.

1.2. "Contributor Version"

means the combination of the Contributions of others (if any) used
by a Contributor and that particular Contributor's Contribution.

1.3. "Contribution"

means Covered Software of a particular Contributor.

1.4. "Covered Software"

means Source Code Form to which the initial Contributor has attached
the notice in Exhibit A, the Executable Form of such Source Code
Form, and Modifications of such Source Code Form, in each case
including portions thereof.

1.5. "Incompatible With Secondary Licenses"

means

(a) that the initial Contributor has attached the notice described
in Exhibit B to the Covered Software; or

(b) that the Covered Software was made available under the terms of

version 1.1 or earlier of the License, but not also under the
terms of a Secondary License.

1.6. "Executable Form"

means any form of the work other than Source Code Form.

1.7. "Larger Work"

means a work that combines Covered Software with other material, in a separate file or files, that is not Covered Software.

1.8. "License"

means this document.

1.9. "Licensable"

means having the right to grant, to the maximum extent possible, whether at the time of the initial grant or subsequently, any and all of the rights conveyed by this License.

1.10. "Modifications"

means any of the following:

(a) any file in Source Code Form that results from an addition to, deletion from, or modification of the contents of Covered Software; or

(b) any new file in Source Code Form that contains any Covered Software.

1.11. "Patent Claims" of a Contributor

means any patent claim(s), including without limitation, method, process, and apparatus claims, in any patent Licensable by such Contributor that would be infringed, but for the grant of the License, by the making, using, selling, offering for sale, having made, import, or transfer of either its Contributions or its Contributor Version.

1.12. "Secondary License"

means either the GNU General Public License, Version 2.0, the GNU Lesser General Public License, Version 2.1, the GNU Affero General Public License, Version 3.0, or any later versions of those licenses.

1.13. "Source Code Form"

means the form of the work preferred for making modifications.

1.14. "You" (or "Your")

means an individual or a legal entity exercising rights under this License. For legal entities, "You" includes any entity that controls, is controlled by, or is under common control with You. For purposes of this definition, "control" means (a) the power, direct or indirect, to cause the direction or management of such entity, whether by contract or otherwise, or (b) ownership of more than fifty percent (50%) of the outstanding shares or beneficial ownership of such entity.

2. License Grants and Conditions

2.1. Grants

Each Contributor hereby grants You a world-wide, royalty-free, non-exclusive license:

- (a) under intellectual property rights (other than patent or trademark) Licensable by such Contributor to use, reproduce, make available, modify, display, perform, distribute, and otherwise exploit its Contributions, either on an unmodified basis, with Modifications, or as part of a Larger Work; and
- (b) under Patent Claims of such Contributor to make, use, sell, offer for sale, have made, import, and otherwise transfer either its Contributions or its Contributor Version.

2.2. Effective Date

The licenses granted in Section 2.1 with respect to any Contribution become effective for each Contribution on the date the Contributor first distributes such Contribution.

2.3. Limitations on Grant Scope

The licenses granted in this Section 2 are the only rights granted under this License. No additional rights or licenses will be implied from the distribution or licensing of Covered Software under this License. Notwithstanding Section 2.1(b) above, no patent license is granted by a Contributor:

- (a) for any code that a Contributor has removed from Covered Software; or
- (b) for infringements caused by: (i) Your and any other third party's modifications of Covered Software, or (ii) the combination of its Contributions with other software (except as part of its Contributor Version); or
- (c) under Patent Claims infringed by Covered Software in the absence of its Contributions.

This License does not grant any rights in the trademarks, service marks, or logos of any Contributor (except as may be necessary to comply with the notice requirements in Section 3.4).

2.4. Subsequent Licenses

No Contributor makes additional grants as a result of Your choice to distribute the Covered Software under a subsequent version of this License (see Section 10.2) or under the terms of a Secondary License (if permitted under the terms of Section 3.3).

2.5. Representation

Each Contributor represents that the Contributor believes its Contributions are its original creation(s) or it has sufficient rights to grant the rights to its Contributions conveyed by this License.

2.6. Fair Use

This License is not intended to limit any rights You have under applicable copyright doctrines of fair use, fair dealing, or other equivalents.

2.7. Conditions

Sections 3.1, 3.2, 3.3, and 3.4 are conditions of the licenses granted in Section 2.1.

3. Responsibilities

3.1. Distribution of Source Form

All distribution of Covered Software in Source Code Form, including any Modifications that You create or to which You contribute, must be under the terms of this License. You must inform recipients that the Source Code Form of the Covered Software is governed by the terms of this License, and how they can obtain a copy of this License. You may not attempt to alter or restrict the recipients' rights in the Source Code Form.

3.2. Distribution of Executable Form

If You distribute Covered Software in Executable Form then:

- (a) such Covered Software must also be made available in Source Code Form, as described in Section 3.1, and You must inform recipients of the Executable Form how they can obtain a copy of such Source Code Form by reasonable means in a timely manner, at a charge no more

than the cost of distribution to the recipient; and

(b) You may distribute such Executable Form under the terms of this License, or sublicense it under different terms, provided that the license for the Executable Form does not attempt to limit or alter the recipients' rights in the Source Code Form under this License.

3.3. Distribution of a Larger Work

You may create and distribute a Larger Work under terms of Your choice, provided that You also comply with the requirements of this License for the Covered Software. If the Larger Work is a combination of Covered Software with a work governed by one or more Secondary Licenses, and the Covered Software is not Incompatible With Secondary Licenses, this License permits You to additionally distribute such Covered Software under the terms of such Secondary License(s), so that the recipient of the Larger Work may, at their option, further distribute the Covered Software under the terms of either this License or such Secondary License(s).

3.4. Notices

You may not remove or alter the substance of any license notices (including copyright notices, patent notices, disclaimers of warranty, or limitations of liability) contained within the Source Code Form of the Covered Software, except that You may alter any license notices to the extent required to remedy known factual inaccuracies.

3.5. Application of Additional Terms

You may choose to offer, and to charge a fee for, warranty, support, indemnity or liability obligations to one or more recipients of Covered Software. However, You may do so only on Your own behalf, and not on behalf of any Contributor. You must make it absolutely clear that any such warranty, support, indemnity, or liability obligation is offered by You alone, and You hereby agree to indemnify every Contributor for any liability incurred by such Contributor as a result of warranty, support, indemnity or liability terms You offer. You may include additional disclaimers of warranty and limitations of liability specific to any jurisdiction.

4. Inability to Comply Due to Statute or Regulation

If it is impossible for You to comply with any of the terms of this License with respect to some or all of the Covered Software due to

statute, judicial order, or regulation then You must: (a) comply with the terms of this License to the maximum extent possible; and (b) describe the limitations and the code they affect. Such description must be placed in a text file included with all distributions of the Covered Software under this License. Except to the extent prohibited by statute or regulation, such description must be sufficiently detailed for a recipient of ordinary skill to be able to understand it.

5. Termination

5.1. The rights granted under this License will terminate automatically if You fail to comply with any of its terms. However, if You become compliant, then the rights granted under this License from a particular Contributor are reinstated (a) provisionally, unless and until such Contributor explicitly and finally terminates Your grants, and (b) on an ongoing basis, if such Contributor fails to notify You of the non-compliance by some reasonable means prior to 60 days after You have come back into compliance. Moreover, Your grants from a particular Contributor are reinstated on an ongoing basis if such Contributor notifies You of the non-compliance by some reasonable means, this is the first time You have received notice of non-compliance with this License from such Contributor, and You become compliant prior to 30 days after Your receipt of the notice.

5.2. If You initiate litigation against any entity by asserting a patent infringement claim (excluding declaratory judgment actions, counter-claims, and cross-claims) alleging that a Contributor Version directly or indirectly infringes any patent, then the rights granted to You by any and all Contributors for the Covered Software under Section 2.1 of this License shall terminate.

5.3. In the event of termination under Sections 5.1 or 5.2 above, all end user license agreements (excluding distributors and resellers) which have been validly granted by You or Your distributors under this License prior to termination shall survive termination.

*

*

* 6. Disclaimer of Warranty

*

* -----

*

*

*

* Covered Software is provided under this License on an "as is" *

* basis, without warranty of any kind, either expressed, implied, or *

* statutory, including, without limitation, warranties that the *

* Covered Software is free of defects, merchantable, fit for a particular purpose or non-infringing. The entire risk as to the quality and performance of the Covered Software is with You. Should any Covered Software prove defective in any respect, You (not any Contributor) assume the cost of any necessary servicing, repair, or correction. This disclaimer of warranty constitutes an essential part of this License. No use of any Covered Software is authorized under this License except under this disclaimer.

7. Limitation of Liability

Under no circumstances and under no legal theory, whether tort (including negligence), contract, or otherwise, shall any Contributor, or anyone who distributes Covered Software as permitted above, be liable to You for any direct, indirect, special, incidental, or consequential damages of any character including, without limitation, damages for lost profits, loss of goodwill, work stoppage, computer failure or malfunction, or any and all other commercial damages or losses, even if such party shall have been informed of the possibility of such damages. This limitation of liability shall not apply to liability for death or personal injury resulting from such party's negligence to the extent applicable law prohibits such limitation. Some jurisdictions do not allow the exclusion or limitation of incidental or consequential damages, so this exclusion and limitation may not apply to You.

8. Litigation

Any litigation relating to this License may be brought only in the courts of a jurisdiction where the defendant maintains its principal place of business and such litigation shall be governed by laws of that jurisdiction, without reference to its conflict-of-law provisions. Nothing in this Section shall prevent a party's ability to bring cross-claims or counter-claims.

9. Miscellaneous

This License represents the complete agreement concerning the subject matter hereof. If any provision of this License is held to be unenforceable, such provision shall be reformed only to the extent necessary to make it enforceable. Any law or regulation which provides that the language of a contract shall be construed against the drafter shall not be used to construe this License against a Contributor.

10. Versions of the License

10.1. New Versions

Mozilla Foundation is the license steward. Except as provided in Section 10.3, no one other than the license steward has the right to modify or publish new versions of this License. Each version will be given a distinguishing version number.

10.2. Effect of New Versions

You may distribute the Covered Software under the terms of the version of the License under which You originally received the Covered Software, or under the terms of any subsequent version published by the license steward.

10.3. Modified Versions

If you create software not governed by this License, and you want to create a new license for such software, you may create and use a modified version of this License if you rename the license and remove any references to the name of the license steward (except to note that such modified license differs from this License).

10.4. Distributing Source Code Form that is Incompatible With Secondary Licenses

If You choose to distribute Source Code Form that is Incompatible With Secondary Licenses under the terms of this version of the License, the notice described in Exhibit B of this License must be attached.

Exhibit A - Source Code Form License Notice

This Source Code Form is subject to the terms of the Mozilla Public License, v. 2.0. If a copy of the MPL was not distributed with this

file, You can obtain one at <http://mozilla.org/MPL/2.0/>.

If it is not possible or desirable to put the notice in a particular file, then You may include the notice in a location (such as a LICENSE file in a relevant directory) where a recipient would be likely to look for such a notice.

You may add additional accurate notices of copyright ownership.

Exhibit B - "Incompatible With Secondary Licenses" Notice

This Source Code Form is "Incompatible With Secondary Licenses", as defined by the Mozilla Public License, v. 2.0.
Copyright (c) %YEARS% Oracle and/or its affiliates. All rights reserved.

Redistribution and use in source and binary forms, with or without modification, are permitted provided that the following conditions are met:

- Redistributions of source code must retain the above copyright notice, this list of conditions and the following disclaimer.
- Redistributions in binary form must reproduce the above copyright notice, this list of conditions and the following disclaimer in the documentation and/or other materials provided with the distribution.
- Neither the name of Oracle nor the names of its contributors may be used to endorse or promote products derived from this software without specific prior written permission.

THIS SOFTWARE IS PROVIDED BY THE COPYRIGHT HOLDERS AND CONTRIBUTORS "AS IS" AND ANY EXPRESS OR IMPLIED WARRANTIES, INCLUDING, BUT NOT LIMITED TO, THE IMPLIED WARRANTIES OF MERCHANTABILITY AND FITNESS FOR A PARTICULAR PURPOSE ARE DISCLAIMED. IN NO EVENT SHALL THE COPYRIGHT OWNER OR CONTRIBUTORS BE LIABLE FOR ANY DIRECT, INDIRECT, INCIDENTAL, SPECIAL, EXEMPLARY, OR CONSEQUENTIAL DAMAGES (INCLUDING, BUT NOT LIMITED TO, PROCUREMENT OF SUBSTITUTE GOODS OR SERVICES; LOSS OF USE, DATA, OR PROFITS; OR BUSINESS INTERRUPTION) HOWEVER CAUSED AND ON ANY THEORY OF LIABILITY, WHETHER IN CONTRACT, STRICT LIABILITY, OR TORT (INCLUDING NEGLIGENCE OR OTHERWISE) ARISING IN ANY WAY OUT OF THE USE OF THIS SOFTWARE, EVEN IF ADVISED OF THE POSSIBILITY OF SUCH DAMAGE.
COMMON DEVELOPMENT AND DISTRIBUTION LICENSE (CDDL) Version 1.0

1. Definitions.

- 1.1. Contributor. means each individual or entity that creates or contributes to the creation of Modifications.

1.2. Contributor Version. means the combination of the Original Software, prior Modifications used by a Contributor (if any), and the Modifications made by that particular Contributor.

1.3. Covered Software. means (a) the Original Software, or (b) Modifications, or (c) the combination of files containing Original Software with files containing Modifications, in each case including portions thereof.

1.4. Executable. means the Covered Software in any form other than Source Code.

1.5. Initial Developer. means the individual or entity that first makes Original Software available under this License.

1.6. Larger Work. means a work which combines Covered Software or portions thereof with code not governed by the terms of this License.

1.7. License. means this document.

1.8.

Licensable. means having the right to grant, to the maximum extent possible, whether at the time of the initial grant or subsequently acquired, any and all of the rights conveyed herein.

1.9. Modifications. means the Source Code and Executable form of any of the following:

A. Any file that results from an addition to, deletion from or modification of the contents of a file containing Original Software or previous Modifications;

B. Any new file that contains any part of the Original Software or previous Modification; or

C. Any new file that is contributed or otherwise made available under the terms of this License.

1.10. Original Software. means the Source Code and Executable form of computer software code that is originally released under this License.

1.11. Patent Claims. means any patent claim(s), now owned or hereafter acquired, including without limitation, method, process, and apparatus claims, in any patent Licensable by grantor.

1.12.

Source Code. means (a) the common form of computer software code in which modifications are made and (b) associated documentation included in or with such code.

1.13. You. (or .Your.) means an individual or a legal entity exercising rights under, and complying with all of the terms of, this License. For legal entities, .You. includes any entity which controls, is controlled by, or is under common control with You. For purposes of this definition, .control. means (a) the power, direct or indirect, to cause the direction or management of such entity, whether by contract or otherwise, or (b) ownership of more than fifty percent (50%) of the outstanding shares or beneficial ownership of such entity.

2. License Grants.

2.1. The Initial Developer Grant.

Conditioned upon Your compliance with Section 3.1 below and subject to third party intellectual property claims, the Initial Developer hereby grants You a world-wide, royalty-free, non-exclusive license:

(a) under intellectual property rights (other than patent or trademark) Licensable by Initial Developer, to use, reproduce, modify, display, perform, sublicense and distribute the Original Software (or portions thereof), with or without Modifications, and/or as part of a Larger Work; and

(b) under Patent Claims infringed by the making, using or selling of Original Software, to make, have made, use, practice, sell, and offer for sale, and/or otherwise dispose of the Original Software (or portions thereof).

(c) The licenses granted in Sections 2.1(a) and (b) are effective on the date Initial Developer first distributes or otherwise makes the Original Software available to a third party under the terms of this License.

(d) Notwithstanding Section 2.1(b) above, no patent license is granted: (1) for code that You delete from the Original Software, or (2) for infringements caused by: (i) the modification of the Original Software, or (ii) the combination of the Original Software with other software or devices.

2.2. Contributor Grant.

Conditioned upon Your compliance with Section 3.1 below and subject to third party intellectual property claims, each Contributor hereby grants You a world-wide, royalty-free, non-exclusive license:

(a) under intellectual property rights (other than patent or trademark) Licensable by Contributor to use, reproduce, modify, display, perform, sublicense and distribute the Modifications created by such Contributor (or portions thereof), either on an unmodified basis, with other Modifications, as Covered Software and/or as part of a Larger Work; and

(b) under Patent Claims infringed by the making, using, or selling of Modifications made by that Contributor either alone and/or in combination with its Contributor Version (or portions of such combination), to make, use, sell, offer for sale, have made, and/or otherwise dispose of: (1) Modifications made by that Contributor (or portions thereof); and (2) the combination of Modifications made by that Contributor with its Contributor Version (or portions of such combination).

(c) The licenses granted in Sections 2.2(a) and 2.2(b) are effective on the date Contributor first distributes or otherwise makes the Modifications available to a third party.

(d) Notwithstanding Section 2.2(b) above, no patent license is granted: (1) for any code that Contributor has deleted from the Contributor Version; (2) for infringements caused by: (i) third party modifications of Contributor Version, or (ii) the combination of Modifications made by that Contributor with other software (except as part of the Contributor Version) or other devices; or (3) under Patent Claims infringed by Covered Software in the absence of Modifications made by that Contributor.

3. Distribution Obligations.

3.1. Availability of Source Code.

Any Covered Software that You distribute or otherwise make available in Executable form must also be made available in Source Code form and that Source Code form must be distributed only under the terms of this License. You must include a copy of this License with every copy of the Source Code form of the Covered Software You distribute or otherwise make available. You must inform recipients of any such Covered Software in Executable form as to how they can obtain such Covered Software in Source Code form in a reasonable manner on or through a medium customarily used for software exchange.

3.2. Modifications.

The Modifications that You create or to which You contribute are governed by the terms of this License. You represent that You believe Your Modifications are Your original creation(s) and/or You have sufficient rights to grant the rights conveyed by this License.

3.3. Required Notices.

You must include a notice in each of Your Modifications that identifies You as the Contributor of the Modification. You may not remove or alter any copyright, patent or trademark notices contained within the Covered Software, or any notices of licensing or any descriptive text giving attribution to any Contributor or the Initial Developer.

3.4. Application of Additional Terms.

You may not offer or impose any terms on any Covered Software in Source Code form that alters or restricts the applicable version of this License or the recipients' rights hereunder. You may choose to offer, and to charge a fee for, warranty, support, indemnity or liability obligations to one or more recipients of Covered Software. However, you may do so only on Your own behalf, and not on behalf of the Initial Developer or any Contributor. You must make it absolutely clear that any such warranty, support, indemnity or liability obligation is offered by You alone, and You hereby agree to indemnify the Initial Developer and every Contributor for any liability incurred by the Initial Developer or such Contributor as a result of warranty, support, indemnity or liability terms You offer.

3.5. Distribution of Executable Versions.

You may distribute the Executable form of the Covered Software under the terms of this License or under the terms of a license of Your choice, which may contain terms different from this License, provided that You are in compliance with the terms of this License and that the license for the Executable form does not attempt to limit or alter the recipient's rights in the Source Code form from the rights set forth in this License. If You distribute the Covered Software in Executable form under a different license, You must make it absolutely clear that any terms which differ from this License are offered by You alone, not by the Initial Developer or Contributor. You hereby agree to indemnify the Initial Developer and every Contributor for any liability incurred by the Initial Developer or such Contributor as a result of any such terms You offer.

3.6. Larger Works.

You may create a Larger Work by combining Covered Software with other code not governed by the terms of this License and distribute the Larger Work as a single product. In such a case, You must make sure the requirements of this License are fulfilled for the Covered Software.

4. Versions of the License.

4.1. New Versions.

Sun Microsystems, Inc. is the initial license steward and may publish revised and/or new versions of this License from time to time. Each version will be given a distinguishing version number. Except as provided in Section 4.3, no one other than the license steward has the right to modify this License.

4.2. Effect of New Versions.

You may always continue to use, distribute or otherwise make the Covered Software available under the terms of the version of the License under which You originally received the Covered Software. If the Initial Developer includes a notice in the Original Software prohibiting it from being distributed or otherwise made available under any subsequent version of the

License, You must distribute and make the Covered Software available under the terms of the version of the License under which You originally received the Covered Software. Otherwise, You may also choose to use, distribute or otherwise make the Covered Software available under the terms of any subsequent version of the License published by the license steward.

4.3. Modified Versions.

When You are an Initial Developer and You want to create a new license for Your Original Software, You may create and use a modified version of this License if You: (a) rename the license and remove any references to the name of the license steward (except to note that the license differs from this License); and (b) otherwise make it clear that the license contains terms which differ from this License.

5. DISCLAIMER OF WARRANTY.

COVERED SOFTWARE IS PROVIDED UNDER THIS LICENSE ON AN .AS IS. BASIS, WITHOUT WARRANTY OF ANY KIND, EITHER EXPRESSED OR IMPLIED, INCLUDING, WITHOUT LIMITATION, WARRANTIES

THAT THE COVERED SOFTWARE IS FREE OF DEFECTS, MERCHANTABILITY, FIT FOR A PARTICULAR PURPOSE OR NON-INFRINGEMENT. THE ENTIRE RISK AS TO THE QUALITY AND PERFORMANCE OF THE COVERED SOFTWARE IS WITH YOU. SHOULD ANY COVERED SOFTWARE PROVE DEFECTIVE IN ANY RESPECT, YOU (NOT THE INITIAL DEVELOPER OR ANY OTHER CONTRIBUTOR) ASSUME THE COST OF ANY NECESSARY SERVICING, REPAIR OR CORRECTION. THIS DISCLAIMER OF WARRANTY CONSTITUTES AN ESSENTIAL PART OF THIS LICENSE. NO USE OF ANY COVERED SOFTWARE IS AUTHORIZED HEREUNDER EXCEPT UNDER THIS DISCLAIMER.

6. TERMINATION.

6.1. This License and the rights granted hereunder will terminate automatically if You fail to comply with terms herein and fail to cure such breach within 30 days of becoming aware of the breach. Provisions which, by their nature, must remain in effect beyond the termination of this License shall survive.

6.2. If You assert a patent infringement claim (excluding declaratory judgment actions) against Initial Developer or a Contributor (the Initial Developer or Contributor against whom You assert such claim is referred to as .Participant.) alleging that the Participant Software (meaning the Contributor Version where the Participant is a Contributor or the Original Software where the Participant is the Initial Developer) directly or indirectly infringes any patent, then any and all rights granted directly or indirectly to You by such Participant, the Initial Developer (if the Initial Developer is not the Participant) and all Contributors under Sections 2.1 and/or 2.2 of this License shall, upon 60 days notice from Participant terminate prospectively and automatically at the expiration of such 60 day notice period, unless if within such 60 day period You withdraw Your claim with respect to the Participant Software

against such Participant either unilaterally or pursuant to a written agreement with Participant.

6.3. In the event of termination under Sections 6.1 or 6.2 above, all end user licenses that have been validly granted by You or any distributor hereunder prior to termination (excluding licenses granted to You by any distributor) shall survive termination.

7. LIMITATION OF LIABILITY.

UNDER NO CIRCUMSTANCES AND UNDER NO LEGAL THEORY, WHETHER TORT (INCLUDING NEGLIGENCE), CONTRACT, OR OTHERWISE, SHALL YOU, THE INITIAL DEVELOPER, ANY OTHER CONTRIBUTOR, OR ANY DISTRIBUTOR OF COVERED SOFTWARE, OR ANY SUPPLIER OF ANY OF SUCH PARTIES, BE LIABLE TO ANY PERSON FOR ANY INDIRECT, SPECIAL, INCIDENTAL, OR CONSEQUENTIAL DAMAGES OF ANY CHARACTER INCLUDING, WITHOUT LIMITATION, DAMAGES FOR LOST PROFITS, LOSS OF GOODWILL, WORK STOPPAGE, COMPUTER FAILURE OR MALFUNCTION, OR ANY AND ALL OTHER COMMERCIAL DAMAGES OR LOSSES, EVEN IF SUCH PARTY SHALL HAVE BEEN INFORMED OF THE POSSIBILITY OF SUCH DAMAGES. THIS LIMITATION OF LIABILITY SHALL NOT APPLY TO LIABILITY FOR DEATH OR PERSONAL INJURY RESULTING FROM SUCH PARTY'S NEGLIGENCE TO THE EXTENT APPLICABLE LAW PROHIBITS SUCH LIMITATION. SOME JURISDICTIONS DO NOT ALLOW THE EXCLUSION OR LIMITATION OF INCIDENTAL OR CONSEQUENTIAL DAMAGES, SO THIS EXCLUSION AND LIMITATION MAY NOT APPLY TO YOU.

8. U.S. GOVERNMENT END USERS.

The Covered Software is a .commercial item., as that term is defined in 48 C.F.R. 2.101 (Oct. 1995), consisting of .commercial computer software. (as that term is defined at 48 C.F.R. 252.227-7014(a)(1)) and .commercial computer software documentation. as such terms are used in 48 C.F.R. 12.212 (Sept. 1995). Consistent with 48 C.F.R. 12.212 and 48 C.F.R. 227.7202-1 through 227.7202-4 (June 1995), all U.S. Government End Users acquire Covered Software with only those rights set forth herein. This U.S. Government Rights clause is in lieu of, and supersedes, any other FAR, DFAR, or other clause or provision that addresses Government rights in computer software under this License.

9. MISCELLANEOUS.

This License represents the complete agreement concerning subject matter hereof. If any provision of this License is held to be unenforceable, such provision shall be reformed only to the extent necessary to make it enforceable. This License shall be governed by the law of the jurisdiction specified in a notice contained within the Original Software (except to the extent applicable law, if any, provides otherwise), excluding such jurisdiction's conflict-of-law provisions. Any litigation relating to this License shall be subject to the jurisdiction of the courts located in the jurisdiction and venue specified in a notice contained within the Original Software, with the losing party responsible for costs, including, without limitation, court costs and reasonable attorneys' fees and expenses. The application of the United Nations Convention on Contracts for the International Sale of Goods is expressly excluded. Any law or regulation which provides that the language of a contract shall be construed against the drafter shall not apply to this License. You agree that You alone are responsible for compliance with the United States export administration regulations (and the export control laws and regulation of any other countries) when You use, distribute or otherwise make available any Covered Software.

10. RESPONSIBILITY FOR CLAIMS.

As between Initial Developer and the Contributors, each party is responsible for claims and damages arising, directly or indirectly, out of its utilization of rights under this License and You agree to work with Initial Developer and Contributors to distribute such responsibility on an equitable basis. Nothing herein is intended or shall be deemed to constitute any admission of liability.

NOTICE PURSUANT TO SECTION 9 OF THE COMMON DEVELOPMENT AND DISTRIBUTION LICENSE (CDDL)

The code released under the CDDL shall be governed by the laws of the State of California (excluding conflict-of-law provisions). Any litigation relating to this License shall be subject to the jurisdiction of the Federal Courts of the Northern District of California and the state courts of the State of California, with venue lying in Santa Clara County, California.

The GNU General Public License (GPL) Version 2, June 1991

Copyright (C) 1989, 1991 Free Software Foundation, Inc. 59 Temple Place, Suite 330, Boston, MA 02111-1307 USA

Everyone is permitted to copy and distribute verbatim copies of this license document, but changing it is not allowed.

Preamble

The licenses for most software are designed to take away your freedom to share and change it. By contrast, the GNU General Public License is intended to guarantee your freedom to share and change free software--to make sure the software is free for all its users. This General Public License applies to most of the Free Software Foundation's software and to any other program whose authors commit to using it. (Some other Free Software Foundation software is covered by the GNU Library General Public License instead.) You can apply it to your programs, too.

When we speak of free software,

we are referring to freedom, not price. Our General Public Licenses are designed to make sure that you have the freedom to distribute copies of free software (and charge for this service if you wish), that you receive source code or can get it if you want it, that you can change the software or use pieces of it in new free programs; and that you know you can do these things.

To protect your rights, we need to make restrictions that forbid anyone to deny you these rights or to ask you to surrender the rights. These restrictions translate to certain responsibilities for you if you distribute copies of the software, or if you modify it.

For example, if you distribute copies of such a program, whether gratis or for a fee, you must give the recipients all the rights that you have. You must make sure that they, too, receive or can get the source code. And you must show them these terms so they know their rights.

We protect your rights with two steps: (1) copyright the software, and (2) offer

you this license which gives you legal permission to copy, distribute and/or modify the software.

Also, for each author's protection and ours, we want to make certain that everyone understands that there is no warranty for this free software. If the software is modified by someone else and passed on, we want its recipients to know that what they have is not the original, so that any problems introduced by others will not reflect on the original authors' reputations.

Finally, any free program is threatened constantly by software patents. We wish to avoid the danger that redistributors of a free program will individually obtain patent licenses, in effect making the program proprietary. To prevent this, we have made it clear that any patent must be licensed for everyone's free use or not licensed at all.

The precise terms and conditions for copying, distribution and modification follow.

TERMS AND CONDITIONS FOR COPYING, DISTRIBUTION AND MODIFICATION

0. This License applies to any program or other work which contains a notice placed by the copyright holder saying it may be distributed under the terms of this General Public License. The "Program", below, refers to any such program or work, and a "work based on the Program" means either the Program or any derivative work under copyright law: that is to say, a work containing the Program or a portion of it, either verbatim or with modifications and/or translated into another language. (Hereinafter, translation is included without limitation in the term "modification".) Each licensee is addressed as "you".

Activities other than copying, distribution and modification are not covered by this License; they are outside its scope. The act of running the Program is not restricted, and the output from the Program is covered only if its contents constitute a work based on the Program (independent of having been made by running the Program). Whether that is true depends on what the Program does.

1. You may copy and distribute verbatim copies of the Program's source code as you receive it, in any medium, provided that you conspicuously and appropriately publish on each copy an appropriate copyright notice and disclaimer of warranty; keep intact all the notices that refer to this License and to the absence of any warranty; and give any other recipients of the Program a copy of this License along with the Program.

You may charge a fee for the physical act of transferring a copy, and you may at your option offer warranty protection in exchange for a fee.

2. You may modify your copy or copies of the Program or any portion of it, thus forming a work based on the Program, and copy and distribute such modifications or work under the terms of Section 1 above, provided that you also meet all of these conditions:

a) You must cause the modified files to carry prominent notices stating that you changed the files and the date of any change.

b) You must cause any work that you distribute or publish, that in whole or in part contains or is derived from the Program or any part thereof, to be licensed as a whole at no charge to all third parties under the terms of this License.

c) If the modified program normally reads commands interactively when run, you must cause it, when started running for such interactive use in the most ordinary way, to print or display an announcement including an appropriate copyright notice and a notice that there is no warranty (or else, saying that you provide a warranty) and that users may redistribute the program under these conditions, and telling the user how to view a copy of this License. (Exception: if the Program itself is interactive but does not normally print such an announcement, your work based on the Program is not required to print an announcement.)

These requirements apply to the modified work as a whole. If identifiable sections of that work are not derived from the Program, and can be reasonably considered independent and separate works in themselves, then this License, and its terms, do not apply to those sections when you distribute them as separate works. But when you distribute the same sections as part of a whole which is a work based on the Program, the distribution of the whole must be on the terms of this License, whose permissions for other licensees extend to the entire whole, and thus to each and every part regardless of who wrote it.

Thus, it is not the intent of this section to claim rights or contest your rights to work written entirely by you; rather, the intent is to exercise the right to control the distribution of derivative or collective works based on the Program.

In addition, mere aggregation of another work not based on the Program with the Program (or with a work based on the Program) on a volume of a storage or distribution medium does not bring the other work under the scope of this License.

3. You may copy and distribute the Program (or a work based on it, under Section 2) in object code or executable form under the terms of Sections 1 and 2 above provided that you also do one of the following:

a) Accompany it with the complete corresponding machine-readable source code, which must be distributed under the terms of Sections 1 and 2 above on a medium customarily used for software interchange; or,

b) Accompany it with a written offer, valid for at least three years, to give any third party, for a charge no more than your cost of physically performing source distribution, a complete machine-readable copy of the corresponding source code, to be distributed under the terms of Sections 1 and 2 above on a medium customarily used for software interchange; or,

c) Accompany it with the information you received as to the offer to distribute corresponding source code. (This alternative is allowed only for noncommercial distribution and only if you received the program in object code or executable form with such an offer, in accord with Subsection b above.)

The source code

for a work means the preferred form of the work for making modifications to it. For an executable work, complete source code means all the source code for all modules it contains, plus any associated interface definition files, plus the scripts used to control compilation and installation of the executable. However, as a special exception, the source code distributed need not include anything that is normally distributed (in either source or binary form) with the major components (compiler, kernel, and so on) of the operating system on which the executable runs, unless that component itself accompanies the executable.

If distribution of executable or object code is made by offering access to copy from a designated place, then offering equivalent access to copy the source code from the same place counts as distribution of the source code, even though third parties are not compelled to copy the source along with the object code.

4. You may not copy, modify, sublicense, or distribute the Program except as expressly provided under this License. Any attempt otherwise to copy, modify, sublicense or distribute the Program is void, and will automatically terminate your rights under this License. However, parties who have received copies, or rights, from you under this License will not have their licenses terminated so long as such parties remain in full compliance.
5. You are not required to accept this License, since you have not signed it. However, nothing else grants you permission to modify or distribute the Program or its derivative works. These actions are prohibited by law if you do not accept this License. Therefore, by modifying or distributing the Program (or any work based on the Program), you indicate your acceptance of this License to do so, and all its terms and conditions for copying, distributing or modifying the Program or works based on it.
6. Each time you redistribute the Program (or any work based on the Program), the recipient automatically receives a license from the original licensor to copy, distribute or modify the Program subject to these terms and conditions. You may not impose any further restrictions on the recipients' exercise of the rights granted herein. You are not responsible for enforcing compliance by third parties to this License.
7. If, as a consequence of a court judgment or allegation of patent infringement or for any other reason (not limited to patent issues), conditions are imposed on you (whether by court order, agreement or otherwise) that contradict the conditions of this License, they do not excuse you from the conditions of this License. If you cannot distribute so as to satisfy simultaneously your obligations under this License and any other pertinent obligations, then as a consequence you may not distribute the Program at all. For example, if a patent license would not permit royalty-free redistribution of the Program by all those who receive copies directly or indirectly through you, then the only way you could satisfy both it and this License would be to refrain entirely from distribution of the Program.

If any portion of this section is held invalid or unenforceable under any particular circumstance, the balance of the section is intended to apply and the section as a whole is intended to apply in other circumstances.

It is not the purpose of this section to induce you to infringe any patents or other property right claims or to contest validity of any such claims; this section has the sole purpose of protecting the integrity of the free software distribution system, which is implemented by public license practices. Many people have made generous contributions to the wide range of software distributed through that system in reliance on consistent application of that system; it is up to the author/donor to decide if he or she is willing to distribute software through any other system and a licensee cannot impose that choice.

This section is intended to make thoroughly clear what is believed to be a consequence of the rest of this License.

8. If the distribution and/or use of the Program is restricted in certain countries either by patents or by copyrighted interfaces, the original copyright holder who places the Program under this License may add an explicit geographical distribution limitation excluding those countries, so that distribution is permitted only in or among countries not thus excluded. In such case, this License incorporates the limitation as if written in the body of this License.
9. The Free Software Foundation may publish revised and/or new versions of the General Public License from time to time. Such new versions will be similar in spirit to the present version, but may differ in detail to address new problems or concerns.

Each version is given a distinguishing version number. If the Program specifies a version number of this License which applies to it and "any later version", you have the option of following the terms and conditions either of that version or of any later version published by the Free Software Foundation. If the Program does not specify a version number of this License, you may choose any version ever published by the Free Software Foundation.

10. If you wish to incorporate parts of the Program into other free programs whose distribution conditions are different, write to the author to ask for permission. For software which is copyrighted by the Free Software Foundation, write to the Free Software Foundation; we sometimes make exceptions for this. Our decision will be guided by the two goals of preserving the free status of all derivatives of our free software and of promoting the sharing and reuse of software generally.

NO WARRANTY

11. BECAUSE THE PROGRAM IS LICENSED FREE OF CHARGE, THERE IS NO WARRANTY FOR THE PROGRAM, TO THE EXTENT PERMITTED BY APPLICABLE LAW. EXCEPT WHEN OTHERWISE STATED IN WRITING THE COPYRIGHT HOLDERS AND/OR OTHER PARTIES PROVIDE THE PROGRAM "AS IS" WITHOUT WARRANTY OF ANY KIND, EITHER EXPRESSED OR IMPLIED, INCLUDING, BUT NOT LIMITED TO, THE IMPLIED WARRANTIES OF MERCHANTABILITY AND FITNESS FOR A PARTICULAR PURPOSE. THE ENTIRE RISK AS TO THE QUALITY AND PERFORMANCE OF THE PROGRAM IS WITH YOU. SHOULD THE PROGRAM PROVE DEFECTIVE, YOU ASSUME THE COST OF ALL NECESSARY SERVICING, REPAIR OR CORRECTION.

12. IN NO EVENT UNLESS REQUIRED BY APPLICABLE LAW OR AGREED TO IN WRITING WILL ANY COPYRIGHT HOLDER, OR ANY OTHER PARTY WHO MAY MODIFY AND/OR REDISTRIBUTE THE PROGRAM AS PERMITTED ABOVE, BE LIABLE TO YOU FOR DAMAGES, INCLUDING ANY GENERAL, SPECIAL, INCIDENTAL OR CONSEQUENTIAL DAMAGES ARISING OUT OF THE USE OR INABILITY TO USE THE PROGRAM (INCLUDING BUT NOT LIMITED TO LOSS OF DATA OR DATA BEING RENDERED INACCURATE OR LOSSES SUSTAINED BY YOU OR THIRD PARTIES OR A FAILURE OF THE PROGRAM TO OPERATE WITH ANY OTHER PROGRAMS), EVEN IF SUCH HOLDER OR OTHER PARTY HAS BEEN ADVISED OF THE POSSIBILITY OF SUCH DAMAGES.

END OF TERMS AND CONDITIONS

How to Apply These Terms to Your New Programs

If you develop a new program, and you want it to be of the greatest possible use to the public, the best way to achieve this is to make it free software which everyone can redistribute and change under these terms.

To do so, attach the following notices to the program. It is safest to attach them to the start of each source file to most effectively convey the exclusion of warranty; and each file should have at least the "copyright" line and a pointer to where the full notice is found.

One line to give the program's name and a brief idea of what it does.

Copyright (C)

This program is free software; you can redistribute it and/or modify it under the terms of the GNU General Public License as published by the Free Software Foundation; either version 2 of the License, or (at your option) any later version.

This program is distributed in the hope that it will be useful, but WITHOUT ANY WARRANTY; without even the implied warranty of MERCHANTABILITY or FITNESS FOR A PARTICULAR PURPOSE. See the GNU General Public License for more details.

You should have received a copy of the GNU General Public License along with this program; if not, write to the Free Software Foundation, Inc., 59 Temple Place, Suite 330, Boston, MA 02111-1307 USA

Also add information on how to contact you by electronic and paper mail.

If the program is interactive, make it output a short notice like this when it starts in an interactive mode:

Gnomovision version 69, Copyright (C) year name of author

Gnomovision comes with ABSOLUTELY NO WARRANTY; for details type `show w'. This is free software, and you are welcome to redistribute it under certain conditions; type `show c' for details.

The hypothetical commands `show w' and `show c' should show the appropriate parts of the General Public License. Of course, the commands you use may be called something other than `show w' and `show c'; they could even be mouse-clicks or menu items--whatever suits your program.

You should also get your employer (if you work as a programmer) or your school, if any, to sign a "copyright disclaimer" for the program, if necessary. Here is a sample; alter the names:

Yoyodyne, Inc., hereby disclaims all copyright interest in the program `Gnomovision' (which makes passes at compilers) written by James Hacker.

signature of Ty Coon, 1 April 1989

Ty Coon, President of Vice

This General Public License does not permit incorporating your program into proprietary programs. If your program is a subroutine library, you may consider it more useful to permit linking proprietary applications with the library. If this is what you want to do, use the GNU Library General Public License instead of this License.

"CLASSPATH" EXCEPTION TO THE GPL VERSION 2

Certain source files distributed by Sun Microsystems, Inc. are subject to the following clarification and special exception to the GPL Version 2, but only where Sun has expressly included in the particular source file's header the words

"Sun designates this particular file as subject to the "Classpath" exception as provided by Sun in the License file that

accompanied this code."

Linking this library statically or dynamically with other modules is making a combined work based on this library. Thus, the terms and conditions of the GNU General Public License Version 2 cover the whole combination.

As a special exception, the copyright holders of this library give you permission to link this library with independent modules to produce an executable, regardless of the license terms of these independent modules, and to copy and distribute the resulting executable under terms of your choice, provided that you also meet, for each linked independent module, the terms and conditions of the license of that module.? An independent module is a module which is not derived from or based on this library.? If you modify this library, you may extend this exception to your version of the library, but

you are not obligated to do so.? If you do not wish to do so, delete this exception statement from your version.

Copyright (c) %YEARS%, Oracle and/or its affiliates. All rights reserved.

DO NOT ALTER OR REMOVE COPYRIGHT NOTICES OR THIS FILE HEADER.

This code is free software; you can redistribute it and/or modify it under the terms of the GNU General Public License version 2 only, as published by the Free Software Foundation. Oracle designates this particular file as subject to the "Classpath" exception as provided by Oracle in the LICENSE file that accompanied this code.

This code is distributed in the hope that it will be useful, but WITHOUT ANY WARRANTY; without even the implied warranty of MERCHANTABILITY or FITNESS FOR A PARTICULAR PURPOSE. See the GNU General Public License version 2 for more details (a copy is included in the LICENSE file that accompanied this code).

You should have received a copy of the GNU General Public License version 2 along with this work; if not, write to the Free Software Foundation, Inc., 51 Franklin St, Fifth Floor, Boston, MA 02110-1301 USA.

Please contact

Oracle, 500 Oracle Parkway, Redwood Shores, CA 94065 USA
or visit www.oracle.com if you need additional information or have any questions.

SAX COPYRIGHT STATUS

Version 1.0 of the Simple API for XML (SAX), created collectively by the membership of the XML-DEV mailing list, is hereby released into the public domain.

No one owns SAX: you may use it freely in both commercial and non-commercial applications, bundle it with your software distribution, include it on a CD-ROM, list the source code in a book, mirror the documentation at your own web site, or use it in any other way you see fit.

NO WARRANTY

Because SAX is released to the public domain, there is no warranty for the design or for the software implementation, to the extent permitted by applicable law. Except when otherwise stated in writing the copyright holders and/or other parties provide SAX "as is" without warranty of any kind, either expressed or implied, including, but not limited to, the implied warranties of merchantability and fitness for a particular purpose. The entire risk as to the quality and performance of SAX is with you. Should SAX prove defective, you assume the cost of all necessary servicing, repair or correction.

In no event unless required by applicable law or agreed to in writing will any copyright holder, or any other party who may modify and/or redistribute SAX, be liable to you for damages, including any general, special, incidental or consequential damages arising out of the use or inability to use SAX (including but not limited to loss of data or data being rendered inaccurate or losses sustained by you or third parties or a failure of the SAX to operate with any other programs), even if such holder or other party has been advised of the possibility of such damages.

David Megginson <sax@megginson.com>

1998-05-11

UNICODE, INC. LICENSE AGREEMENT - DATA FILES AND SOFTWARE

Unicode Data Files include all data files under the directories <http://www.unicode.org/Public/>, <http://www.unicode.org/reports/>, and <http://www.unicode.org/cldr/data/>. Unicode Data Files do not include PDF online code charts under the directory <http://www.unicode.org/Public/>. Software includes any source code published in the Unicode Standard or under the directories <http://www.unicode.org/Public/>, <http://www.unicode.org/reports/>, and <http://www.unicode.org/cldr/data/>.

NOTICE TO USER: Carefully read the following legal agreement. BY DOWNLOADING, INSTALLING, COPYING OR OTHERWISE USING UNICODE INC.'S DATA FILES ("DATA FILES"), AND/OR SOFTWARE ("SOFTWARE"), YOU UNEQUIVOCALLY ACCEPT, AND AGREE TO BE BOUND BY, ALL OF THE TERMS AND CONDITIONS OF THIS AGREEMENT. IF YOU DO NOT AGREE, DO NOT DOWNLOAD, INSTALL, COPY, DISTRIBUTE OR USE THE DATA FILES OR SOFTWARE.

COPYRIGHT AND PERMISSION NOTICE

Copyright 1991-2012 Unicode, Inc. All rights reserved. Distributed under the Terms of Use in <http://www.unicode.org/copyright.html>.

Permission is hereby granted, free of charge, to any person obtaining a copy of the Unicode data files and any associated documentation (the "Data Files") or Unicode software and any associated documentation (the "Software") to deal in the Data Files or Software without restriction, including without limitation the rights to use, copy, modify, merge, publish, distribute, and/or sell copies of the Data Files or Software, and to permit persons to whom the Data Files or Software are furnished to do so, provided that (a) the above copyright notice(s) and this permission notice appear with all copies of the Data Files or Software, (b) both the above copyright notice(s) and this permission notice appear in associated documentation, and (c) there is clear notice in each modified Data File or in the Software as well as in the documentation associated with the Data File(s) or Software that the data or software has been modified.

THE DATA FILES AND SOFTWARE ARE PROVIDED "AS IS", WITHOUT WARRANTY OF ANY KIND, EXPRESS OR IMPLIED, INCLUDING BUT NOT LIMITED TO THE WARRANTIES OF MERCHANTABILITY, FITNESS FOR A PARTICULAR PURPOSE AND NONINFRINGEMENT OF THIRD PARTY RIGHTS. IN NO EVENT SHALL THE COPYRIGHT HOLDER OR HOLDERS INCLUDED IN THIS NOTICE BE LIABLE FOR ANY CLAIM, OR ANY SPECIAL INDIRECT OR CONSEQUENTIAL DAMAGES, OR ANY DAMAGES WHATSOEVER RESULTING FROM LOSS OF USE, DATA OR PROFITS, WHETHER IN AN ACTION OF CONTRACT, NEGLIGENCE OR OTHER TORTIOUS ACTION, ARISING OUT OF OR IN CONNECTION WITH THE USE OR PERFORMANCE OF THE DATA FILES OR SOFTWARE.

Except as contained in this notice, the name of a copyright holder shall not be used in advertising or otherwise to promote the sale, use or other dealings in these Data Files or Software without prior written authorization of the copyright holder.

Copyright (c) %YEARS% Oracle and/or its affiliates. All rights reserved.

DO NOT ALTER OR REMOVE COPYRIGHT NOTICES OR THIS FILE HEADER.

This code is free software; you can redistribute it and/or modify it under the terms of the GNU General Public License version 2 only, as published by the Free Software Foundation.

This code is distributed in the hope that it will be useful, but WITHOUT ANY WARRANTY; without even the implied warranty of MERCHANTABILITY or FITNESS FOR A PARTICULAR PURPOSE. See the GNU General Public License version 2 for more details (a copy is included in the LICENSE file that accompanied this code).

You should have received a copy of the GNU General Public License version 2 along with this work; if not, write to the Free Software Foundation, Inc., 51 Franklin St, Fifth Floor, Boston, MA 02110-1301 USA.

Please contact Oracle, 500 Oracle Parkway, Redwood Shores, CA 94065 USA

or visit www.oracle.com if you need additional information or have any questions.

Copyright 2005 Sun Microsystems, Inc. All rights reserved.

Use is subject to license terms.

***** BEGIN LICENSE BLOCK *****

Version: MPL 1.1/GPL 2.0/LGPL 2.1

The contents of this package are subject to the Mozilla Public License Version 1.1 (the "License"); you may not use this package except in compliance with the License. You may obtain a copy of the License at <http://www.mozilla.org/MPL/>

Software distributed under the License is distributed on an "AS IS" basis, WITHOUT WARRANTY OF ANY KIND, either express or implied. See the License for the specific language governing rights and limitations under the License.

The Original Code is the Netscape Portable Runtime (NSPR).

The Initial Developer of the Original Code is
Netscape Communications Corporation.

Portions created by the Initial Developer are Copyright (C) 1998-2000
the Initial Developer. All Rights Reserved.

Contributor(s):

Alternatively, the contents of this file may be used under the terms of either the GNU General Public License Version 2 or later (the "GPL"), or the GNU Lesser General Public License Version 2.1 or later (the "LGPL"), in which case the provisions of the GPL or the LGPL are applicable instead of those above. If you wish to allow use of your version of this file only under the terms of either the GPL or the LGPL, and not to allow others to use your version of this file under the terms of the MPL, indicate your decision by deleting the provisions above and replace them with the notice and other provisions required by the GPL or the LGPL. If you do not delete the provisions above, a recipient may use your version of this file under the terms of any one of the MPL, the GPL or the LGPL.

***** END LICENSE BLOCK *****

SAX IS FREE

I hereby abandon any property rights to SAX 2.0 (the Simple API for XML), and release all of the SAX 2.0 source code, compiled code, and documentation contained in this distribution into the Public Domain.
SAX comes with NO WARRANTY or guarantee of fitness for any purpose.

David Megginson
david@megginson.com
2000-01-14

Copyright (c) %YEARS% Oracle and/or its affiliates. All rights reserved.
DO NOT ALTER OR REMOVE COPYRIGHT NOTICES OR THIS FILE HEADER.

This code is free software; you can redistribute it and/or modify it under the terms of the GNU General Public License version 2 only, as published by the Free Software Foundation. Oracle designates this particular file as subject to the "Classpath" exception as provided by Oracle in the LICENSE file that accompanied this code.

This code is distributed in the hope that it will be useful, but WITHOUT ANY WARRANTY; without even the implied warranty of MERCHANTABILITY or FITNESS FOR A PARTICULAR PURPOSE. See the GNU General Public License version 2 for more details (a copy is included in the LICENSE file that accompanied this code).

You should have received a copy of the GNU General Public License version 2 along with this work; if not, write to the Free Software Foundation, Inc., 51 Franklin St, Fifth Floor, Boston, MA 02110-1301 USA.

Please contact
Oracle, 500 Oracle Parkway, Redwood Shores, CA 94065 USA
or visit www.oracle.com if you need additional information or have any questions.

1.25 saaj 1.2

1.25.1 Available under license :

No license file was found, but licenses were detected in source scan.

<!--

@(#)package.html 1.60 98/01/27

Copyright 1993-2002 Sun Microsystems, Inc. 901 San Antonio Road,
Palo Alto, California, 94303, U.S.A. All Rights Reserved.

This software is the confidential and proprietary information of Sun Microsystems, Inc. ("Confidential Information"). You shall not disclose such Confidential Information and shall use it only in accordance with the terms of the license agreement you entered into with Sun.

-->

Found in path(s):

* /opt/cola/permits/1907701620_1707709460.6010573/0/com-springsource-javax-xml-soap-sources-1-3-0-jar/javax/xml/soap/package.html

No license file was found, but licenses were detected in source scan.

/*

* The contents of this file are subject to the terms
* of the Common Development and Distribution License
* (the License). You may not use this file except in
* compliance with the License.
*
* You can obtain a copy of the license at
* <https://glassfish.dev.java.net/public/CDDLv1.0.html>.
* See the License for the specific language governing
* permissions and limitations under the License.
*
* When distributing Covered Code, include this CDDL
* Header Notice in each file and include the License file
* at <https://glassfish.dev.java.net/public/CDDLv1.0.html>.
* If applicable, add the following below the CDDL Header,
* with the fields enclosed by brackets [] replaced by
* you own identifying information:
* "Portions Copyrighted [year] [name of copyright owner]"
*
* Copyright 2006 Sun Microsystems Inc. All Rights Reserved
*/

Found in path(s):

* /opt/cola/permits/1907701620_1707709460.6010573/0/com-springsource-javax-xml-soap-sources-1-3-0-jar/javax/xml/soap/SOAPHeader.java

*

/opt/cola/permits/1907701620_1707709460.6010573/0/com-springsource-javax-xml-soap-sources-1-3-0-jar/javax/xml/soap/Text.java

* /opt/cola/permits/1907701620_1707709460.6010573/0/com-springsource-javax-xml-soap-sources-1-3-0-jar/javax/xml/soap/SOAPFactory.java

* /opt/cola/permits/1907701620_1707709460.6010573/0/com-springsource-javax-xml-soap-sources-1-3-0-jar/javax/xml/soap/SOAPConnectionFactory.java

* /opt/cola/permits/1907701620_1707709460.6010573/0/com-springsource-javax-xml-soap-sources-1-3-0-jar/javax/xml/soap/SOAPPart.java

* /opt/cola/permits/1907701620_1707709460.6010573/0/com-springsource-javax-xml-soap-sources-1-3-0-jar/javax/xml/soap/SOAPMessage.java

* /opt/cola/permits/1907701620_1707709460.6010573/0/com-springsource-javax-xml-soap-sources-1-3-0-jar/javax/xml/soap/AttachmentPart.java

* /opt/cola/permits/1907701620_1707709460.6010573/0/com-springsource-javax-xml-soap-sources-1-3-0-

```

jar/javax/xml/soap/MessageFactory.java
*
/opt/cola/permits/1907701620_1707709460.6010573/0/com-springsource-javax-xml-soap-sources-1-3-0-
jar/javax/xml/soap/DetailEntry.java
* /opt/cola/permits/1907701620_1707709460.6010573/0/com-springsource-javax-xml-soap-sources-1-3-0-
jar/javax/xml/soap/SOAPFault.java
* /opt/cola/permits/1907701620_1707709460.6010573/0/com-springsource-javax-xml-soap-sources-1-3-0-
jar/javax/xml/soap/MimeHeaders.java
* /opt/cola/permits/1907701620_1707709460.6010573/0/com-springsource-javax-xml-soap-sources-1-3-0-
jar/javax/xml/soap/Detail.java
* /opt/cola/permits/1907701620_1707709460.6010573/0/com-springsource-javax-xml-soap-sources-1-3-0-
jar/javax/xml/soap/SOAPConnection.java
* /opt/cola/permits/1907701620_1707709460.6010573/0/com-springsource-javax-xml-soap-sources-1-3-0-
jar/javax/xml/soap/MimeHeader.java
* /opt/cola/permits/1907701620_1707709460.6010573/0/com-springsource-javax-xml-soap-sources-1-3-0-
jar/javax/xml/soap/Name.java
* /opt/cola/permits/1907701620_1707709460.6010573/0/com-springsource-javax-xml-soap-sources-1-3-0-
jar/javax/xml/soap/SAAJResult.java
*
/opt/cola/permits/1907701620_1707709460.6010573/0/com-springsource-javax-xml-soap-sources-1-3-0-
jar/javax/xml/soap/SOAPEnvelope.java
* /opt/cola/permits/1907701620_1707709460.6010573/0/com-springsource-javax-xml-soap-sources-1-3-0-
jar/javax/xml/soap/SOAPFaultElement.java
* /opt/cola/permits/1907701620_1707709460.6010573/0/com-springsource-javax-xml-soap-sources-1-3-0-
jar/javax/xml/soap/SOAPHeaderElement.java
* /opt/cola/permits/1907701620_1707709460.6010573/0/com-springsource-javax-xml-soap-sources-1-3-0-
jar/javax/xml/soap/Node.java
* /opt/cola/permits/1907701620_1707709460.6010573/0/com-springsource-javax-xml-soap-sources-1-3-0-
jar/javax/xml/soap/SOAPBody.java
* /opt/cola/permits/1907701620_1707709460.6010573/0/com-springsource-javax-xml-soap-sources-1-3-0-
jar/javax/xml/soap/SOAPBodyElement.java
* /opt/cola/permits/1907701620_1707709460.6010573/0/com-springsource-javax-xml-soap-sources-1-3-0-
jar/javax/xml/soap/SOAPElementFactory.java
*
/opt/cola/permits/1907701620_1707709460.6010573/0/com-springsource-javax-xml-soap-sources-1-3-0-
jar/javax/xml/soap/SOAPException.java
* /opt/cola/permits/1907701620_1707709460.6010573/0/com-springsource-javax-xml-soap-sources-1-3-0-
jar/javax/xml/soap/SAAJMetaFactory.java
* /opt/cola/permits/1907701620_1707709460.6010573/0/com-springsource-javax-xml-soap-sources-1-3-0-
jar/javax/xml/soap/FactoryFinder.java
* /opt/cola/permits/1907701620_1707709460.6010573/0/com-springsource-javax-xml-soap-sources-1-3-0-
jar/javax/xml/soap/SOAPConstants.java
No license file was found, but licenses were detected in source scan.

/*
* The contents of this file are subject to the terms
* of the Common Development and Distribution License
* (the License). You may not use this file except in

```

```

* compliance with the License.
*
* You can obtain a copy of the license at
* https://glassfish.dev.java.net/public/CDDLv1.0.html.
* See the License for the specific language governing
* permissions and limitations under the License.
*
* When distributing Covered Code, include this CDDL
* Header Notice in each file and include the License file
* at https://glassfish.dev.java.net/public/CDDLv1.0.html.
* If applicable, add the following below the CDDL Header,
* with the fields enclosed by brackets [] replaced by
* you own identifying information:
* "Portions Copyrighted [year] [name of copyright owner]"
*
* Copyright 2006 Sun Microsystems Inc. All Rights Reserved
*/
/**
 * Returns an Iterator over all the immediate child
 * { @link Node}s of this element. This includes javax.xml.soap.Text
 * objects as well as SOAPElement objects.
 * <p>
 * Calling this method may cause child Element,
 * SOAPElement and org.w3c.dom.Text nodes to be
 * replaced by SOAPElement, SOAPHeaderElement,
 * SOAPBodyElement or javax.xml.soap.Text nodes as
 * appropriate for the type of this parent node. As a result the calling
 * application must treat any existing references to these child nodes that
 * have been obtained through DOM APIs as invalid and either discard them or
 * refresh them with the values returned by this Iterator. This
 * behavior can be avoided by calling the equivalent DOM APIs. See
 * { @link <a href="package-summary.html#package_description">javax.xml.soap<a>}
 * for more details.
 *
 * @return an iterator with
the content of this SOAPElement
 *   object
 */

```

Found in path(s):

```

* /opt/cola/permits/1907701620_1707709460.6010573/0/com-springsource-javax-xml-soap-sources-1-3-0-
jar/javax/xml/soap/SOAPElement.java

```

Cisco and the Cisco logo are trademarks or registered trademarks of Cisco and/or its affiliates in the U.S. and other countries. To view a list of Cisco trademarks, go to this URL: www.cisco.com/go/trademarks. Third-party trademarks mentioned are the property of their respective owners. The use of the word partner does not imply a partnership relationship between Cisco and any other company. (1110R)

©2024 Cisco Systems, Inc. All rights reserved.