

åö Cisco Intersightè³†æ° ä,šé... ç½®æ™ ç±

ç>®éœ,,

ç°;ä»<

èfœæ™-è³†èŠ

å,³æ^¶è³†æ° æ™ ç±

éœœæ±,

éœšé Žä½ç™ è€...ä»<éç

éœšé ŽAPI

åÿ°çžçæšæœ å<™è³†æ° æ™ ç±

éœšé ŽUIæ,...å-®æªçè!-

çµç!™è³†æ° æ™ ç±

éœšé ŽAPI

è£ ç½®è™ »âtšè³†æ° æ™ ç±

éœšé ŽAPI

ç°;ä»<

æœ-æ-†æª»ä»<ç¹å Cisco Intersightè³†æ° æ-°åçžæ™ ç±æ%œéœœçš,,æ¥é©ÿä€,

èfœæ™-è³†èŠ

æ™ ç±æ~å ç™ æ-¼Cisco

Intersightä,çš,,è³†æ° çš,,éçµ/å€¼å¾œèè³†æ-™çš,,éœšç™ èf™ ä^tã€,éœ™ ä>è³†æ° å èf½å ä¼œæ

ä½œç, °ä½ç™ è€...i¼œæ™ ç±æ ç™ æ-¼å Cisco

Intersightè³†æ° éœ²èjœå^tçµ,,i¼œå¾žèœå... è±æ¹æšéœ™ ä>æ™ ç±æ¼œÿ¥èçè³†æ° ä€,

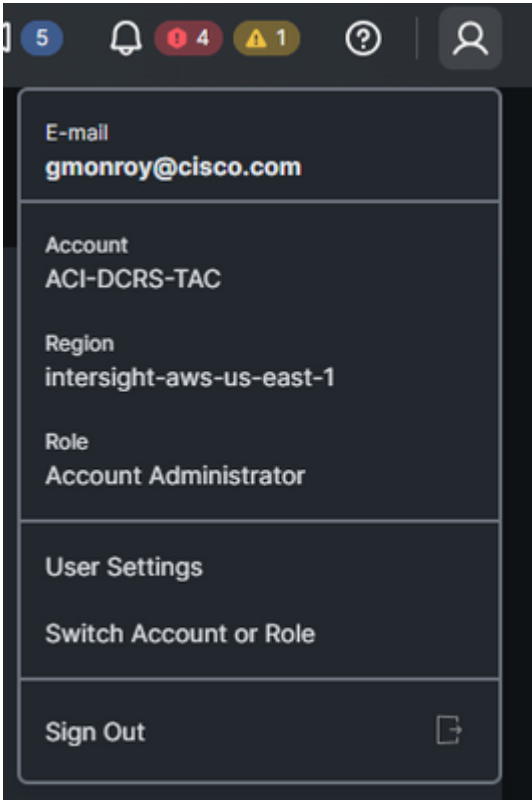
åœœæ çš¼œæœ%ååçç®ç ç¹å¾æ¾èè³æ çš Intersightè³†æ° æ™ ç±æ¾å¼tå•ÿç™ /ç! ç™ ç%œ

å,³æ^¶è³†æ° æ™ ç±

éœœæ±,

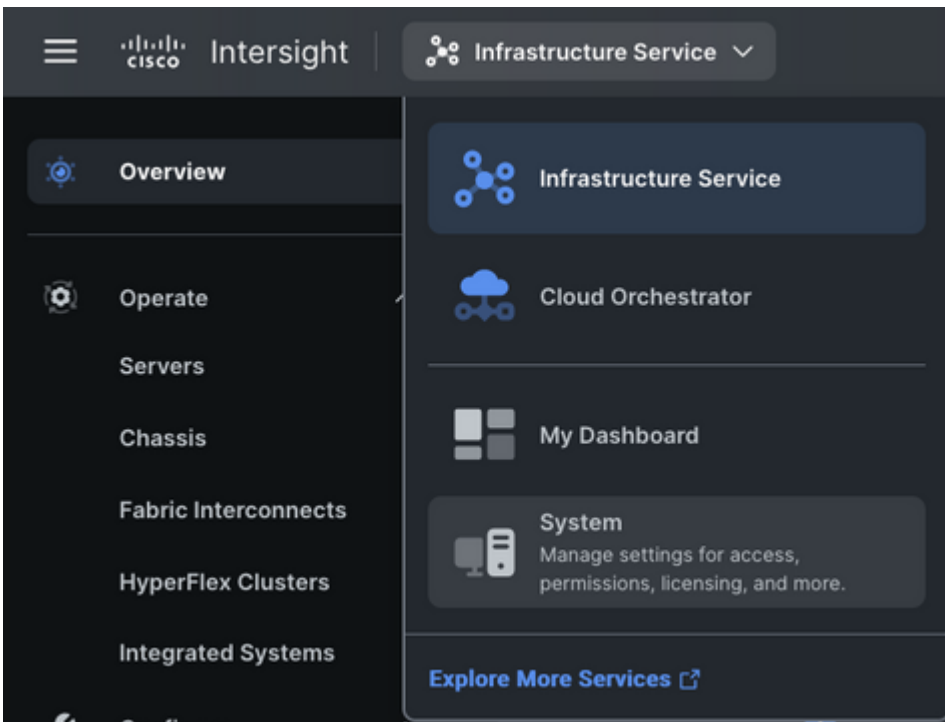
- è! äz®æ¹çš,,å,³æ^¶çš,,å,³æ^¶ç®çç†å"jèš'è%²
- å° iam.Account APIçµçé»žçš,,èªå

éœšé ŽUIç™»å...¥æ™,i¼œæœœ%ä,œä,œUIå¾ä,šèšçš,,é... ç½®æªæj^é,å-®ä»¥éjçç™»å...¥çš,,å,³æ

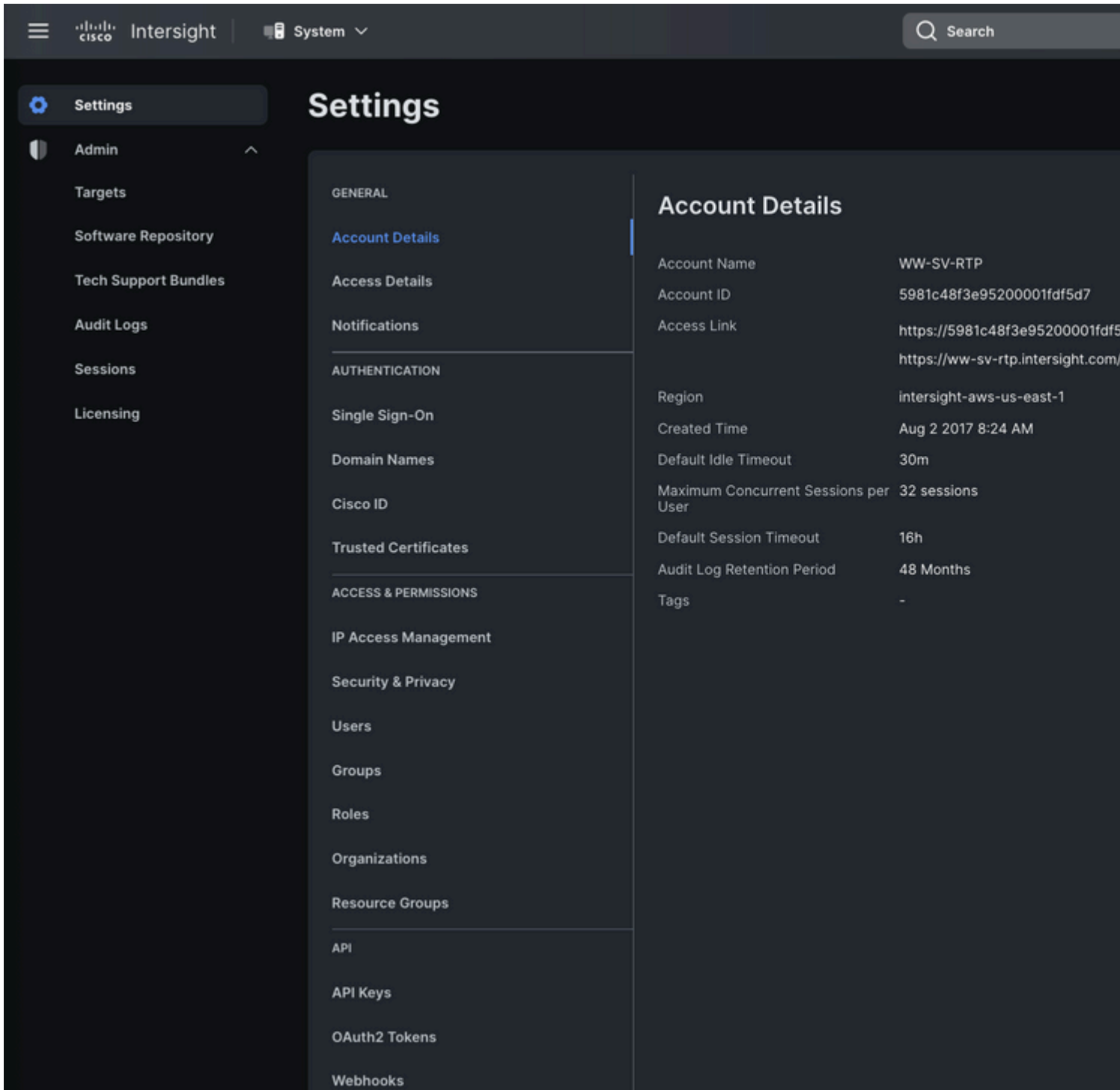


é€šéŽä½¿ç””è€...ä»«é¢

1. æŒ%öä, €ä, <Services Selector
2. é¢, æ”†ä€Œç³»quã€



3.â¼žè”ä@š>â,³æ^¶è³ç”è³†è”Šæªçè!-ä,¼ŒæŒ%öä, €ä, ä€Œé..¢½@ã€ã€,



4. Configure Account

Settings » Account Details » key:value

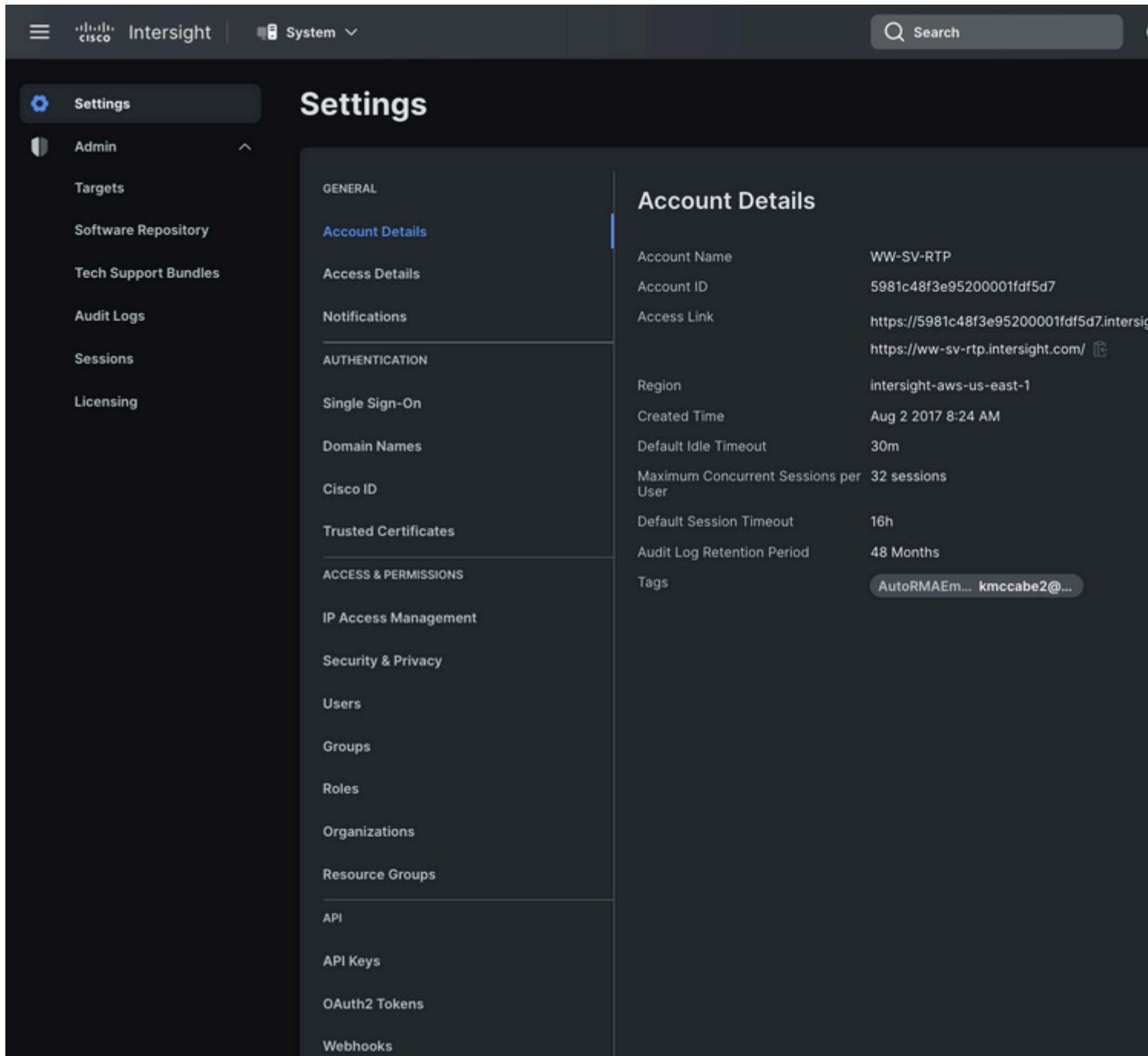
5. Settings » Account Details » Configure » key:value

AutoRMAEmail:kmccabe2@cisco.com, sttardy@cisco.com

é€™á°†áœ`ã€Œá,³æ^¶ã°è³†æ°◊ä,šá»°ç««ä,€á€<æ`™ç±¶¼Œá...¶é◊µç,°AutoRMAEmail¼Œá€¼ç,°[kmcc](#)

è`»¼šæ-°áçžç¶²è-æ-°æ`™ç±¶æ™,¼Œá€è†áá<•á¹«áš©ç`<á¼◊é◊æ,¬ä,◊æœféj`ç±°ä»»ä½•é◊,é

6.á◊`ä»¥á¼žAccount Detailsæªçè|-é©—è%œé...◊ç½®çš,,æ`™ç±¶



é€š◊šAPI

1. [HTTP GET the iam.Account](#)

[resource](#)¼Œá»¥æÿè©çèl◊æ'æ-°çš,,ç°0¹á®šá,³æ^¶è³†æ°◊(AccountMoid)çš,,Moidã€æ†%œè`~éŒ,,è|◊

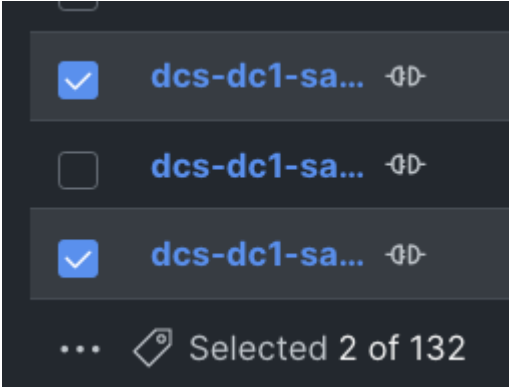
åÿ°çžç æš<æœ æ™è³†æ° æ™ç±

éšé ŽUIæ...å-æªçè|-


å»æ¥æ™ç±æéšé Žåÿ°çžç è æ-½æœ æ™éçç°æ æ...å-æªçè|-ä,çš,,è³†æ° ä€,ä¼å!,¼æ

æ³ªæ,,.ä,»å•RMAä, æ™æ'éšé Žåÿ°çžç è æ-½æœ æ™è³†æ° æ™ç±å•ÿç'' çš,,ä»

1.æªæ,...å-æªçè|-ä,¼æé, ä,è| æ™ç±çš,,è³†æ° çš,,è|^å-æ-1åš

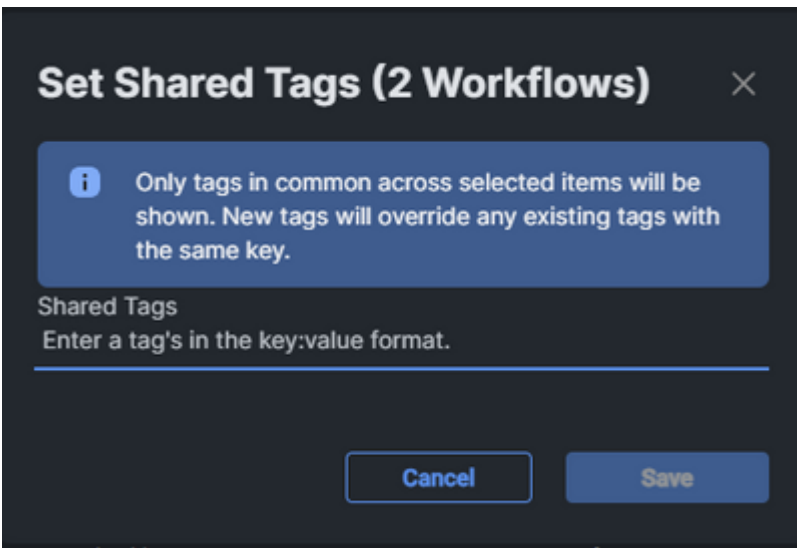


2.æ%çœ ç•¥è™ÿæ— é,šçš,,æ™ç±ææ%é•



3.æªæ€æèå@šå...ä°«æ™ç±æªæ½å°è|-çª—ä,¼æ¼,å...ÿè æ†%ç''' æ-¼æ%€æœ%é, å@šå°è

4.æ%ä, €ä,ã€ä,ã€ ä»æ äª



è»¼šæ-°çžçè-æ-°æ™ç±æ™,¼æèªåªªªªççª¼ é æ,-ä,æœféçç°æ»ª½•é,é

API Reference

API Reference

1. Read a 'organization.Organization' resource.

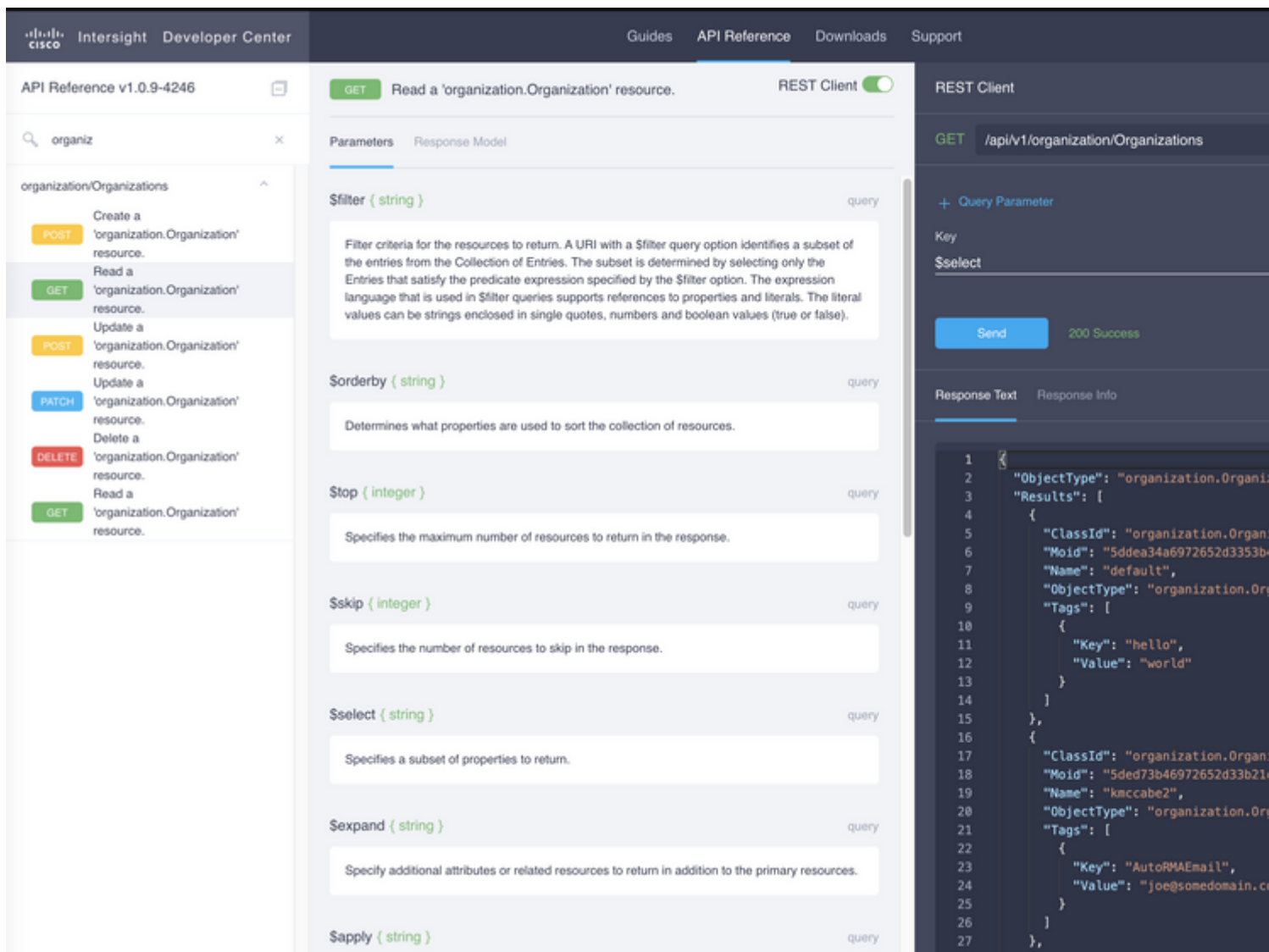
API endpoint: [/api/v1/organization/Organizations](#)

Method: GET

Parameters:

Intersight API Reference

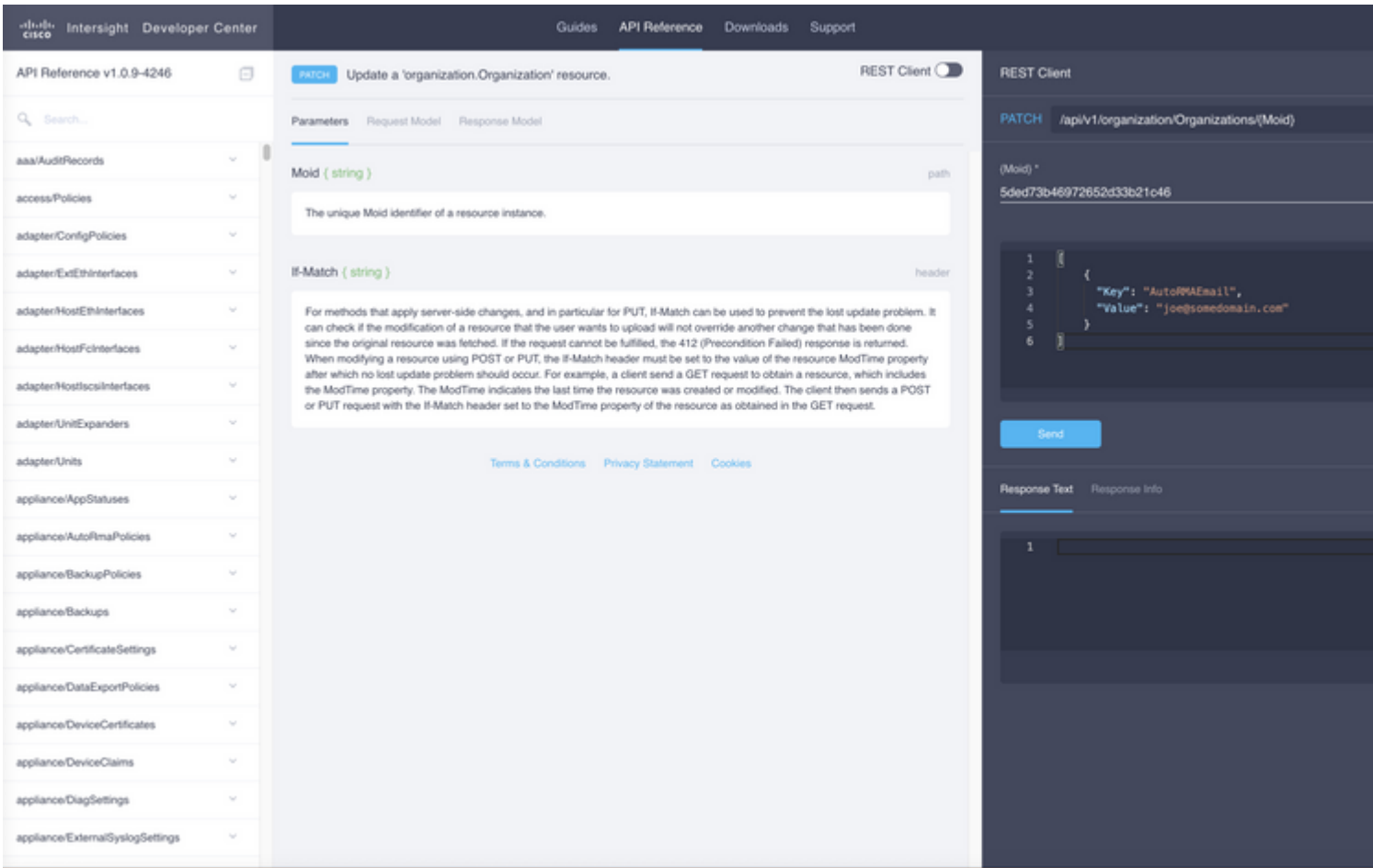
GET /api/v1/organization/Organizations



2. Create a 'organization.Organization' resource.

API endpoint: [/api/v1/organization/Organizations](#)

Method: POST



ä,Šé❖çš,,PATCHå'¼å❖«ç±°ä¾¾çš,,æ£æ-†i¼š

```
{"Tags": [{"Key": "AutoRMAEmail", "Value": "joe@somedomain.com"}]}
```

è"»å†šçš,,æ%œæ%œ❖¾æœ%œæ™ç±±æé½å❖-ä»¥æ-°åçžå^°æ™ç±±æ™£å^—ä,ã€,

è««æ³ªæ,,❖i¼šå!,æžœæ,,è|❖æ£æ%œç...šæ±æ¥é©Ÿé...❖ç½®ä,»å•RMAi¼£å%œ±æ±è™•çš,,é»å❖é½µ

è£❖ç½®è"»å†šè³±æ°❖æ™ç±±æ

é€šé❖ŽAPI

1.é‡❖å°❖è"»å†šè£❖ç½®çš,,é-«æ¾¾APIæ-†æª"

å°žè^å^°Registered Devicesi¼å^å²è"»å†šè£❖ç½®i¼%œçš,,API.docé❖é❖ç

ål,æžœä½¾çš""é€£çšçš,,è™»æ"-è£❖ç½®i¼£è««æ"¼ç,°å°žè^å^°https://[è£❖ç½®çš,,FQDN]/apidocs/apirefs

2.è~å¥æœ€è❖æ'æ-°çš,,è"»å†šè£❖ç½®

è««å❖fé-±Intersight APIæŸŸ©çæ£å†å❖—ä»¥ç❖²å❖-å❖fè€f

æœ€ç°jâ-@çš,,æÿÿè©çæ-1æ³•ä1'ä,€æ~æœ%oä,»æ©ÿäé€²èjœæÿÿè©çï¼œç,°æï¼œä-ä»¥æœ%oä|,ä

DeviceHostname eq 'F340-21-22-UCS4'

â^©ç"\$filterâ'œ\$selectæ^â€çœ<â^°ä°†æ>æ~æ-¼ç@jç†çš,,è¼,â†°¼š

REST Client

GET /api/v1/asset/DeviceRegistrations

+ Query Parameter

Key	Value	
\$filter	DeviceHostname eq 'F340-21-22-UCS4'	🗑️
\$select	Tags,DeviceHostname	🗑️

Send 200 Success

Response Text Response Info

```
1 {
2   "ObjectType": "asset.DeviceRegistration.List",
3   "Results": [
4     {
5       "ClassId": "asset.DeviceRegistration",
6       "DeviceHostname": [
7         "F340-21-22-UCS4"
8       ],
9       "Moid": "5c9cfb0e6f72612d310c8f40",
10      "ObjectType": "asset.DeviceRegistration",
11      "Tags": []
12    }
13  ]
14 }
```

3.ä¼¼ç"PATCH APIæ'æ-°æ™ç±æ

æäå-â²è"â†šèç½@ä,šçš,,ä»»ä½•æ™ç±æ»¥åšèç½@çš,,âž<è™ÿã€â'PATCHç«-é»žæ-°

PATCH /api/v1/asset/DeviceRegistrations/{Moid}

{Moid} *

5c9cfb0e6f72612d310c8f40

```
1 [{"Tags": [{"Key": "AutoRMAEmail", "Value": "joe@somedomain.com"}]}]
```

Send

200 Success

Response Text Response Info

```
1 {
2   "Moid": "5c9cfb0e6f72612d310c8f40",
3   "ObjectType": "asset.DeviceRegistration",
4   "ClassId": "asset.DeviceRegistration",
5   "CreateTime": "2019-03-28T16:49:18.745Z",
6   "ModTime": "2021-05-17T18:57:57.275966714Z",
7   "Tags": [
8     {
9       "Key": "AutoRMAEmail",
10      "Value": "joe@somedomain.com"
11    }
12  ],
```

ä,Šé Ççš,,PATCHå¼å «çºä¾çš,,æfæ-†¼š

{ "Tags": [{ "Key": "AutoRMAEmail", "Value": "joe@somedomain.com" }] }

è»â†Šçš,,æ%œæ%ç¾¾æœ%œ™ç±æé½å «ä»¥æ-°åçžå^°æ™ç±æé™£å^—ä,ã€,

è««æ³ªæ,,i¼šå!,æžœæ,,è! æÆ%ç...šä»¥ä,œ¥é©Ÿé... ç½®ä,»å•RMAi¼Æå%#éœèè! ä½çš""
IDè™»â†Šææè™çš,,é»å «é½µä»¶åœ°å «€ã€,

關於此翻譯

思科已使用電腦和人工技術翻譯本文件，讓全世界的使用者能夠以自己的語言理解支援內容。請注意，即使是最佳機器翻譯，也不如專業譯者翻譯的內容準確。Cisco Systems, Inc. 對這些翻譯的準確度概不負責，並建議一律查看原始英文文件（提供連結）。