

通過DUO將使用者和組設定為安全訪問

目錄

[簡介](#)

[必要條件](#)

[需求](#)

[採用元件](#)

[背景資訊](#)

[設定](#)

[配置思科安全訪問](#)

[在Cisco DUO中配置調配](#)

[驗證](#)

[思科安全訪問中的真實性](#)

[在DUO中驗證](#)

[相關資訊](#)

簡介

本文檔介紹如何將使用者和組從Cisco DUO調配到Cisco Secure Access。

必要條件

需求

思科建議您瞭解以下主題：

- Cisco Secure Access
- Cisco DUO

採用元件

本文件所述內容不限於特定軟體和硬體版本。

- 管理員對思科安全訪問控制面板的訪問許可權
- 管理員以管理員身份訪問Cisco DUO控制面板

本文中的資訊是根據特定實驗室環境內的裝置所建立。文中使用到的所有裝置皆從已清除（預設）的組態來啟動。如果您的網路運作中，請確保您瞭解任何指令可能造成的影響。

背景資訊

Cisco Secure Access支援從DUO調配使用者和組。

此設定使Secure Access能夠維護授權以下使用者的目錄：

- 註冊零信任訪問(ZTA)。
- 連線到VPNaaS。
- 將基於身份的策略應用於Umbrella漫遊使用者。



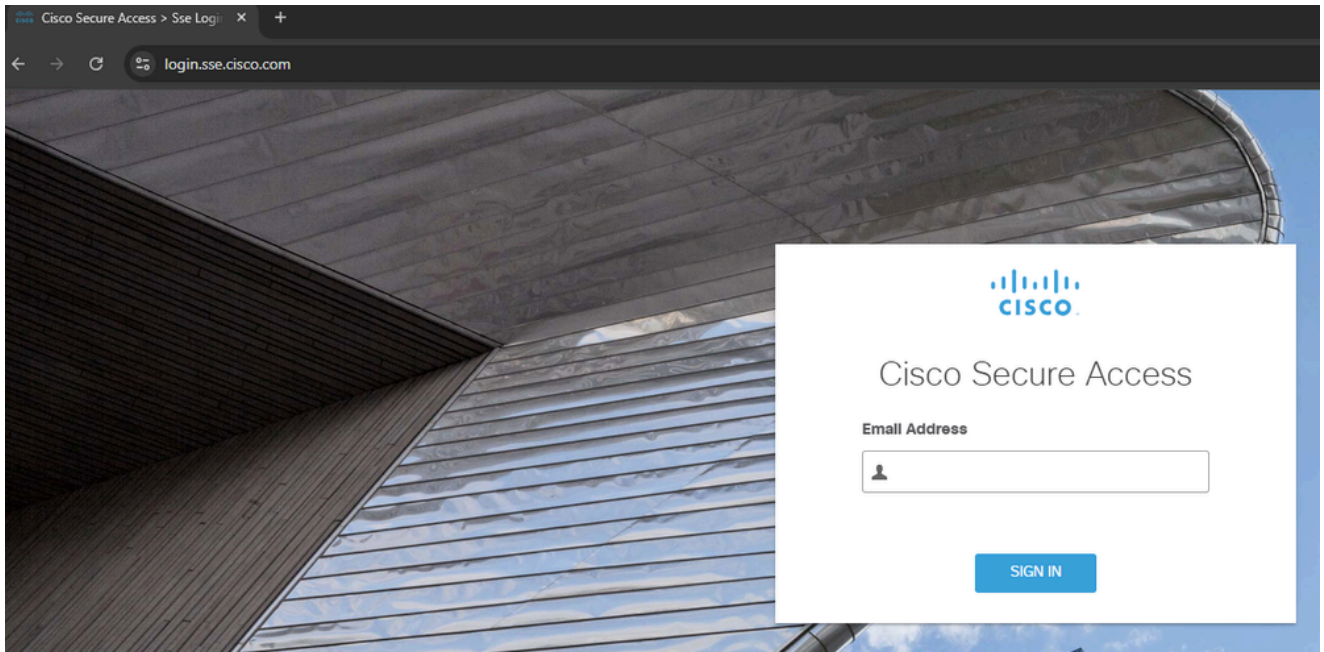
附註：本文檔專門介紹如何從DUO調配使用者和組。為ZTA註冊、VPNaaS身份驗證或特定Umbrella漫遊設定配置Entra ID或其他身份提供程式(IdP)不在本指南範圍內。

設定

配置思科安全訪問

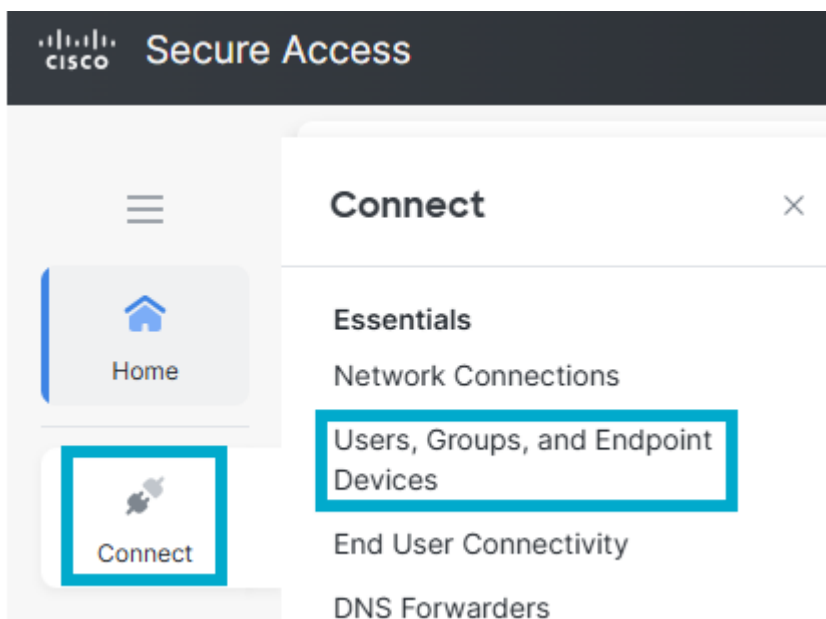
要開始調配流程，您必須首先在Cisco Secure Access控制面板中配置目錄整合。此步驟生成與Microsoft Entra ID建立安全連線所需的必要憑證和配置引數。

1. 登入到[Cisco Secure Access控制面板](#)。



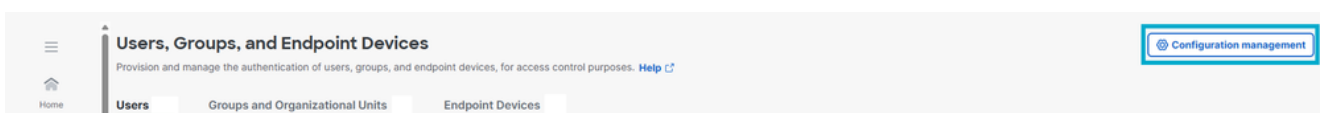
登入到CSA

2. 導覽至Connect > Users , Groups and Endpoint Devices。

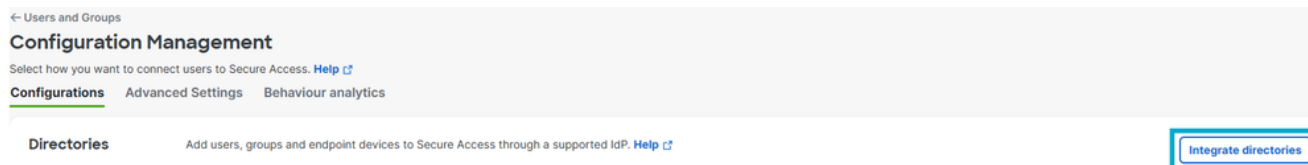


使用者和組

3. 按一下「Configuration management」。



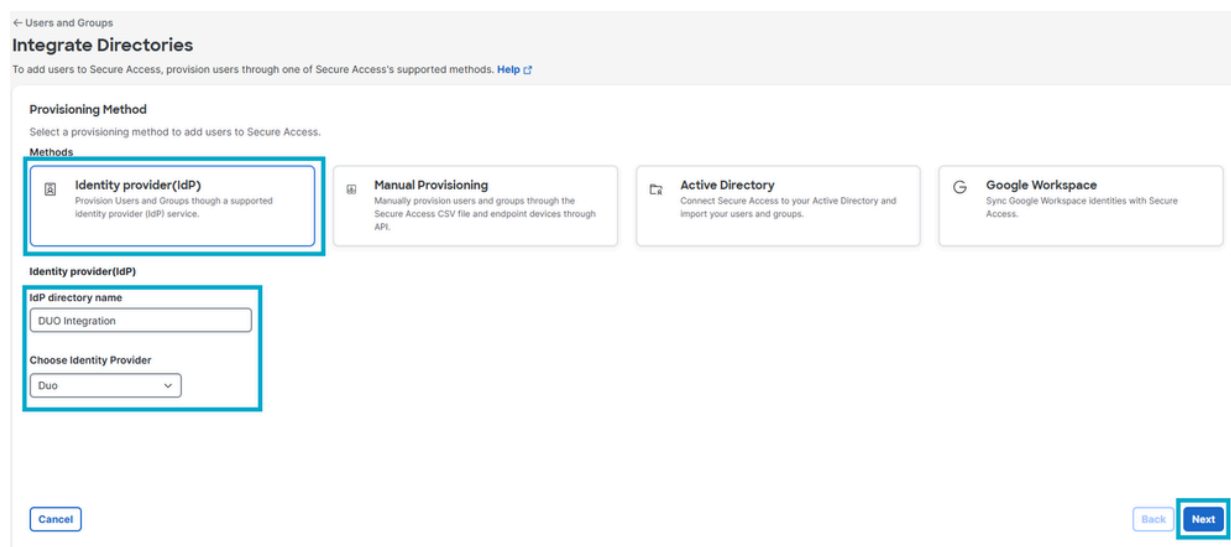
4. 按一下整合目錄。



Integrate Directory

5. 在Provision Method 下，按一下Identity Provider。

- IdP目錄名稱：DUO Integration。
- 選擇Identity Provider(IdP):DUO。
- 按「Next」（下一步）。



目錄配置

6. 按一下生成令牌。儲存生成的令牌和調配URL，然後按一下完成。

CISCO



Admin Login

Enter your admin credentials

Email address

Save my email address and login options
Not recommended for public or shared computers

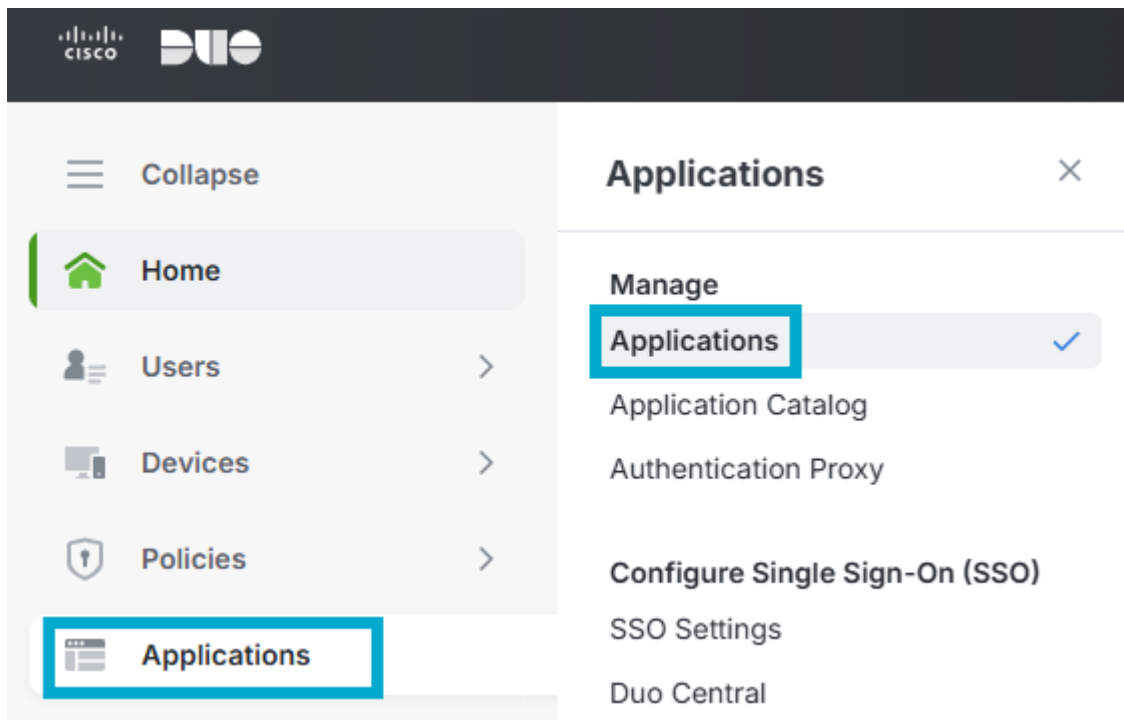
Continue

Want to protect your organization with Duo? [Start a free trial](#)

[Privacy Statement](#)

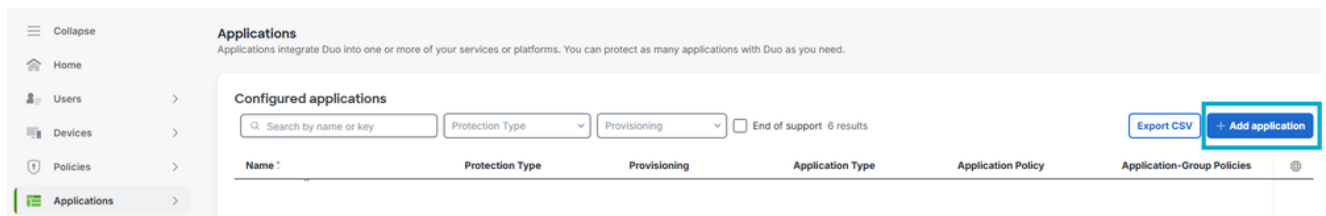
DUO登入

2. 導航至Applications > Applications。



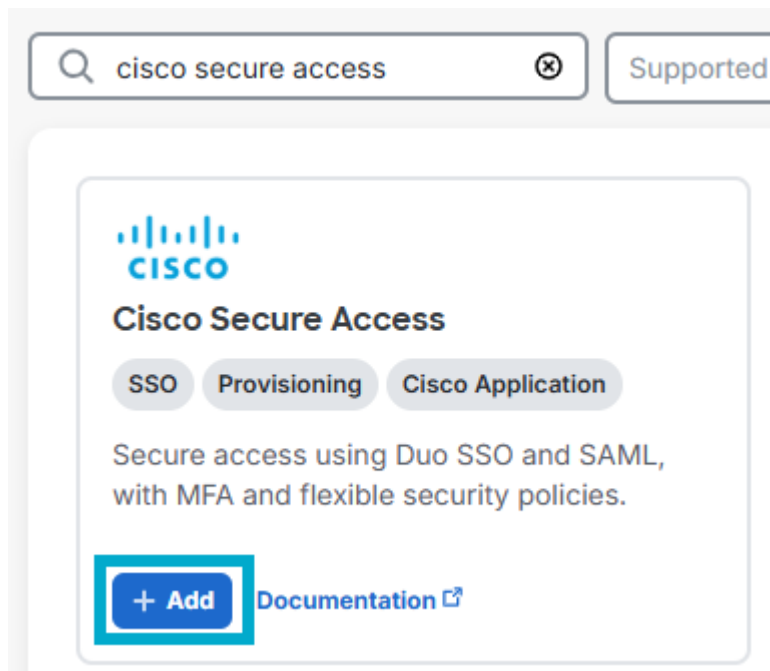
DUO應用程式

3. 按一下「Add application」。



DUO Add App

4. 尋找Cisco Secure Access，然後點選Add。



新增CSA應用

5. 按一下Provisioning。輸入Tenant URL和Secret Token(儲存在安全訪問配置的步驟#6)，然後按一下Connect to Application。

Cisco Secure Access - Single Sign-On

Single Sign-On

Provisioning

Provisioning

Duo Verified

Disabled

Set up user provisioning with Cisco Secure Access.

[Learn more about provisioning.](#)

Authentication

Set up an authentication mechanism with your application to secure the connection.

Base URL *

https://api.sse.cisco.com/identity/v2/scim

Duo user attributes and group information will be sent to this URL.

Token *

..... Show

The bearer token or API token provided by your application

Connect to application



Successfully connected to the application

Finish setting up this connection to ensure that Duo can send user information to the application.

API Connect App

6. 在同一Provisioning頁籤下，向下滾動到Attribute mapping，並確保您的屬性按此特定順序顯示。

Token *

..... Show

The bearer token or API token provided by your application

Connect to application

Attribute mapping

Configure how Duo user attributes are mapped to the attributes in your application so that user information is received in the correct format. To view or create Duo user attributes, go to [User Attributes](#).

Duo user attribute *	Application attribute
Username	userName
Display Name	displayName
Email Address	emails
Last Name	name.familyName
First Name	name.givenName

Edit mappings

Select all

Required attributes

- userName

Optional attributes

- authName
- displayName
- emails
- name.familyName
- name.formatted
- name.givenName
- nativeObjectid

Selected (5 items) [Cancel](#)

DUO對映

7. 在同一Provisioning頁籤下，向下滾動到Groups，並分配要同步到Secure Access的組。

Groups

Select existing groups that will receive updates from Duo in this application.

i Users or groups will be automatically created, updated, and deactivated in this application.

Select groups

Groups

DUO - Users x

x

v

Use groups with SSO access

Exclude group information

If checked, Duo will send only user details without group information.

Users

User deprovisioning behavior

Deactivate Users

Removing a group or user will keep the users in your application but set them to disabled.

Delete Users

Removing a group or user will permanently delete the users in your application.

Save

設定組



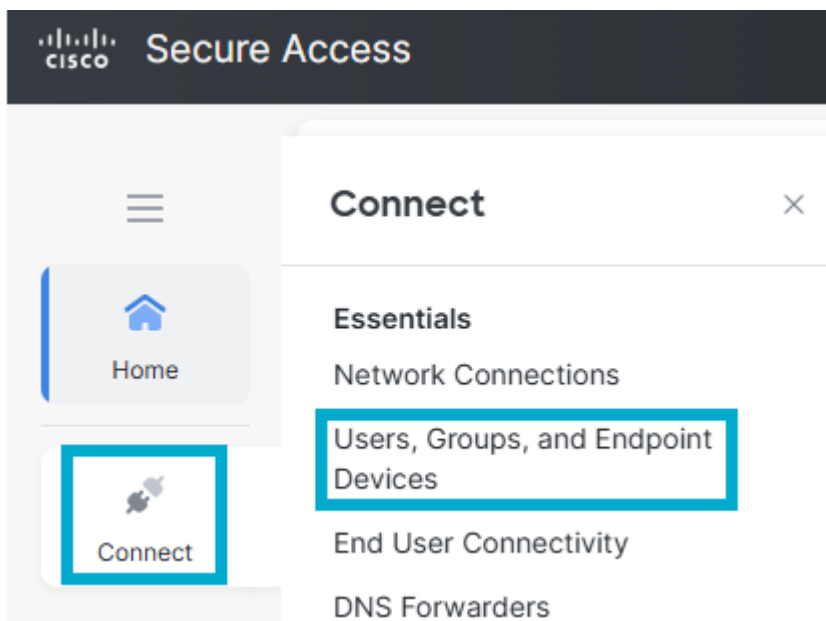
附註：如果使用者未以正確格式設定為安全訪問，請確保按照此處所述配置屬性[對映](#)

。

驗證

思科安全訪問中的真實性

- 導覽至Connect > Users , Groups and Endpoint Devices。



Users and Groups in CSA

- 按一下「Users」。

Users, Groups, and Endpoint Devices

Provision and manage the authentication of users, groups, and endpoint devices, for access control purposes. [Help](#)

Users 7

Groups and Organizational Units 6

Endpoint Devices 2

Users

Manage your organization's users and their devices connections and enrollments. To add users, go to **Configuration management > Int**
At any time, you can disconnect or unenroll a user's device. [Help](#)

Search Source DUO Integration Risk Alert Trust Level 1 results

Name	Risk Alerts ⓘ	User Principal Name (UPN)	Auth Property	Source	Directory
Josue	-	j @ ...	j @	Duo	DUO Integration

Verify Users in CSA

- 按一下Groups and Organization Units。

Users 7 **Groups and Organizational Units** 6 Endpoint Devices 2

6 Groups 0 Organizational Units

Groups and Organizational Units

Manage your organization's groups and Organizational Units. To add new groups or OUs, go to **Configuration management > Integrate**

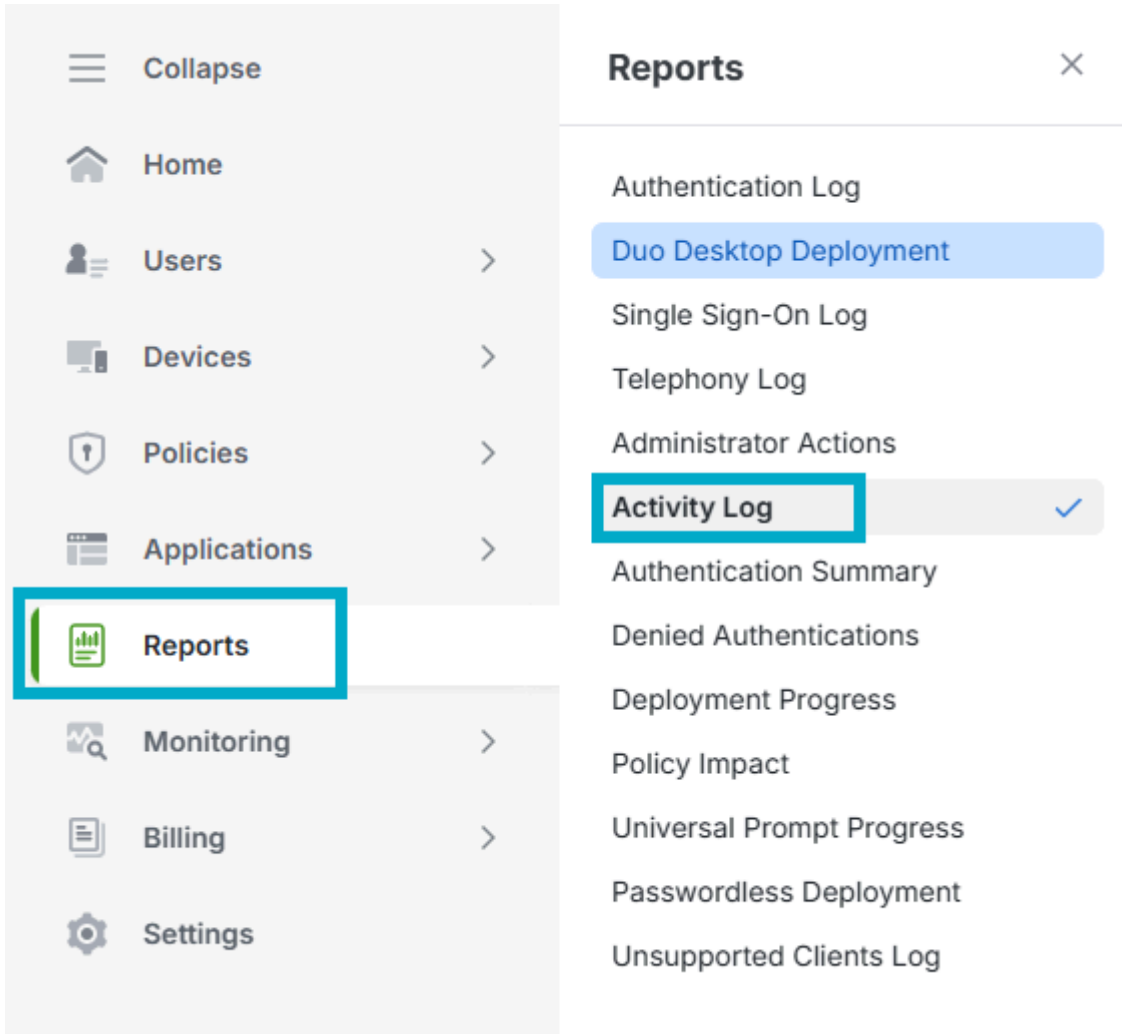
Search Type Source DUO Integration 1 results

Name	Type	Source	Directory
DUO - Users	Groups	Duo	DUO Integration

Verify Group in CSA

在DUO中驗證

- 導航到Reports > Activity Log。



DUO Activity Log

- 根據應用程式名稱進行篩選。

Activity Log

1 Type to search Last 24 hours Filters Reset all 23 results Export

Search by actor, application, affected

Timestamp (CST)	Action	Actor	Affected	Application	Access device	Log details
03:11:57 PM Mar 18, 2026	Group provisioning succeeded	Automated Provisioning Integration System	DUO - Users Outbound SCIM Sync	Cisco Secure Access - Single Sign-On	—	View details
03:11:56 PM Mar 18, 2026	Group provisioning succeeded	Automated Provisioning Integration System	DUO - Users Outbound SCIM Sync	Cisco Secure Access - Single Sign-On	—	View details
03:11:55 PM Mar 18, 2026	User provisioning succeeded	Automated Provisioning Integration System	j...@... Outbound SCIM Sync	Cisco Secure Access - Single Sign-On	—	View details
03:11:55 PM Mar 18, 2026	Provisioning successfully connected	Josue Brenes Administrator	Cisco Secure Access - Single Sign-On Outbound SCIM Sync	Cisco Secure Access - Single Sign-On	—	View details
03:11:51 PM Mar 18, 2026	Enabled provisioning	Josue Brenes Administrator	Cisco Secure Access - Single Sign-On Outbound SCIM Sync	Cisco Secure Access - Single Sign-On	—	View details

DUO調配日誌

相關資訊

[配置身份提供程式](#)

[從Duo調配使用者和組](#)

[屬性對映 \(必填 \)](#)

[Duo Single Sign-On for Cisco Secure Access](#)

關於此翻譯

思科已使用電腦和人工技術翻譯本文件，讓全世界的使用者能夠以自己的語言理解支援內容。請注意，即使是最佳機器翻譯，也不如專業譯者翻譯的內容準確。Cisco Systems, Inc. 對這些翻譯的準確度概不負責，並建議一律查看原始英文文件（提供連結）。