

将企业电话转换为MPP或反之

目标

本文将概述思科电话，并解释从思科统一IP电话到多平台电话(MPP)的一次性转换的基本第一步，反之亦然。请考虑这个小介绍，让您朝着正确的方向前进。可在云升级器上找到指导您完成整个流程的另[一种解释](#)。

简介

如果您无法正确注册新IP电话，则可能为您的企业购买了错误的型号。如果是这种情况，您应联系提供商，将其交换为正确的。如果不能选择返回，您可以在某些型号上执行从企业到MPP的一次性转换，反之亦然。

请继续阅读，了解这两个平台之间的相似之处和差异。[否则，请点击此处直接转到资格要求](#)。

思科多平台电话(MPP)和思科统一IP电话都提供互联网协议语音(VoIP)通信。

MPP电话需要来自互联网电话服务提供商(ITSP)或IP专用分支交换(PBX)呼叫控制服务器的服务。WebEx呼叫、振铃中心和Verizon是ITSP的示例。与Cisco MPP电话配合使用的IP PBX服务的一些示例包括星号、中心和元交换机平台。

思科统一IP电话专供思科统一通信管理器(CUCM)使用，后者是内部呼叫管理器。只有大型企业（大型公司）才会购买CUCM，因为对于中小型企业而言，CUCM成本过高。

用于CUCM的电话无法向外部ITSP或IP PBX注册。它们仅与内部CUCM交互。同样，MPP电话不能与CUCM一起使用。

要了解有关思科电话的详细信息，请参阅[比较和对比：思科IP MPP电话和思科统一IP电话](#)

目录

[符合转换条件的模型](#)

[升级到最新固件](#)

[传统许可](#)

[传统帐户](#)

符合转换条件的模型

这些模型截至本文发布日期为止都是准确的，但这可能会随着时间而改变。[云升级器](#)将是最新列表的参考位置。

Cisco Unified IP电话型号可一次性转换为MPP电话：

7800 Series (*limitations apply)	8800 audio series	8800 video series
CP-7811-K9=	CP-8811-K9= *(V14 or earlier)	CP-8845-K9=
CP-7821-K9= *(V03 or later)	CP-8841-K9= *(V14 or earlier)	CP-8865-K9=
CP-7841-K9= *(V04 or later)	CP-8851-K9= *(V14 or earlier)	
CP-7861-K9= *(V03 or later)	CP-8861-K9= *(V14 or earlier)	
CP-7832-K9=	CP-8832-K9=	

注意：7821、7841和7861必须是第3版或更高版本，7841必须是第4版或更高版本，否则无资格迁移到思科统一IP电话。

MPP电话型号可一次性转换为思科统一IP电话：

7800 Series	8800 audio Series	8800 video Series
CP-7811-3PCC-K9=	CP-8811-3PCC-K9=	CP-8845-3PCC-K9=
CP-7821-3PCC-K9=	CP-8841-3PCC-K9=	CP-8865-3PCC-K9=
CP-7841-3PCC-K9=	CP-8851-3PCC-K9=	
CP-7861-3PCC-K9=	CP-8861-3PCC-K9=	
CP-7832-3PCC-K9=	CP-8832-3PCC-K9=	

注意：8821、8851NR、8865NR和8831不符合迁移到MPP的条件。

升级到最新固件

在进行转换之前，电话需要安装最新的固件版本。

升级Cisco Unified IP电话：

[单独升级IP电话固件](#)（在最初用于CUCM的电话上）

升级MPP电话：

[通过升级规则升级7800和8800系列多平台电话的固件](#)

[通过Web浏览器命令升级思科IP电话7800和8800多平台系列的固件](#)

传统许可

如果您的电话符合转换条件，并且您已升级到最新固件，则需要为每部电话购买许可证。有关许可证购买位置的详细信息，请与供应商联系。

注意：如果您有FLEX帐户，请跳至[Flex帐户许可](#)。

您将订购以下其中一项：

L-CP-E2M-88XX-CNV

L-CP-E2M-88XX-CNV

L-CP-M2E-88XX-CNV

L-CP-M2E-88XX-CNV

E2M表示许可证用于企业到MPP。M2E表示从MPP转换到企业。请注意编码，确保您购买了正确的编码。

许可证SKU图例：

E2M — 企业(CUCM/HCS)到MPP

M2E - MPP到企业(CUCM/HCS)

订购许可证后，您将收到一封电子邮件，其中包含向下单时输入的电子邮件地址发送的申请证书。领款申请证书将包含产品授权密钥(PAK)，其数量为。该电子邮件还将包含下载过渡固件的链接。

许可证示例1.在电子邮件底部，您将看到已订购的许可证的SKU、说明和数量。此外，您还可以点击注册申请证书(Register Claim Certificates)链接，将许可证加载到您的许可证和注册门户中。

Thank you for using Cisco's eDelivery system. The following order is now available for download:

Order Details			
Bill-To PO #	Vice versa test 1	Cisco Order Number	107589550
Bill-To Account	TEST NOT REAL	AIC #	112053946
Ship-To Account	TEST NOT REAL	AIC #	112053946
End Customer Account	TEST NOT REAL		

To access the order, one of the following actions will need to be performed

1. Use the links in the table below.
2. Forward this email to your customer.
3. Log into [eDelivery](#) and send an Order Based Access (OBA) directly from the eDelivery application.

The table below, can contain the following links, to access the order:

- **eDelivery Access Order:** Access and download all the order content including software, licenses, documentation, additional items and instructions via eDelivery.
- **Register Claim Certificates (PAKs):** You may directly register your PAKs in the Product License Registration tool by clicking on the "Register Claim Certificate (PAKs)" link. It is no longer required for you to download the License docs to reo PAK(s).

Please Note: The person accessing the order and/or registering the license must have a Cisco.com user account.

If this order contains Software products, you have ninety (90) days from the date of this email to download the software, after which the access to the software will be restricted. Only one Software download is allowed during this period, although if you additional downloads or if you have passed the 90 day period, please request access through the eDelivery portal. Cisco Software may only be used pursuant to our End User License Agreement ("EULA"), which you agree to accept prior to download Software.

The Cisco products identified above are governed by the terms and conditions of the [Cisco End User License Agreement \("EULA"\)](#) and any applicable supplemental license terms, or by a vendor software license agreement, if applicable. You may be accept the EULA prior to accessing the software.

eDelivery Access Order					
Line Id	Product ID (SKU)	Description	Qty	Carton/Cust Ref	Line Notes
1045386032	L-CP-M2E-78XX-CNV	Convert 7800 series MPP phones to Enterprise Firmware	50	null	Register Claim Certificates (PAKs)

[eDelivery Access Order](#)

- **eDelivery Support:** If you are experiencing any order access or download issues, please email edelivery-customer-support@cisco.com.
- **Licensing Support:** For any other license issues, please email licensing@cisco.com.

许可证示例2。对于此证书示例，将列出部件号、产品说明和订购数量。此外，还有下载所需过渡固件的链接。PAK也会显示。



Dear Customer,


Thank you for your purchase of Cisco Software and/or Licenses. The information in this document is needed to claim your license. Retain this document for your records.

Registration Information

1. Log on to <http://www.cisco.com/go/license> and follow the registration instructions to obtain the license authorization key/file.
2. The Product Authorization Key (PAK) number(s) and PIN found below are required for the registration process.

Product Name	Product Description	Entitlement Qty
L-CP-E2M-88XX-CNV=	Convert 8800 series Enterprise phones to MPP Firmware	1000

Download migration firmware at: <https://www.cisco.com/CCO-path-hidden-from-public/sip88xx.TLexE2M-rc-010.loads>

Product Authorization Key (PAK): 76 

Order#: 104531170 - Line#: 1 - Ship Set: 1

Support

If you need additional assistance or have a question, please access one of the below links:

- With your Cisco.com ID, Log onto TAC Service Request Tool at : <https://mycase.cloudapps.cisco.com/create/start>
- For a directory of Country specific Telephone Number, go to: <https://www.cisco.com/c/en/us/support/web/tsd-cisco-worldwide-contacts.html>

传统帐户

如果您有传统帐户，则导航到思科[软件](#)。在“许可证”下，选择“传统许可”。



License

[Traditional Licensing](#)

Generate and manage PAK-based and other device licenses, including demo licenses

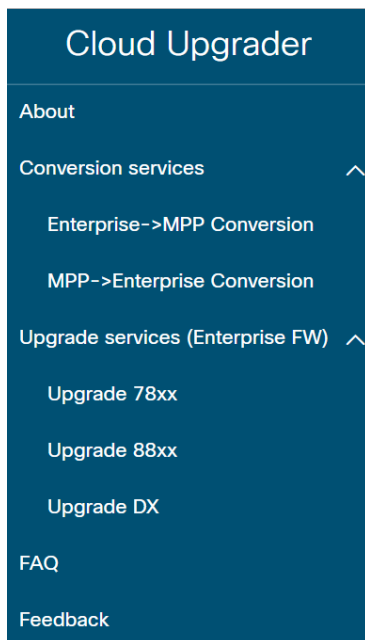
[Smart Software Licensing](#)

Track and manage Smart Software Licenses.

[Enterprise Agreements](#)

Generate and manage licenses from Enterprise Agreements.

如果您确信要进行此转换，请转到云[升级器](#)完成此过程。



灵活帐户许可

如果您订用Flex帐户，则无需额外费用，但数量仅限于用户数量。有关思科协作灵活计划的详细信息，请单[击此处](#)。

您将订购以下其中一项：

L-CP-E2M-FLEX-CNV=

L-CP-M2E-FLEX-CNV=

如果您有Flex帐户，请转至思[科软件](#)。在“下载和升级”下，选择“使用MCE升级版本”。



Download & Upgrade

Software Download

Download new software or updates to your current software

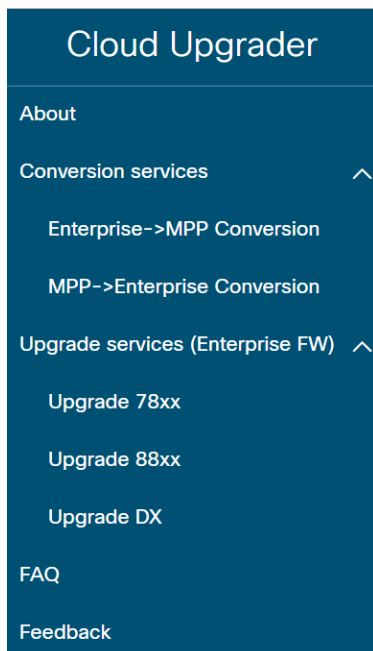
eDelivery

Get fast electronic fulfillment of software, licenses, and documentation

Version Upgrade using MCE **New**

Order major upgrades to software such as Unified Communications

如果您确信要进行此转换，请转到云升[级器](#)完成此过程。



结论

您正在向适合您的业务的解决方案过渡，您的转换选项非常出色。

如果您希望了解此流程的更多指南，请查看以下指南：

- [在企业固件和多平台固件之间转换Cisco IP电话7800和8800系列指南](#)
- [思科IP电话7800和8800系列迁移指南 \(本地到多平台电话\)](#)