

寄存器FindIT对Cisco聪明的帐户的网络管理器

Introduction

Cisco聪明软件准许简化准许经验，使更加容易购买，配置，跟踪和更新Cisco软件。它提供公开性到许可证所有权和消耗通过单个，简单的用户界面。

使用聪明的软件管理器，您能组织和查看您的在告诉虚拟帐户的组的许可证。注册您的在您的虚拟帐户的设备允许您管理您的部门、区域或者位置的许可证在您的组织内。通过使用产品实例注册令牌，您能容易地注册您的设备用他们的唯一设备标识符(UDIs)。

聪明软件许可证在您的虚拟帐户包含关于所有的信息许可证。它允许您执行以下：

- 查看在虚拟帐户的所有许可证列表。
- 查看关于，并且产品使用它的一个特定许可证的信息。
- 查看关于戒备的信息特定许可证的。
- 调用许可证在虚拟帐户之间。
- 对.csv文件导出许可证列表。

有是有效在一段不同的时期内许可证的三种类型：

- 永久许可证保持有效并且没有到期。
- 必须在60天之后更新演示许可证。
- 术语许可证保持有效在指定的周期一到三年内。
- 当他们到期，许可证从虚拟帐户被去除。

注册FindIT网络管理器的指南对您聪明的帐户：

1. 创建一个聪明的帐户。[关于关于如何的说明请求一个聪明的帐户，请点击此处。](#)
2. 生成一个产品实例注册令牌。[了解，如何请点击此处。](#)
3. 注册FindIT网络管理器对聪明的帐户。

FindIT网络管理器的许可证页允许您发现对于您的网络是必需的许可证的数量和类型，并且允许您联络管理器到Cisco聪明的授权系统。在此页是两个信息面板：

- 聪明的软件授权状态—此面板显示聪明的许可证客户端和信息的注册状态关于聪明的帐户在使用中。
- 聪明的许可证使用方法—此面板列出根据网络的当前状态和类型需要的许可证的数量。此信息将自动地更新作为网络更改，并且管理器将更新从聪明的帐户请求的许可证的数量。状态地区显示许可证的所需数量的是否顺利地得到了。

此页也包含控制允许您注册和管理许可证对从您聪明的帐户的管理器。

如果管理器在评估模式下运作或者不获得足够的许可证管理网络，消息在FindIT网络管理器的用户界面的报头将显示。如果超过10个设备是在使用中的在评估模式下，或者管理器不能获得足够的许可证经营，则您有校正90的天情况。如果问题没有涉及在90天内，管理器的若干功能将是有限，直到问题通过获得更多许可证涉及，否则减少管理的设备的数量。

客观

在注册对FindIT网络管理器的聪明的软件许可证前，您需要首先生成产品实例注册令牌。产品

实例是个别的设备用使用产品实例注册令牌，注册的唯一设备标识符(UDI)。您能注册一个产品的几个实例与单个注册令牌的。每个产品实例能有位于同一个虚拟帐户的一个或更多许可证。

此条款提供指令关于怎样注册FindIT网络管理器到您的Cisco聪明的帐户。

可适用的设备

- FindIT网络管理器

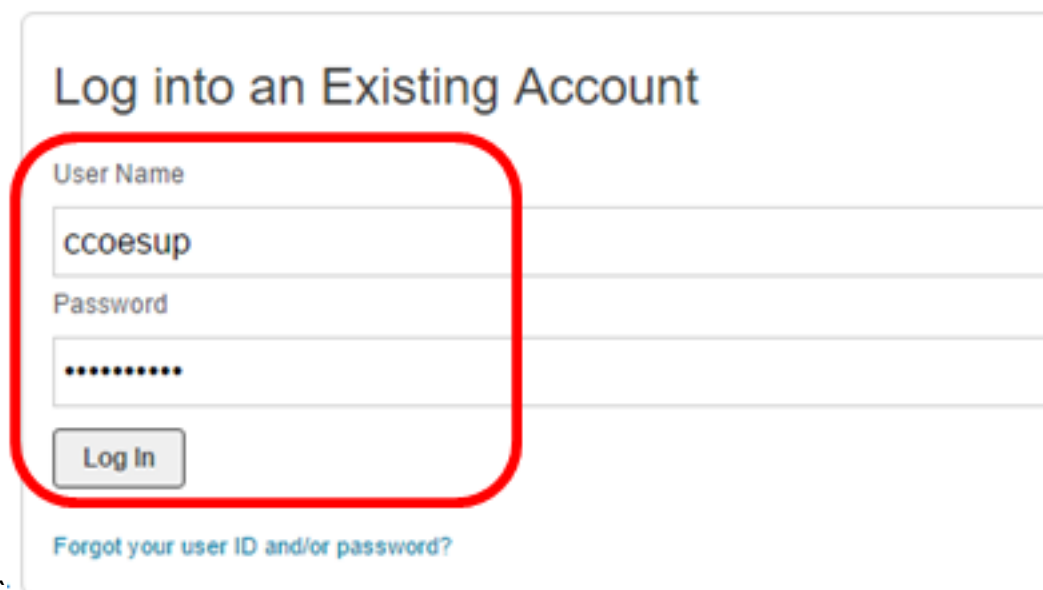
软件版本

- 1.1

寄存器FindIT对您的Cisco聪明的帐户的网络管理器

注册FindIT网络管理器对您聪明的帐户

第 1 步：使用您的Web浏览器，请访问[Cisco软件中央](#)页然后登陆对您聪明的帐户。



The screenshot shows a login form with the following elements:

- Title: Log into an Existing Account
- User Name field: Contains the text 'ccoesup'.
- Password field: Contains a series of dots to mask the password.
- Log In button: A rectangular button with the text 'Log In'.
- Forgot your user ID and/or password?: A blue link below the password field.

注意：如果没有一个帐户，请通过当前点击**寄存器**创建新的。

Create A New Account

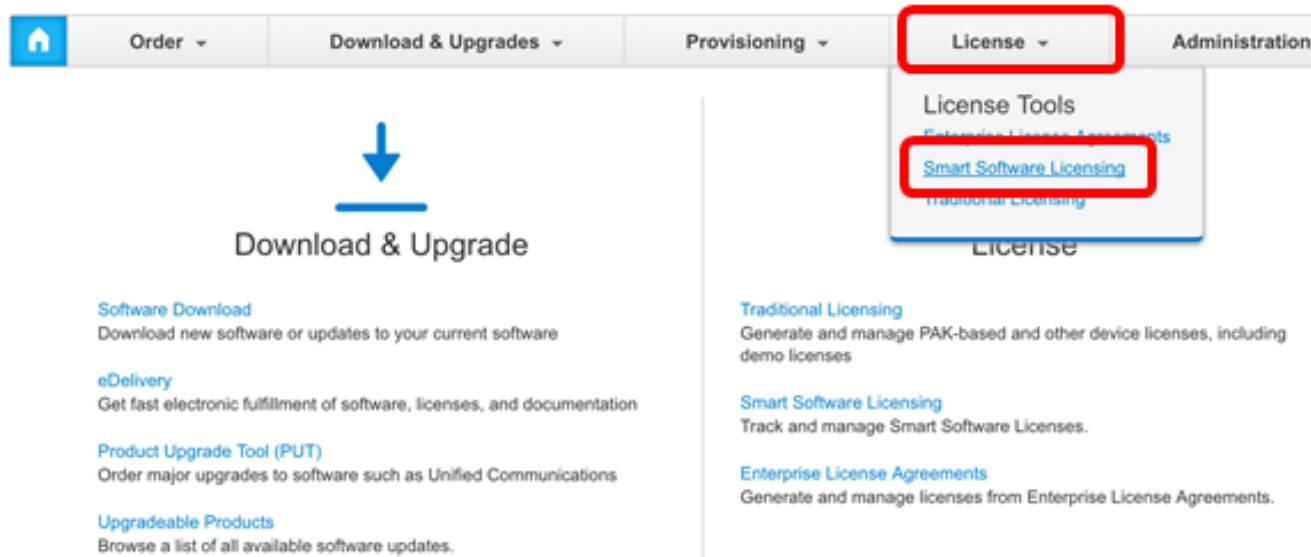
There are various levels of access depending on your relationship with Cisco. Review the [benefits of registration](#) and find the level that is most appropriate for you.

[Register Now](#)

Step 2.在Cisco软件中央页，请选择许可证>聪明软件许可证。

Cisco Software Central

English [Change]  Hello, Cisco Demo Sma



Order ▾ Download & Upgrades ▾ Provisioning ▾ **License ▾** Administration

License Tools
[Enterprise License Agreements](#)
[Smart Software Licensing](#)
[Traditional Licensing](#)

License

Download & Upgrade

[Software Download](#)
Download new software or updates to your current software

[eDelivery](#)
Get fast electronic fulfillment of software, licenses, and documentation

[Product Upgrade Tool \(PUT\)](#)
Order major upgrades to software such as Unified Communications

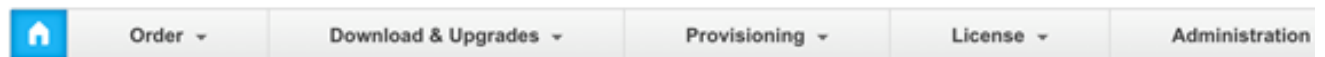
[Upgradeable Products](#)
Browse a list of all available software updates.

[Traditional Licensing](#)
Generate and manage PAK-based and other device licenses, including demo licenses

[Smart Software Licensing](#)
Track and manage Smart Software Licenses.

[Enterprise License Agreements](#)
Generate and manage licenses from Enterprise License Agreements.

Note:或者，您能点击聪明软件许可证在许可证地区下。



Order ▾ Download & Upgrades ▾ Provisioning ▾ License ▾ Administration

Download & Upgrade

Software Download
Download new software or updates to your current software

eDelivery
Get fast electronic fulfillment of software, licenses, and documentation

Product Upgrade Tool (PUT)
Order major upgrades to software such as Unified Communications

Upgradeable Products
Browse a list of all available software updates.

License

Traditional Licensing
Generate and manage PAK-based and other device licenses, including demo licenses

Smart Software Licensing
Track and manage Smart Software Licenses.

Enterprise License Agreements
Generate and manage licenses from Enterprise License Agreements.

步骤3. 点击库存。

Smart Software Licensing

Alerts **Inventory** License Conversion | Reports | Email Notification | Satellites | Activity

Virtual Account: **sbsb**

General

Licenses

Product Instances

Event Log

Virtual Account

步骤4. 点击您要使用FindIT网络管理器的产品实例注册令牌。

Product Instance Registration Tokens

The registration tokens below can be used to register new product instances to this virtual account.

New Token...

Token	Expiration Date	Description	Export-Controlled
NTA3NzFjMjEtZ...	2017-Aug-04 00:48:...	test	Allowed
YmFiMzM0NTUt...	2017-Aug-24 22:53:...	FindIT 1.1	Allowed

Note: 在本例中，FindIT的1.1一个令牌被选择。

步骤5. 按在您的关键董事会的Ctrl+C复制令牌。

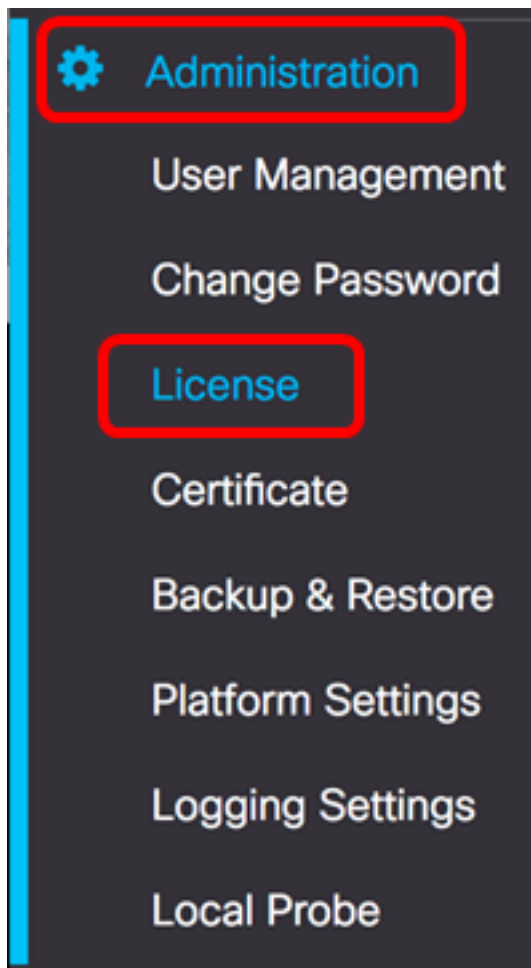
Token



```
NTA3NzFjMjEtZmMyMi00YmQ3LWJlY2YtZGNlZjI4NDkxOGFjLTE1MD  
E4MDc3%0AMDE5OTR8czZNNFBWejdUSEpWSUY0bFhQVkJFQYld6  
Zkl0ZXFsZ3RCRFhoYkty%0Aa0FwRT0%3D%0A
```

Press ctrl + c to copy selected text to clipboard.

步骤6. 您的FindIT网络管理器管理GUI的洛金然后选择**Administration > 许可证**。



第 7 步：在聪明的软件准许页，请点击**寄存器**。

Note: 一个未注册的FindIT网络管理器实例将显示评估模式。



Smart Software Licensing



You are currently running in Evaluation Mode. To register FindIT System Administration with Cisco Smart Software Licensing:
Ensure this product has access to the internet or a Smart Software Manager satellite installed on your network. This might require you to [edit the Smart Call Home Transport Settings](#)
Log in to your Smart Account in [Smart Software Manager](#) or your Smart Software Manager satellite
Navigate to the Virtual Account containing the license to be used by this Product Instance
Generate a Product Instance Registration Token (this identifies your Smart Account) and copy or save it

Register

[Learn more about Smart Software Licensing](#)

第8步。在产品实例注册令牌的字段，请按在您的关键董事会的Ctrl+ v粘贴令牌然后点击OK键。

Smart Software Licensing Product Registration



To register the product for Smart Software licensing:

Ensure that you have connectivity to the url specified in your Smart Call Home settings. By default, this will require internet access. See the online help for registering to a Smart Software Manager satellite.

Paste the Product Instance Registration Token you generated from [Smart Software Manager](#) or your Smart Software Manager satellite.

Product Instance Registration Token:

NTA3NzFjMjEtZmMyMi00YmQ3LWJiY2YtZGNIZjI4NDkxOGFjLTE1MDE4MDc3%0AMDE5OTR8czZNNF
BWejdUSEpWSUY0bFhQVkfQYId6ZkI0ZXFsZ3RCRFhoYkty%0Aa0FwRT0%3D%0A ✓

Ok

Cancel

第9步(可选)聪明的软件准许通知消息的注册的产品将出现。按x按钮关闭消息。

Smart Software Licensing Product Registration



To register the product for Smart Software licensing:
Registering product for Smart Software Licensing 13 seconds

Enter that you have connectivity to the uri specified in your Smart Call Home settings. By default this will require internet access. See the online help for registering to a Smart Software Manager satellite.

Paste the Product Instance Registration Token you generated from Smart Software Manager or your Smart Software Manager satellite.

Product Instance Registration Token:

```
NTA3NzFjMjEtZmMyMi00YmQ3LWJiY2YtZGNIZjI4NDkxOGFjLTE1MDE4MDc3%0AMDE5OTR8czZNNF  
BWejdUSEpWSUY0bFhQVkfQYld6Zkl0ZXFsZ3RCRFhoYkty%0Aa0FwRT0%3D%0A
```

Ok **Cancel**

FindIT网络管理器向Cisco聪明准许登记并且为网络设备的数量管理的请求足够的许可证。如果有可用不足的许可证，消息在用户界面将显示，并且您将有获得90的天足够的许可证，在系统功能是有限的。



Smart Software Licensing

To view and manage Smart License for your Cisco Smart Account, go to [Smart Software Manage](#)

Actions ▾

Smart Software Licensing Status ^

Registration Status: i **Registered** (2017-07-06 11:25:43.437)

License Authorization Status: i **Authorized** (2017-07-06 11:25:48.187)

Smart Account: Cisco Demo Smart Account

Virtual Account: sbkm

Product Instance Name: e36eff2-1417-48c7-801f-1030d4bf8a53

Export-Controlled Functionality: Allowed

Transport Setting: [Direct View](#)

Smart License Usage ^

License	Description	Count	Status
Single device license for FindIT Net work Manager	Single device license for FindIT Net 10 work Manager		i Authorized

第10.步(可选)点击**注册**的链路显示注册状态。

Smart Software Licensing

To view and manage Smart License for your Cisco Smart

Smart Software Licensing Status

Registration Status:	Registered (2017-07-06 13:30:09.334)
License Authorization Status:	Authorized (2017-07-06 13:24:52.816)
Smart Account:	Cisco Demo Smart Account
Virtual Account:	sbkm
Product Instance Name:	Oeec255e-c535-4515-817e-ae692e120b2e
Export-Controlled Functionality:	Allowed
Transport Setting:	Direct View

This product is registered for Smart Software Licensing

Last Renewal Attempt: 2017-07-06 13:30:09.334 (Succeeded)
Next Renewal Attempt: 2018-01-02 13:30:09.334
Registration Expires: 2018-07-06 13:24:07

第11.步(可选)点击**被核准的**链路显示许可证授权状态。

Smart Software Licensing Status

Registration Status:	Registered
License Authorization Status:	Authorized (2017-07-06 13:36:00.533)
Smart Account:	Cisco Demo Smart Account

All licenses requested by this product are authorized for use

Last Renewal Attempt: 2017-07-06 13:36:00.533 (Succeeded)
Next Renewal Attempt: 2017-08-05 13:36:00.533
Registration Expires: 2017-10-04 13:29:59.543

您应该成功当前注册FindIT网络管理器到您的Cisco聪明的帐户。

[要了解如何管理在您的FindIT网络管理器的许可证，请点击此处。](#)

验证注册的FindIT网络管理器对Cisco聪明的帐户

第 1 步：在许可证页，请点击**聪明的软件管理**链路。您将处理对聪明的软件管理器页。



Smart Software Licensing

To view and manage Smart License for your Cisco Smart Account, go to [Smart Software Manage](#)

Actions ▾

Smart Software Licensing Status ^

Registration Status:	i Registered (2017-07-06 11:25:43.437)
License Authorization Status:	i Authorized (2017-07-06 11:25:48.187)
Smart Account:	Cisco Demo Smart Account
Virtual Account:	sbkm
Product Instance Name:	e36eff2-1417-48c7-801f-1030d4bf8a53
Export-Controlled Functionality:	Allowed
Transport Setting:	Direct View

Smart License Usage ^

License	Description	Count	Status
Single device license for FindIT Net work Manager	Single device license for FindIT Net 10 work Manager		i Authorized

Step 2. 在您聪明的帐户聪明的软件准许页，请点击Inventory>产品实例。

Smart Software Licensing

Alerts **Inventory** | License Conversion | Reports | Email Notification | Satellites | ActivityVirtual Account: **sbsb** ▼

General

Licenses

Product Instances

Event Log

第 3 步：从产品实例表，请验证设备的主机名是否是列出的。如果设备不是列出的，意味着设备完全地注销登记。

Note:在本例中，FindITManager在产品实例表里列出到注册的设备。

Name	Product Type	Last Contact	Alerts	Actions
FindITManager	SWAPP	2017-Jul-06 03:32:32		Actions ▼
router44556F	GATEWAY	2017-Apr-27 17:16:28		Actions ▼
router445719	GATEWAY	2017-Feb-28 18:40:05		Actions ▼
router445A0A	GATEWAY	2017-Jul-03 15:29:30		Actions ▼
router4464CC	GATEWAY	2017-Apr-11 04:16:56		Actions ▼
router447453	GATEWAY	2017-Jul-04 06:52:26		Actions ▼

Showing All 6 Records

您应该顺利地当前验证了在您的Cisco聪明的帐户的注册的产品实例。