

Como aplicar Listas de acesso às interfaces de discagem com um server TACACS+

Índice

[Introdução](#)

[Pré-requisitos](#)

[Requisitos](#)

[Componentes Utilizados](#)

[Convenções](#)

[Configurar](#)

[Diagrama de Rede](#)

[Configurações](#)

[Defina listas de acessos numeradas no roteador](#)

[Defina Listas de acesso no server](#)

[Verificar](#)

[Troubleshooting](#)

[Comandos para Troubleshooting](#)

[Informações Relacionadas](#)

[Introdução](#)

Este documento demonstra como aplicar Listas de acesso às interfaces de discagem com um server TACACS+. Há dois métodos possíveis:

- Defina a lista de acessos numerada no roteador e proveja a lista de acessos numerada no server. Isto é apoiado na maioria de software release de Cisco IOS®.
- Defina a lista de acessos inteira no server. O Cisco IOS Software Release 11.3 ou Mais Recente é exigido para este **método de usuário**.

Nota: Para o ISDN, você deve usar o **método de usuário** e você deve ter os Perfis virtuais configurados no roteador.

[Pré-requisitos](#)

[Requisitos](#)

Não existem requisitos específicos para este documento.

[Componentes Utilizados](#)

As informações neste documento são baseadas nestas versões de software e hardware:

- Cisco IOS Software Release 11.1 ou Mais Recente (defina Listas de acesso no roteador)Cisco IOS Software Release 11.3 ou Mais Recente (defina Listas de acesso no server)
- Cisco Secure ACS para UNIXCisco Secure ACS for Windows 2.x e mais tardeFreeware TACACS+

Nota: Este documento supõe que o acesso do seletor esteve configurado previamente. Este documento não discute os detalhes da configuração do seletor. Refira [configurar o NAS para o acesso de discagem básico](#) para obter informações sobre de como configurar um servidor do acesso de rede (NAS) para o seletor.

As informações neste documento foram criadas a partir de dispositivos em um ambiente de laboratório específico. Todos os dispositivos utilizados neste documento foram iniciados com uma configuração (padrão) inicial. Se a sua rede estiver ativa, certifique-se de que entende o impacto potencial de qualquer comando.

[Convenções](#)

Consulte as [Convenções de Dicas Técnicas da Cisco](#) para obter mais informações sobre convenções de documentos.

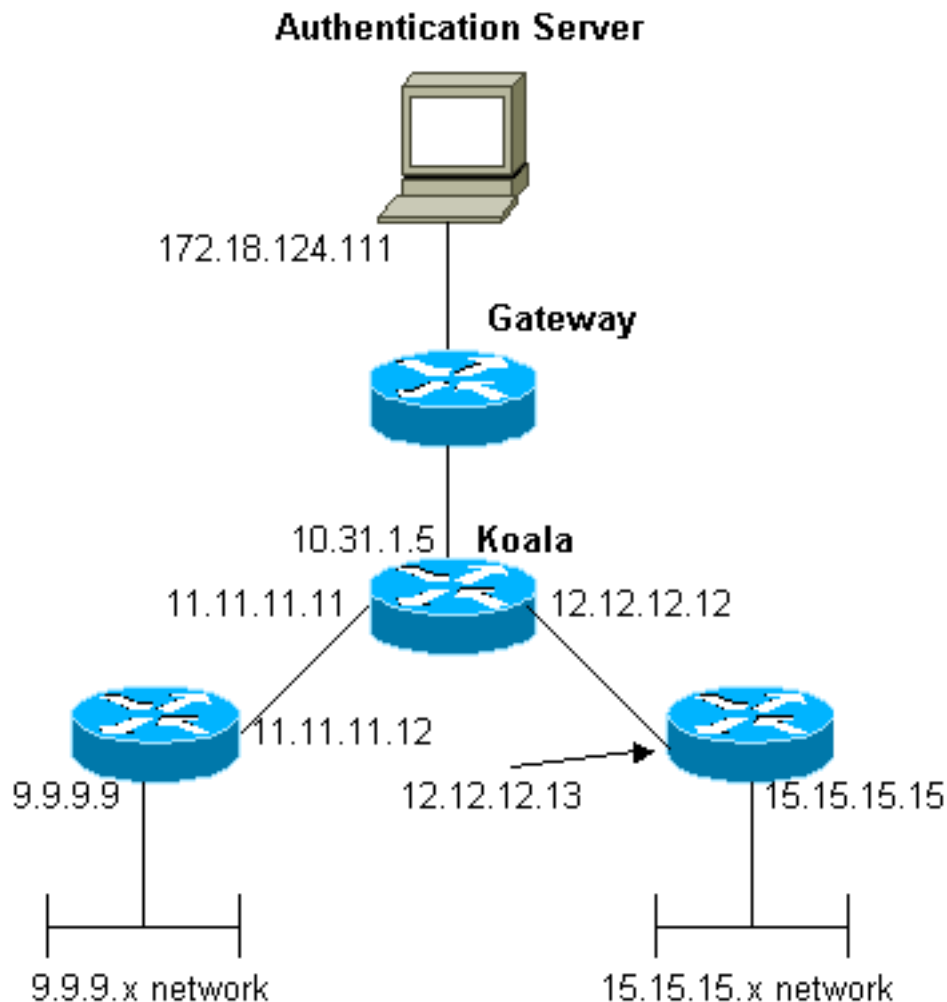
[Configurar](#)

Nesta seção, você encontrará informações para configurar os recursos descritos neste documento.

Nota: Use a ferramenta [Command Lookup Tool](#) ([apenas para clientes registrados](#)) para obter mais informações sobre os comandos usados neste documento.

[Diagrama de Rede](#)

Este documento utiliza a seguinte configuração de rede:



Nota: As configurações permitem o usuário que recebe um endereço 1.1.1.x “do mypool” para sibilar (a rede 9.9.9.x do tráfego ICMP) e o telnet (tráfego TCP) à rede 15.15.15.x. Não permite que o usuário sibile a rede 15.15.15.x ou o telnet à rede 9.9.9.x.

Configurações

Este documento utiliza estas configurações.

- [Cisco IOS Software Release 12.0\(5\)T running do Cisco 2500 Series Router](#)
- [Cisco Secure ACS para o UNIX 2.3](#)
- [Cisco Secure ACS for Windows 3.2](#)

Defina listas de acessos numeradas no roteador

Cisco 2500 Series Router que executa o Cisco IOS Software Release 12.0(5)T

```
Current configuration:
!
version 12.0
service timestamps debug uptime
service timestamps log uptime
no service password-encryption
!
hostname koala
!
```

```
aaa new-model
!
!--- These three lines of the configuration !--- are
specific to Cisco IOS Software Release 12.0.5.T and
later. !--- See the Commands for Other Cisco IOS
Releases section for commands !--- for other Cisco IOS
releases. ! aaa authentication login default local group
tacacs+
aaa authentication ppp default if-needed group tacacs+
aaa authorization network default group tacacs+
enable secret 5 $1$mnZQ$g6XdsgVnnYjEa.17v.Pijl
enable password ww
!
username john password 0 doe
!
ip subnet-zero
!
cns event-service server
!
interface Ethernet0
ip address 10.31.1.5 255.255.255.0
no ip directed-broadcast
no mop enabled
!
interface Serial0
ip address 11.11.11.11 255.255.255.0
no ip directed-broadcast
no ip mroute-cache
no fair-queue
!
interface Serial1
ip address 12.12.12.12 255.255.255.0
no ip directed-broadcast
!
interface Async1
ip unnumbered Ethernet0
no ip directed-broadcast
encapsulation ppp
no ip route-cache
no ip mroute-cache
async mode dedicated
peer default ip address pool mypool
fair-queue 64 16 0
no cdp enable
ppp authentication chap
!
ip local pool mypool 1.1.1.1 1.1.1.5
ip classless
ip route 0.0.0.0 0.0.0.0 10.31.1.1
ip route 9.9.9.0 255.255.255.0 11.11.11.12
ip route 15.15.15.0 255.255.255.0 12.12.12.13
no ip http server
!
!--- Access list 101 is defined on the NAS. access-list
101 permit icmp 1.1.1.0 0.0.0.255 9.9.9.0 0.0.0.255
access-list 101 permit tcp 1.1.1.0 0.0.0.255 15.15.15.0
0.0.0.255
dialer-list 1 protocol ip permit
dialer-list 1 protocol ipx permit
!
!--- Specify TACACS+ server host and key. tacacs-server
host 172.18.124.111
tacacs-server key cisco
!
```

```
line con 0
transport input none
line 1
modem InOut
transport input all
stopbits 1
speed 115200
flowcontrol hardware
line 2 16
line aux 0
line vty 0 4
password ww
!
end
```

[Comandos para outras versões de Cisco IOS](#)

Nota: A fim usar estes comandos, remova os comandos em corajoso da configuração do [Cisco 2500 Series Router](#) e cole estes comandos dentro, como ditado por seu Cisco IOS Software Release.

Cisco IOS Software Release 11.3.3.T com 12.0.5.T

Current configuration:

```
!
version 12.0
service timestamps debug uptime
service timestamps log uptime
no service password-encryption
!
hostname koala
!
aaa new-model
!
!--- These three lines of the configuration !--- are specific to Cisco IOS Software Release
12.0.5.T and later. !--- See the Commands for Other Cisco IOS Releases section for commands !---
for other Cisco IOS releases. ! aaa authentication login default local group tacacs+
aaa authentication ppp default if-needed group tacacs+
aaa authorization network default group tacacs+
enable secret 5 $1$mnZQ$g6XdsgVnnYjEa.17v.Pij1
enable password ww
!
username john password 0 doe
!
ip subnet-zero
!
cns event-service server
!
interface Ethernet0
ip address 10.31.1.5 255.255.255.0
no ip directed-broadcast
no mop enabled
!
interface Serial0
ip address 11.11.11.11 255.255.255.0
no ip directed-broadcast
no ip mroute-cache
no fair-queue
!
interface Serial1
ip address 12.12.12.12 255.255.255.0
```

```

no ip directed-broadcast
!
interface Async1
ip unnumbered Ethernet0
no ip directed-broadcast
encapsulation ppp
no ip route-cache
no ip mroute-cache
async mode dedicated
peer default ip address pool mypool
fair-queue 64 16 0
no cdp enable
ppp authentication chap
!
ip local pool mypool 1.1.1.1 1.1.1.5
ip classless
ip route 0.0.0.0 0.0.0.0 10.31.1.1
ip route 9.9.9.0 255.255.255.0 11.11.11.12
ip route 15.15.15.0 255.255.255.0 12.12.12.13
no ip http server
!
!--- Access list 101 is defined on the NAS. access-list 101 permit icmp 1.1.1.0 0.0.0.255
9.9.9.0 0.0.0.255
access-list 101 permit tcp 1.1.1.0 0.0.0.255 15.15.15.0 0.0.0.255
dialer-list 1 protocol ip permit
dialer-list 1 protocol ipx permit
!
!--- Specify TACACS+ server host and key. tacacs-server host 172.18.124.111
tacacs-server key cisco
!
line con 0
transport input none
line 1
modem InOut
transport input all
stopbits 1
speed 115200
flowcontrol hardware
line 2 16
line aux 0
line vty 0 4
password ww
!
end

```

Cisco IOS Software Release 11.1 com 11.3.3.T

Current configuration:

```

!
version 12.0
service timestamps debug uptime
service timestamps log uptime
no service password-encryption
!
hostname koala
!
aaa new-model
!
!--- These three lines of the configuration !--- are specific to Cisco IOS Software Release
12.0.5.T and later. !--- See the Commands for Other Cisco IOS Releases section for commands !---
for other Cisco IOS releases. !
aaa authentication login default local group tacacs+
aaa authentication ppp default if-needed group tacacs+
aaa authorization network default group tacacs+
enable secret 5 $1$mnZQ$g6XdsgVnnYjEa.l7v.Pij1

```

```
enable password ww
!
username john password 0 doe
!
ip subnet-zero
!
cns event-service server
!
interface Ethernet0
ip address 10.31.1.5 255.255.255.0
no ip directed-broadcast
no mop enabled
!
interface Serial0
ip address 11.11.11.11 255.255.255.0
no ip directed-broadcast
no ip mroute-cache
no fair-queue
!
interface Serial1
ip address 12.12.12.12 255.255.255.0
no ip directed-broadcast
!
interface Async1
ip unnumbered Ethernet0
no ip directed-broadcast
encapsulation ppp
no ip route-cache
no ip mroute-cache
async mode dedicated
peer default ip address pool mypool
fair-queue 64 16 0
no cdp enable
ppp authentication chap
!
ip local pool mypool 1.1.1.1 1.1.1.5
ip classless
ip route 0.0.0.0 0.0.0.0 10.31.1.1
ip route 9.9.9.0 255.255.255.0 11.11.11.12
ip route 15.15.15.0 255.255.255.0 12.12.12.13
no ip http server
!
!--- Access list 101 is defined on the NAS. access-list 101 permit icmp 1.1.1.0 0.0.0.255
9.9.9.0 0.0.0.255
access-list 101 permit tcp 1.1.1.0 0.0.0.255 15.15.15.0 0.0.0.255
dialer-list 1 protocol ip permit
dialer-list 1 protocol ipx permit
!
!--- Specify TACACS+ server host and key. tacacs-server host 172.18.124.111
tacacs-server key cisco
!
line con 0
transport input none
line 1
modem InOut
transport input all
stopbits 1
speed 115200
flowcontrol hardware
line 2 16
line aux 0
line vty 0 4
password ww
!
```

end

Configuração do servidor - Freeware TACACS+

Current configuration:

```
!  
version 12.0  
service timestamps debug uptime  
service timestamps log uptime  
no service password-encryption  
!  
hostname koala  
!  
aaa new-model  
!  
!--- These three lines of the configuration !--- are specific to Cisco IOS Software Release  
12.0.5.T and later. !--- See the Commands for Other Cisco IOS Releases section for commands !---  
for other Cisco IOS releases. ! aaa authentication login default local group tacacs+  
aaa authentication ppp default if-needed group tacacs+  
aaa authorization network default group tacacs+  
enable secret 5 $1$mnZQ$g6XdsgVnnYjEa.17v.Pij1  
enable password ww  
!  
username john password 0 doe  
!  
ip subnet-zero  
!  
cns event-service server  
!  
interface Ethernet0  
ip address 10.31.1.5 255.255.255.0  
no ip directed-broadcast  
no mop enabled  
!  
interface Serial0  
ip address 11.11.11.11 255.255.255.0  
no ip directed-broadcast  
no ip mroute-cache  
no fair-queue  
!  
interface Serial1  
ip address 12.12.12.12 255.255.255.0  
no ip directed-broadcast  
!  
interface Async1  
ip unnumbered Ethernet0  
no ip directed-broadcast  
encapsulation ppp  
no ip route-cache  
no ip mroute-cache  
async mode dedicated  
peer default ip address pool mypool  
fair-queue 64 16 0  
no cdp enable  
ppp authentication chap  
!  
ip local pool mypool 1.1.1.1 1.1.1.5  
ip classless  
ip route 0.0.0.0 0.0.0.0 10.31.1.1  
ip route 9.9.9.0 255.255.255.0 11.11.11.12  
ip route 15.15.15.0 255.255.255.0 12.12.12.13  
no ip http server  
!
```



```

!--- Access list 101 is defined on the NAS. access-list 101 permit icmp 1.1.1.0 0.0.0.255
9.9.9.0 0.0.0.255
access-list 101 permit tcp 1.1.1.0 0.0.0.255 15.15.15.0 0.0.0.255
dialer-list 1 protocol ip permit
dialer-list 1 protocol ipx permit
!
!--- Specify TACACS+ server host and key. tacacs-server host 172.18.124.111
tacacs-server key cisco
!
line con 0
transport input none
line 1
modem InOut
transport input all
stopbits 1
speed 115200
flowcontrol hardware
line 2 16
line aux 0
line vty 0 4
password ww
!
end

```

Configuração do servidor - Cisco UNIX seguro - TACACS+

Current configuration:

```

!
version 12.0
service timestamps debug uptime
service timestamps log uptime
no service password-encryption
!
hostname koala
!
aaa new-model
!
!--- These three lines of the configuration !--- are specific to Cisco IOS Software Release
12.0.5.T and later. !--- See the Commands for Other Cisco IOS Releases section for commands !---
for other Cisco IOS releases. ! aaa authentication login default local group tacacs+
aaa authentication ppp default if-needed group tacacs+
aaa authorization network default group tacacs+
enable secret 5 $1$mnZQ$g6XdsgVnnYjEa.17v.Pij1
enable password ww
!
username john password 0 doe
!
ip subnet-zero
!
cns event-service server
!
interface Ethernet0
ip address 10.31.1.5 255.255.255.0
no ip directed-broadcast
no mop enabled
!
interface Serial0
ip address 11.11.11.11 255.255.255.0
no ip directed-broadcast
no ip mroute-cache
no fair-queue
!
interface Serial1
ip address 12.12.12.12 255.255.255.0

```

```

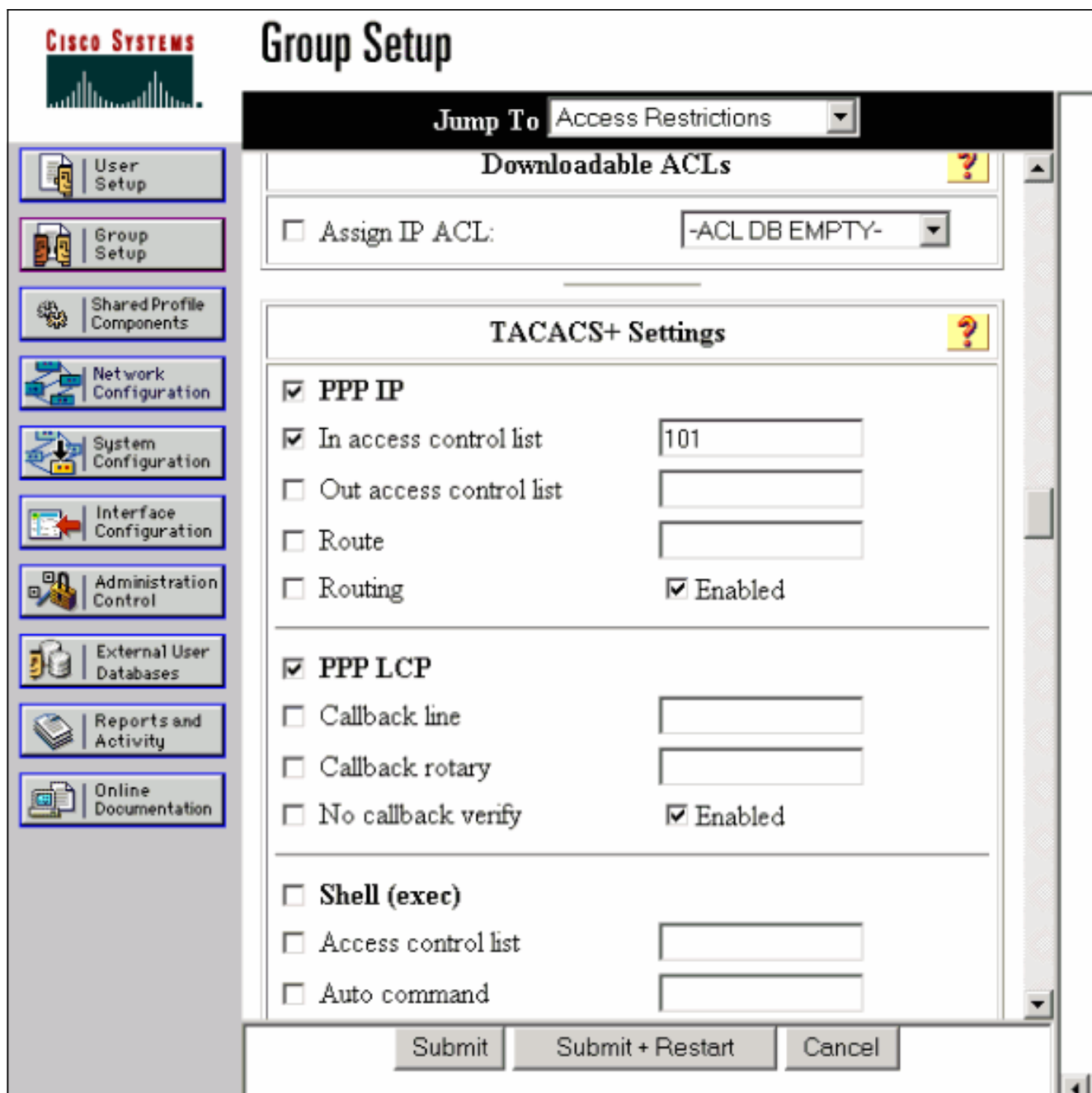
no ip directed-broadcast
!
interface Async1
ip unnumbered Ethernet0
no ip directed-broadcast
encapsulation ppp
no ip route-cache
no ip mroute-cache
async mode dedicated
peer default ip address pool mypool
fair-queue 64 16 0
no cdp enable
ppp authentication chap
!
ip local pool mypool 1.1.1.1 1.1.1.5
ip classless
ip route 0.0.0.0 0.0.0.0 10.31.1.1
ip route 9.9.9.0 255.255.255.0 11.11.11.12
ip route 15.15.15.0 255.255.255.0 12.12.12.13
no ip http server
!
!--- Access list 101 is defined on the NAS. access-list 101 permit icmp 1.1.1.0 0.0.0.255
9.9.9.0 0.0.0.255
access-list 101 permit tcp 1.1.1.0 0.0.0.255 15.15.15.0 0.0.0.255
dialer-list 1 protocol ip permit
dialer-list 1 protocol ipx permit
!
!--- Specify TACACS+ server host and key. tacacs-server host 172.18.124.111
tacacs-server key cisco
!
line con 0
transport input none
line 1
modem InOut
transport input all
stopbits 1
speed 115200
flowcontrol hardware
line 2 16
line aux 0
line vty 0 4
password ww
!
end

```

[Configuração do servidor - Cisco Secure ACS for Windows 2.x e mais tarde - TACACS+](#)

Termine estas etapas a fim configurar o Cisco Secure ACS for Windows para especificar que ACL o NAS deve aplicar.

1. Clique a **instalação de grupo**, selecione o grupo que o usuário pertence a, e o clique **edita ajustes**.
2. Clique o **IP PPP**, no **Access Control List** e nas caixas de seleção **PPP LCP** na seção dos ajustes TACACS+.Especifique o número ACL a ser aplicado (neste caso 101) “na caixa no Access Control List”.
3. Verifique **permitido** a fim permitir o **IP PPP** e as **opções PPP LCP**.



CISCO SYSTEMS

Group Setup

Jump To **Access Restrictions**

Downloadable ACLs

Assign IP ACL: **-ACL DB EMPTY-**

TACACS+ Settings

PPP IP

In access control list:

Out access control list:

Route:

Routing: Enabled

PPP LCP

Callback line:

Callback rotary:

No callback verify: Enabled

Shell (exec)

Access control list:

Auto command:

Submit Submit + Restart Cancel

[Debug de Exemplo de Roteador](#)

```

koala#show debug
General OS:
TACACS access control debugging is on
AAA Authentication debugging is on
AAA Authorization debugging is on
koala#show ip access-lists
Extended IP access list 101
permit icmp 1.1.1.0 0.0.0.255 9.9.9.0 0.0.0.255 log (2 matches)
permit tcp 1.1.1.0 0.0.0.255 15.15.15.0 0.0.0.255 log (11 matches)
koala#
4d05h: As1 AAA/AUTHOR/FSM: (0): LCP succeeds trivially
4d05h: %LINK-3-UPDOWN: Interface Async1, changed state to up
4d05h: AAA: parse name=Async1 idb type=10 tty=1
4d05h: AAA: name=Async1 flags=0x11 type=4 shelf=0 slot=0
adapter=0 port=1 channel=0
4d05h: AAA/MEMORY: create_user (0x54F934) user='chaptr'
ruser='' port='Async1' rem_addr='async' authn_type=CHAP
service=PPP priv=1

```

```
4d05h: AAA/AUTHEN/START (1203050692): port='Async1' list=''
action=LOGIN service=PPP
4d05h: AAA/AUTHEN/START (1203050692): using "default" list
4d05h: AAA/AUTHEN (1203050692): status = UNKNOWN
4d05h: AAA/AUTHEN/START (1203050692): Method=tacacs+ (tacacs+)
4d05h: TAC+: send AUTHEN/START packet ver=193 id=1203050692
4d05h: TAC+: Using default tacacs server-group "tacacs+" list.
4d05h: TAC+: Opening TCP/IP to 172.18.124.111/49 timeout=5
4d05h: TAC+: Opened TCP/IP handle 0x538778 to 172.18.124.111/49
4d05h: TAC+: 172.18.124.111 (1203050692) AUTHEN/START/LOGIN/CHAP queued
4d05h: TAC+: (1203050692) AUTHEN/START/LOGIN/CHAP processed
4d05h: TAC+: ver=192 id=1203050692 received AUTHEN status = GETPASS
4d05h: TAC+: Closing TCP/IP 0x538778 connection to 172.18.124.111/49
4d05h: TAC+: Opening TCP/IP to 172.18.124.111/49 timeout=5
4d05h: TAC+: Opened TCP/IP handle 0x538BBC to 172.18.124.111/49
4d05h: TAC+: Opened 172.18.124.111 index=1
4d05h: AAA: parse name=Async1 idb type=-1 tty=-1
4d05h: AAA: name=Async1 flags=0x11 type=4 shelf=0 slot=0 adapter=0
port=1 channel=0
4d05h: AAA/MEMORY: create_user (0x19FCF8) user='chaptrtr' ruser=''
port='Async1' rem_addr='async' authen_type=CHAP service=PPP priv=1
4d05h: TAC+: rev0 inbound chap for id=1203050692 using id=2966879003
4d05h: TAC+: 172.18.124.111 (2966879003) AUTHEN/START/SENDPASS/CHAP queued
4d05h: TAC+: (2966879003) AUTHEN/START/SENDPASS/CHAP processed
4d05h: TAC+: ver=192 id=2966879003 received AUTHEN status = PASS
4d05h: TAC+: rev0 inbound chap SENDPASS status=PASS for id=1203050692
4d05h: TAC+: rev0 inbound chap MD5 compare OK
4d05h: AAA/MEMORY: free_user (0x19FCF8) user='chaptrtr' ruser=''
port='Async1' rem_addr='async' authen_type=CHAP service=PPP priv=1
4d05h: TAC+: Closing TCP/IP 0x538BBC connection to 172.18.124.111/49
4d05h: AAA/AUTHEN (1203050692): status = PASS
4d05h: As1 AAA/AUTHOR/LCP: Authorize LCP
4d05h: As1 AAA/AUTHOR/LCP (3002156107): Port='Async1' list='' service=NET
4d05h: AAA/AUTHOR/LCP: As1 (3002156107) user='chaptrtr'
4d05h: As1 AAA/AUTHOR/LCP (3002156107): send AV service=ppp
4d05h: As1 AAA/AUTHOR/LCP (3002156107): send AV protocol=lcp
4d05h: As1 AAA/AUTHOR/LCP (3002156107): found list "default"
4d05h: As1 AAA/AUTHOR/LCP (3002156107): Method=tacacs+ (tacacs+)
4d05h: AAA/AUTHOR/TAC+: (3002156107): user=chaptrtr
4d05h: AAA/AUTHOR/TAC+: (3002156107): send AV service=ppp
4d05h: AAA/AUTHOR/TAC+: (3002156107): send AV protocol=lcp
4d05h: TAC+: using previously set server 172.18.124.111 from group tacacs+
4d05h: TAC+: Opening TCP/IP to 172.18.124.111/49 timeout=5
4d05h: TAC+: Opened TCP/IP handle 0x539000 to 172.18.124.111/49
4d05h: TAC+: Opened 172.18.124.111 index=1
4d05h: TAC+: 172.18.124.111 (3002156107) AUTHOR/START queued
4d05h: TAC+: (3002156107) AUTHOR/START processed
4d05h: TAC+: (3002156107): received author response status = PASS_ADD
4d05h: TAC+: Closing TCP/IP 0x539000 connection to 172.18.124.111/49
4d05h: As1 AAA/AUTHOR (3002156107): Post authorization status = PASS_ADD
4d05h: As1 AAA/AUTHOR/FSM: (0): Can we start IPCP?
4d05h: As1 AAA/AUTHOR/FSM (1577158668): Port='Async1' list='' service=NET
4d05h: AAA/AUTHOR/FSM: As1 (1577158668) user='chaptrtr'
4d05h: As1 AAA/AUTHOR/FSM (1577158668): send AV service=ppp
4d05h: As1 AAA/AUTHOR/FSM (1577158668): send AV protocol=ip
4d05h: As1 AAA/AUTHOR/FSM (1577158668): found list "default"
4d05h: As1 AAA/AUTHOR/FSM (1577158668): Method=tacacs+ (tacacs+)
4d05h: AAA/AUTHOR/TAC+: (1577158668): user=chaptrtr
4d05h: AAA/AUTHOR/TAC+: (1577158668): send AV service=ppp
4d05h: AAA/AUTHOR/TAC+: (1577158668): send AV protocol=ip
4d05h: TAC+: using previously set server 172.18.124.111 from group tacacs+
4d05h: TAC+: Opening TCP/IP to 172.18.124.111/49 timeout=5
4d05h: TAC+: Opened TCP/IP handle 0x539444 to 172.18.124.111/49
4d05h: TAC+: Opened 172.18.124.111 index=1
```

```

4d05h: TAC+: 172.18.124.111 (1577158668) AUTHOR/START queued
4d05h: TAC+: (1577158668) AUTHOR/START processed
4d05h: TAC+: (1577158668): received author response status = PASS_ADD
4d05h: TAC+: Closing TCP/IP 0x539444 connection to 172.18.124.111/49
4d05h: As1 AAA/AUTHOR (1577158668): Post authorization status = PASS_ADD
4d05h: As1 AAA/AUTHOR/FSM: We can start IPCP
4d05h: %LINEPROTO-5-UPDOWN: Line protocol on Interface Async1,
changed state to up
4d05h: As1 AAA/AUTHOR/IPCP: Start. Her address 0.0.0.0, we want 0.0.0.0
4d05h: As1 AAA/AUTHOR/IPCP: Processing AV service=ppp
4d05h: As1 AAA/AUTHOR/IPCP: Processing AV protocol=ip
4d05h: As1 AAA/AUTHOR/IPCP: Processing AV inacl=101
4d05h: As1 AAA/AUTHOR/IPCP: Authorization succeeded
4d05h: As1 AAA/AUTHOR/IPCP: Done. Her address 0.0.0.0, we want 0.0.0.0
4d05h: As1 AAA/AUTHOR/IPCP: Start. Her address 0.0.0.0, we want 1.1.1.2
4d05h: As1 AAA/AUTHOR/IPCP: Processing AV service=ppp
4d05h: As1 AAA/AUTHOR/IPCP: Processing AV protocol=ip
  !--- Apply ACL 101 in the inbound direction. 4d05h: As1 AAA/AUTHOR/IPCP: Processing AV
inacl=101
4d05h: As1 AAA/AUTHOR/IPCP: Authorization succeeded
4d05h: As1 AAA/AUTHOR/IPCP: Done. Her address 0.0.0.0, we want 1.1.1.2
4d05h: As1 AAA/AUTHOR/IPCP: Start. Her address 1.1.1.2, we want 1.1.1.2
4d05h: As1 AAA/AUTHOR/IPCP (1659098608): Port='Async1' list=''
service=NET
4d05h: AAA/AUTHOR/IPCP: As1 (1659098608) user='chaptrtr'
4d05h: As1 AAA/AUTHOR/IPCP (1659098608): send AV service=ppp
4d05h: As1 AAA/AUTHOR/IPCP (1659098608): send AV protocol=ip
4d05h: As1 AAA/AUTHOR/IPCP (1659098608): send AV addr*1.1.1.2
4d05h: As1 AAA/AUTHOR/IPCP (1659098608): found list "default"
4d05h: As1 AAA/AUTHOR/IPCP (1659098608): Method=tacacs+ (tacacs+)
4d05h: AAA/AUTHOR/TAC+: (1659098608): user=chaptrtr
4d05h: AAA/AUTHOR/TAC+: (1659098608): send AV service=ppp
4d05h: AAA/AUTHOR/TAC+: (1659098608): send AV protocol=ip
4d05h: AAA/AUTHOR/TAC+: (1659098608): send AV addr*1.1.1.2
4d05h: TAC+: using previously set server 172.18.124.111 from
group tacacs+
4d05h: TAC+: Opening TCP/IP to 172.18.124.111/49 timeout=5
4d05h: TAC+: Opened TCP/IP handle 0x538BBC to 172.18.124.111/49
4d05h: TAC+: Opened 172.18.124.111 index=1
4d05h: TAC+: 172.18.124.111 (1659098608) AUTHOR/START queued
4d05h: TAC+: (1659098608) AUTHOR/START processed
4d05h: TAC+: (1659098608): received author response status = PASS_REPL
4d05h: TAC+: Closing TCP/IP 0x538BBC connection to 172.18.124.111/49
4d05h: As1 AAA/AUTHOR (1659098608): Post authorization status = PASS_REPL
4d05h: As1 AAA/AUTHOR/IPCP: Reject 1.1.1.2, using 1.1.1.2
4d05h: As1 AAA/AUTHOR/IPCP: Processing AV service=ppp
4d05h: As1 AAA/AUTHOR/IPCP: Processing AV protocol=ip
4d05h: As1 AAA/AUTHOR/IPCP: Processing AV inacl=101
4d05h: As1 AAA/AUTHOR/IPCP: Processing AV addr*1.1.1.2
4d05h: As1 AAA/AUTHOR/IPCP: Authorization succeeded
4d05h: As1 AAA/AUTHOR/IPCP: Done. Her address 1.1.1.2, we want 1.1.1.2
4d05h: %SEC-6-IPACCESSLOGDP: list 101 permitted icmp 1.1.1.2 ->
9.9.9.9 (0/0), 3 packets
koala#show ip access-lists
Extended IP access list 101
permit icmp 1.1.1.0 0.0.0.255 9.9.9.0 0.0.0.255 log (5 matches)
permit tcp 1.1.1.0 0.0.0.255 15.15.15.0 0.0.0.255 log (11 matches)
koala#

```

[Defina Listas de acesso no server](#)

Nota: As declarações de rota não têm que ser passadas para baixo do server ao roteador. O usuário do seletor pegara normalmente as rotas do roteador. A presença das declarações de rota

no roteador depende sobre se as rotas estão passadas para baixo do server ou pegadas do roteador:

```
koala#show debug
General OS:
TACACS access control debugging is on
AAA Authentication debugging is on
AAA Authorization debugging is on
koala#show ip access-lists
Extended IP access list 101
permit icmp 1.1.1.0 0.0.0.255 9.9.9.0 0.0.0.255 log (2 matches)
permit tcp 1.1.1.0 0.0.0.255 15.15.15.0 0.0.0.255 log (11 matches)
koala#
4d05h: As1 AAA/AUTHOR/FSM: (0): LCP succeeds trivially
4d05h: %LINK-3-UPDOWN: Interface Async1, changed state to up
4d05h: AAA: parse name=Async1 idb type=10 tty=1
4d05h: AAA: name=Async1 flags=0x11 type=4 shelf=0 slot=0
adapter=0 port=1 channel=0
4d05h: AAA/MEMORY: create_user (0x54F934) user='chaptr'
ruser='' port='Async1' rem_addr='async' authen_type=CHAP
service=PPP priv=1
4d05h: AAA/AUTHEN/START (1203050692): port='Async1' list=''
action=LOGIN service=PPP
4d05h: AAA/AUTHEN/START (1203050692): using "default" list
4d05h: AAA/AUTHEN (1203050692): status = UNKNOWN
4d05h: AAA/AUTHEN/START (1203050692): Method=tacacs+ (tacacs+)
4d05h: TAC+: send AUTHEN/START packet ver=193 id=1203050692
4d05h: TAC+: Using default tacacs server-group "tacacs+" list.
4d05h: TAC+: Opening TCP/IP to 172.18.124.111/49 timeout=5
4d05h: TAC+: Opened TCP/IP handle 0x538778 to 172.18.124.111/49
4d05h: TAC+: 172.18.124.111 (1203050692) AUTHEN/START/LOGIN/CHAP queued
4d05h: TAC+: (1203050692) AUTHEN/START/LOGIN/CHAP processed
4d05h: TAC+: ver=192 id=1203050692 received AUTHEN status = GETPASS
4d05h: TAC+: Closing TCP/IP 0x538778 connection to 172.18.124.111/49
4d05h: TAC+: Opening TCP/IP to 172.18.124.111/49 timeout=5
4d05h: TAC+: Opened TCP/IP handle 0x538BBC to 172.18.124.111/49
4d05h: TAC+: Opened 172.18.124.111 index=1
4d05h: AAA: parse name=Async1 idb type=-1 tty=-1
4d05h: AAA: name=Async1 flags=0x11 type=4 shelf=0 slot=0 adapter=0
port=1 channel=0
4d05h: AAA/MEMORY: create_user (0x19FCF8) user='chaptr' ruser=''
port='Async1' rem_addr='async' authen_type=CHAP service=PPP priv=1
4d05h: TAC+: rev0 inbound chap for id=1203050692 using id=2966879003
4d05h: TAC+: 172.18.124.111 (2966879003) AUTHEN/START/SENDPASS/CHAP queued
4d05h: TAC+: (2966879003) AUTHEN/START/SENDPASS/CHAP processed
4d05h: TAC+: ver=192 id=2966879003 received AUTHEN status = PASS
4d05h: TAC+: rev0 inbound chap SENDPASS status=PASS for id=1203050692
4d05h: TAC+: rev0 inbound chap MD5 compare OK
4d05h: AAA/MEMORY: free_user (0x19FCF8) user='chaptr' ruser=''
port='Async1' rem_addr='async' authen_type=CHAP service=PPP priv=1
4d05h: TAC+: Closing TCP/IP 0x538BBC connection to 172.18.124.111/49
4d05h: AAA/AUTHEN (1203050692): status = PASS
4d05h: As1 AAA/AUTHOR/LCP: Authorize LCP
4d05h: As1 AAA/AUTHOR/LCP (3002156107): Port='Async1' list='' service=NET
4d05h: AAA/AUTHOR/LCP: As1 (3002156107) user='chaptr'
4d05h: As1 AAA/AUTHOR/LCP (3002156107): send AV service=ppp
4d05h: As1 AAA/AUTHOR/LCP (3002156107): send AV protocol=lcp
4d05h: As1 AAA/AUTHOR/LCP (3002156107): found list "default"
4d05h: As1 AAA/AUTHOR/LCP (3002156107): Method=tacacs+ (tacacs+)
4d05h: AAA/AUTHOR/TAC+: (3002156107): user=chaptr
4d05h: AAA/AUTHOR/TAC+: (3002156107): send AV service=ppp
4d05h: AAA/AUTHOR/TAC+: (3002156107): send AV protocol=lcp
4d05h: TAC+: using previously set server 172.18.124.111 from group tacacs+
```

```
4d05h: TAC+: Opening TCP/IP to 172.18.124.111/49 timeout=5
4d05h: TAC+: Opened TCP/IP handle 0x539000 to 172.18.124.111/49
4d05h: TAC+: Opened 172.18.124.111 index=1
4d05h: TAC+: 172.18.124.111 (3002156107) AUTHOR/START queued
4d05h: TAC+: (3002156107) AUTHOR/START processed
4d05h: TAC+: (3002156107): received author response status = PASS_ADD
4d05h: TAC+: Closing TCP/IP 0x539000 connection to 172.18.124.111/49
4d05h: As1 AAA/AUTHOR (3002156107): Post authorization status = PASS_ADD
4d05h: As1 AAA/AUTHOR/FSM: (0): Can we start IPCP?
4d05h: As1 AAA/AUTHOR/FSM (1577158668): Port='Async1' list='' service=NET
4d05h: AAA/AUTHOR/FSM: As1 (1577158668) user='chaptrtr'
4d05h: As1 AAA/AUTHOR/FSM (1577158668): send AV service=ppp
4d05h: As1 AAA/AUTHOR/FSM (1577158668): send AV protocol=ip
4d05h: As1 AAA/AUTHOR/FSM (1577158668): found list "default"
4d05h: As1 AAA/AUTHOR/FSM (1577158668): Method=tacacs+ (tacacs+)
4d05h: AAA/AUTHOR/TAC+: (1577158668): user=chaptrtr
4d05h: AAA/AUTHOR/TAC+: (1577158668): send AV service=ppp
4d05h: AAA/AUTHOR/TAC+: (1577158668): send AV protocol=ip
4d05h: TAC+: using previously set server 172.18.124.111 from group tacacs+
4d05h: TAC+: Opening TCP/IP to 172.18.124.111/49 timeout=5
4d05h: TAC+: Opened TCP/IP handle 0x539444 to 172.18.124.111/49
4d05h: TAC+: Opened 172.18.124.111 index=1
4d05h: TAC+: 172.18.124.111 (1577158668) AUTHOR/START queued
4d05h: TAC+: (1577158668) AUTHOR/START processed
4d05h: TAC+: (1577158668): received author response status = PASS_ADD
4d05h: TAC+: Closing TCP/IP 0x539444 connection to 172.18.124.111/49
4d05h: As1 AAA/AUTHOR (1577158668): Post authorization status = PASS_ADD
4d05h: As1 AAA/AUTHOR/FSM: We can start IPCP
4d05h: %LINEPROTO-5-UPDOWN: Line protocol on Interface Async1,
changed state to up
4d05h: As1 AAA/AUTHOR/IPCP: Start. Her address 0.0.0.0, we want 0.0.0.0
4d05h: As1 AAA/AUTHOR/IPCP: Processing AV service=ppp
4d05h: As1 AAA/AUTHOR/IPCP: Processing AV protocol=ip
4d05h: As1 AAA/AUTHOR/IPCP: Processing AV inacl=101
4d05h: As1 AAA/AUTHOR/IPCP: Authorization succeeded
4d05h: As1 AAA/AUTHOR/IPCP: Done. Her address 0.0.0.0, we want 0.0.0.0
4d05h: As1 AAA/AUTHOR/IPCP: Start. Her address 0.0.0.0, we want 1.1.1.2
4d05h: As1 AAA/AUTHOR/IPCP: Processing AV service=ppp
4d05h: As1 AAA/AUTHOR/IPCP: Processing AV protocol=ip
  !--- Apply ACL 101 in the inbound direction. 4d05h: As1 AAA/AUTHOR/IPCP: Processing AV
inacl=101
4d05h: As1 AAA/AUTHOR/IPCP: Authorization succeeded
4d05h: As1 AAA/AUTHOR/IPCP: Done. Her address 0.0.0.0, we want 1.1.1.2
4d05h: As1 AAA/AUTHOR/IPCP: Start. Her address 1.1.1.2, we want 1.1.1.2
4d05h: As1 AAA/AUTHOR/IPCP (1659098608): Port='Async1' list=''
service=NET
4d05h: AAA/AUTHOR/IPCP: As1 (1659098608) user='chaptrtr'
4d05h: As1 AAA/AUTHOR/IPCP (1659098608): send AV service=ppp
4d05h: As1 AAA/AUTHOR/IPCP (1659098608): send AV protocol=ip
4d05h: As1 AAA/AUTHOR/IPCP (1659098608): send AV addr*1.1.1.2
4d05h: As1 AAA/AUTHOR/IPCP (1659098608): found list "default"
4d05h: As1 AAA/AUTHOR/IPCP (1659098608): Method=tacacs+ (tacacs+)
4d05h: AAA/AUTHOR/TAC+: (1659098608): user=chaptrtr
4d05h: AAA/AUTHOR/TAC+: (1659098608): send AV service=ppp
4d05h: AAA/AUTHOR/TAC+: (1659098608): send AV protocol=ip
4d05h: AAA/AUTHOR/TAC+: (1659098608): send AV addr*1.1.1.2
4d05h: TAC+: using previously set server 172.18.124.111 from
group tacacs+
4d05h: TAC+: Opening TCP/IP to 172.18.124.111/49 timeout=5
4d05h: TAC+: Opened TCP/IP handle 0x538BBC to 172.18.124.111/49
4d05h: TAC+: Opened 172.18.124.111 index=1
4d05h: TAC+: 172.18.124.111 (1659098608) AUTHOR/START queued
4d05h: TAC+: (1659098608) AUTHOR/START processed
4d05h: TAC+: (1659098608): received author response status = PASS_REPL
```

```

4d05h: TAC+: Closing TCP/IP 0x538BBC connection to 172.18.124.111/49
4d05h: As1 AAA/AUTHOR (1659098608): Post authorization status = PASS_REPL
4d05h: As1 AAA/AUTHOR/IPCP: Reject 1.1.1.2, using 1.1.1.2
4d05h: As1 AAA/AUTHOR/IPCP: Processing AV service=ppp
4d05h: As1 AAA/AUTHOR/IPCP: Processing AV protocol=ip
4d05h: As1 AAA/AUTHOR/IPCP: Processing AV inacl=101
4d05h: As1 AAA/AUTHOR/IPCP: Processing AV addr*1.1.1.2
4d05h: As1 AAA/AUTHOR/IPCP: Authorization succeeded
4d05h: As1 AAA/AUTHOR/IPCP: Done. Her address 1.1.1.2, we want 1.1.1.2
4d05h: %SEC-6-IPACCESSLOGDP: list 101 permitted icmp 1.1.1.2 ->
9.9.9.9 (0/0), 3 packets
koala#show ip access-lists
Extended IP access list 101
permit icmp 1.1.1.0 0.0.0.255 9.9.9.0 0.0.0.255 log (5 matches)
permit tcp 1.1.1.0 0.0.0.255 15.15.15.0 0.0.0.255 log (11 matches)
koala#

```

Nesta configuração de exemplo, passar as rotas para baixo do server é apenas para fins ilustrativos.

Configuração do roteador

```

Current configuration:
!
version 12.0
service timestamps debug uptime
service timestamps log uptime
no service password-encryption
!
hostname koala
!
aaa new-model
!
!--- These three lines of the configuration !--- are
specific to Cisco IOS Software Release 12.0.5.T and
later. !--- See the Commands for Other IOS Releases
section for !--- commands for other Cisco IOS Software
releases. ! aaa authentication login default group
tacacs+ none
aaa authentication ppp default if-needed group tacacs+
aaa authorization network default group tacacs+
enable secret 5 $1$mnZQ$g6XdsgVnnYjEa.17v.Pijl
enable password ww
!
username john password 0 doe
!
ip subnet-zero
!
cns event-service server
!
interface Ethernet0
ip address 10.31.1.5 255.255.255.0
no ip directed-broadcast
no mop enabled
!
interface Serial0
ip address 11.11.11.11 255.255.255.0
no ip directed-broadcast
no ip mroute-cache
no fair-queue
!
interface Serial1
ip address 12.12.12.12 255.255.255.0
no ip directed-broadcast

```



```
!  
interface Async1  
ip unnumbered Ethernet0  
no ip directed-broadcast  
encapsulation ppp  
no ip route-cache  
no ip mroute-cache  
async mode dedicated  
peer default ip address pool mypool  
fair-queue 64 16 0  
no cdp enable  
ppp authentication chap  
!  
ip local pool mypool 1.1.1.1 1.1.1.5  
ip classless  
ip route 0.0.0.0 0.0.0.0 10.31.1.1  
ip route 172.17.192.0 255.255.255.0 10.31.1.1  
ip route 172.18.124.0 255.255.255.0 10.31.1.1  
ip route 172.18.125.0 255.255.255.0 10.31.1.1  
no ip http server  
!  
dialer-list 1 protocol ip permit  
dialer-list 1 protocol ipx permit  
!  
tacacs-server host 172.18.124.111  
tacacs-server key cisco  
!  
line con 0  
transport input none  
line 1  
autoselect during-login  
autoselect ppp  
modem InOut  
transport input all  
stopbits 1  
speed 115200  
flowcontrol hardware  
line 2 16  
line aux 0  
line vty 0 4  
password ww  
!  
end
```

[Comandos para outras versões de Cisco IOS](#)

Nota: A fim usar estes comandos, remova os comandos em corajoso da [configuração de roteador](#) e cole estes comandos dentro, como ditado por seu Cisco IOS Software Release.

Cisco IOS Software Release 11.3.3.T com 12.0.5.T

Current configuration:

```
!  
version 12.0  
service timestamps debug uptime  
service timestamps log uptime  
no service password-encryption  
!  
hostname koala  
!  
aaa new-model
```

```
!  
!--- These three lines of the configuration !--- are specific to Cisco IOS Software Release  
12.0.5.T and later. !--- See the Commands for Other IOS Releases section for !--- commands for  
other Cisco IOS Software releases. ! aaa authentication login default group tacacs+ none  
aaa authentication ppp default if-needed group tacacs+  
aaa authorization network default group tacacs+  
enable secret 5 $l$mznZQ$g6XdsgVnnYjEa.l7v.Pijl  
enable password ww  
!  
username john password 0 doe  
!  
ip subnet-zero  
!  
cns event-service server  
!  
interface Ethernet0  
ip address 10.31.1.5 255.255.255.0  
no ip directed-broadcast  
no mop enabled  
!  
interface Serial0  
ip address 11.11.11.11 255.255.255.0  
no ip directed-broadcast  
no ip mroute-cache  
no fair-queue  
!  
interface Serial1  
ip address 12.12.12.12 255.255.255.0  
no ip directed-broadcast  
!  
interface Async1  
ip unnumbered Ethernet0  
no ip directed-broadcast  
encapsulation ppp  
no ip route-cache  
no ip mroute-cache  
async mode dedicated  
peer default ip address pool mypool  
fair-queue 64 16 0  
no cdp enable  
ppp authentication chap  
!  
ip local pool mypool 1.1.1.1 1.1.1.5  
ip classless  
ip route 0.0.0.0 0.0.0.0 10.31.1.1  
ip route 172.17.192.0 255.255.255.0 10.31.1.1  
ip route 172.18.124.0 255.255.255.0 10.31.1.1  
ip route 172.18.125.0 255.255.255.0 10.31.1.1  
no ip http server  
!  
dialer-list 1 protocol ip permit  
dialer-list 1 protocol ipx permit  
!  
tacacs-server host 172.18.124.111  
tacacs-server key cisco  
!  
line con 0  
transport input none  
line 1  
autoselect during-login  
autoselect ppp  
modem InOut  
transport input all  
stopbits 1
```

```
speed 115200
flowcontrol hardware
line 2 16
line aux 0
line vty 0 4
password ww
!
end
```

Cisco IOS Software Release 11.3 com 11.3.3.T

Current configuration:

```
!
version 12.0
service timestamps debug uptime
service timestamps log uptime
no service password-encryption
!
hostname koala
!
aaa new-model
!
!--- These three lines of the configuration !--- are specific to Cisco IOS Software Release
12.0.5.T and later. !--- See the Commands for Other IOS Releases section for !--- commands for
other Cisco IOS Software releases. ! aaa authentication login default group tacacs+ none
aaa authentication ppp default if-needed group tacacs+
aaa authorization network default group tacacs+
enable secret 5 $1$mnnZQ$g6XdsgVnnYjEa.17v.Pij1
enable password ww
!
username john password 0 doe
!
ip subnet-zero
!
cns event-service server
!
interface Ethernet0
ip address 10.31.1.5 255.255.255.0
no ip directed-broadcast
no mop enabled
!
interface Serial0
ip address 11.11.11.11 255.255.255.0
no ip directed-broadcast
no ip mroute-cache
no fair-queue
!
interface Serial1
ip address 12.12.12.12 255.255.255.0
no ip directed-broadcast
!
interface Async1
ip unnumbered Ethernet0
no ip directed-broadcast
encapsulation ppp
no ip route-cache
no ip mroute-cache
async mode dedicated
peer default ip address pool mypool
fair-queue 64 16 0
no cdp enable
ppp authentication chap
!
ip local pool mypool 1.1.1.1 1.1.1.5
```

```

ip classless
ip route 0.0.0.0 0.0.0.0 10.31.1.1
ip route 172.17.192.0 255.255.255.0 10.31.1.1
ip route 172.18.124.0 255.255.255.0 10.31.1.1
ip route 172.18.125.0 255.255.255.0 10.31.1.1
no ip http server
!
dialer-list 1 protocol ip permit
dialer-list 1 protocol ipx permit
!
tacacs-server host 172.18.124.111
tacacs-server key cisco
!
line con 0
transport input none
line 1
autoselect during-login
autoselect ppp
modem InOut
transport input all
stopbits 1
speed 115200
flowcontrol hardware
line 2 16
line aux 0
line vty 0 4
password ww
!
end

```

Configuração do servidor - Freeware TACACS+

Current configuration:

```

!
version 12.0
service timestamps debug uptime
service timestamps log uptime
no service password-encryption
!
hostname koala
!
aaa new-model
!
!--- These three lines of the configuration !--- are specific to Cisco IOS Software Release
12.0.5.T and later. !--- See the Commands for Other IOS Releases section for !--- commands for
other Cisco IOS Software releases. ! aaa authentication login default group tacacs+ none
aaa authentication ppp default if-needed group tacacs+
aaa authorization network default group tacacs+
enable secret 5 $1$mnZQ$g6XdsgVnnYjEa.17v.Pijl
enable password ww
!
username john password 0 doe
!
ip subnet-zero
!
cns event-service server
!
interface Ethernet0
ip address 10.31.1.5 255.255.255.0
no ip directed-broadcast
no mop enabled
!
interface Serial0

```

```
ip address 11.11.11.11 255.255.255.0
no ip directed-broadcast
no ip mroute-cache
no fair-queue
!
interface Serial1
ip address 12.12.12.12 255.255.255.0
no ip directed-broadcast
!
interface Async1
ip unnumbered Ethernet0
no ip directed-broadcast
encapsulation ppp
no ip route-cache
no ip mroute-cache
async mode dedicated
peer default ip address pool mypool
fair-queue 64 16 0
no cdp enable
ppp authentication chap
!
ip local pool mypool 1.1.1.1 1.1.1.5
ip classless
ip route 0.0.0.0 0.0.0.0 10.31.1.1
ip route 172.17.192.0 255.255.255.0 10.31.1.1
ip route 172.18.124.0 255.255.255.0 10.31.1.1
ip route 172.18.125.0 255.255.255.0 10.31.1.1
no ip http server
!
dialer-list 1 protocol ip permit
dialer-list 1 protocol ipx permit
!
tacacs-server host 172.18.124.111
tacacs-server key cisco
!
line con 0
transport input none
line 1
autoselect during-login
autoselect ppp
modem InOut
transport input all
stopbits 1
speed 115200
flowcontrol hardware
line 2 16
line aux 0
line vty 0 4
password ww
!
end
```

[Configuração do servidor - Cisco UNIX seguro - TACACS+](#)

Current configuration:

```
!
version 12.0
service timestamps debug uptime
service timestamps log uptime
no service password-encryption
!
hostname koala
!
aaa new-model
```

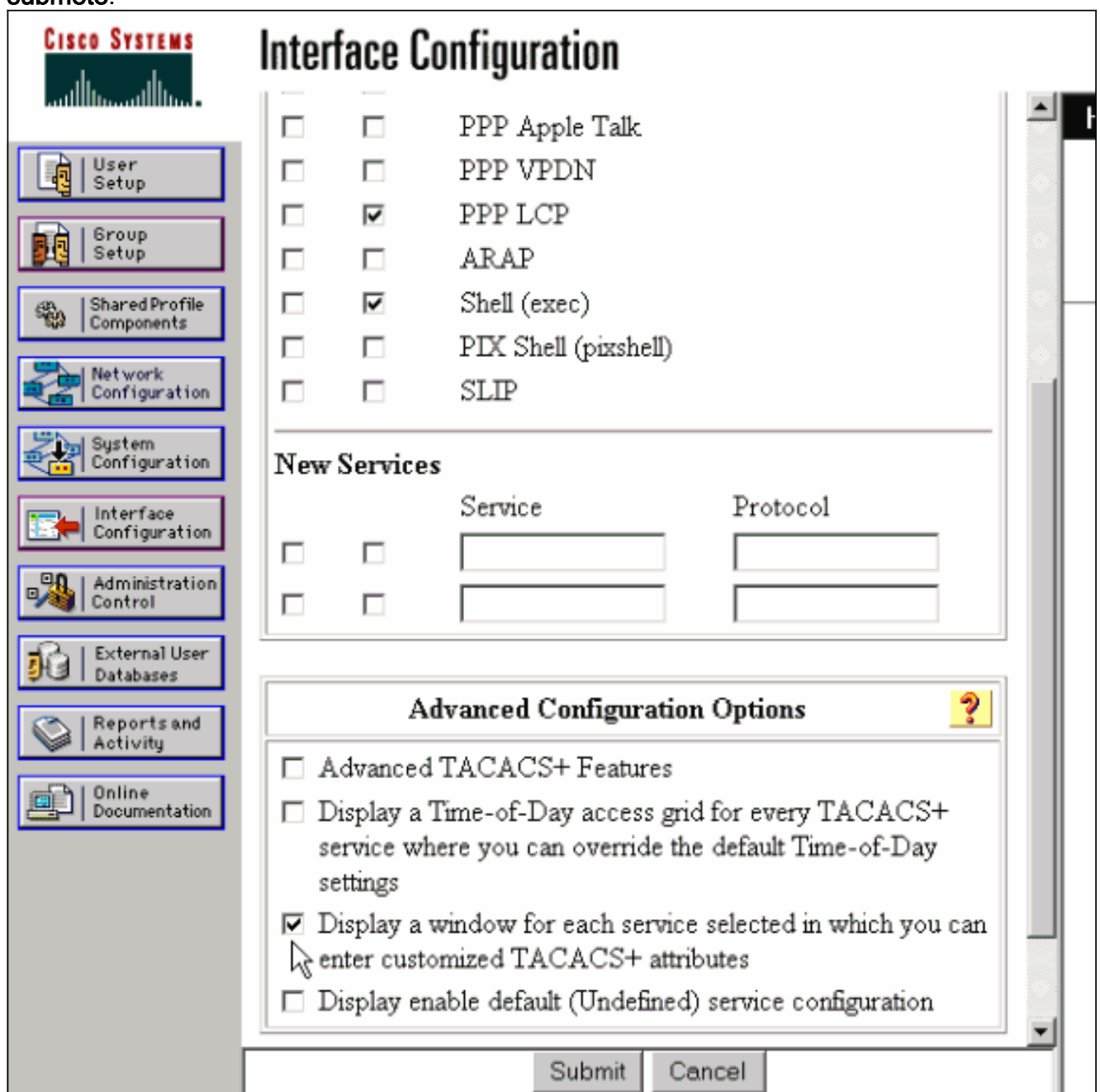
```
!  
!--- These three lines of the configuration !--- are specific to Cisco IOS Software Release  
12.0.5.T and later. !--- See the Commands for Other IOS Releases section for !--- commands for  
other Cisco IOS Software releases. ! aaa authentication login default group tacacs+ none  
aaa authentication ppp default if-needed group tacacs+  
aaa authorization network default group tacacs+  
enable secret 5 $l$mznZQ$g6XdsgVnnYjEa.l7v.Pijl  
enable password ww  
!  
username john password 0 doe  
!  
ip subnet-zero  
!  
cns event-service server  
!  
interface Ethernet0  
ip address 10.31.1.5 255.255.255.0  
no ip directed-broadcast  
no mop enabled  
!  
interface Serial0  
ip address 11.11.11.11 255.255.255.0  
no ip directed-broadcast  
no ip mroute-cache  
no fair-queue  
!  
interface Serial1  
ip address 12.12.12.12 255.255.255.0  
no ip directed-broadcast  
!  
interface Async1  
ip unnumbered Ethernet0  
no ip directed-broadcast  
encapsulation ppp  
no ip route-cache  
no ip mroute-cache  
async mode dedicated  
peer default ip address pool mypool  
fair-queue 64 16 0  
no cdp enable  
ppp authentication chap  
!  
ip local pool mypool 1.1.1.1 1.1.1.5  
ip classless  
ip route 0.0.0.0 0.0.0.0 10.31.1.1  
ip route 172.17.192.0 255.255.255.0 10.31.1.1  
ip route 172.18.124.0 255.255.255.0 10.31.1.1  
ip route 172.18.125.0 255.255.255.0 10.31.1.1  
no ip http server  
!  
dialer-list 1 protocol ip permit  
dialer-list 1 protocol ipx permit  
!  
tacacs-server host 172.18.124.111  
tacacs-server key cisco  
!  
line con 0  
transport input none  
line 1  
autoselect during-login  
autoselect ppp  
modem InOut  
transport input all  
stopbits 1
```

```
speed 115200
flowcontrol hardware
line 2 16
line aux 0
line vty 0 4
password ww
!
end
```

[Configuração do servidor - Cisco Windows seguro 2.x - TACACS+](#)

Termine estas etapas a fim configurar Cisco seguro para que Windows passe ACL ao NAS.

1. Clique a **configuração da interface** e selecione **TACACS+ Cisco**.
2. Verifique o **indicador um indicador para ver se há cada serviço selecionado em qual você pode incorporar atributos personalizados TACACS+ à seção das “opções de configuração avançadas** e o clique se **submete**.



3. Clique a **instalação de grupo**, selecione o grupo que o usuário pertence a, e o clique **edita ajustes**.

4. Vão à seção IP PPP e clicam o IP PPP, os atributos feitos sob encomenda e permitem caixas de seleção dos ajustes TACACS+. Incorpore o texto mostrado aqui na caixa dos atributos feitos sob encomenda e o clique **submete-se**. Current configuration:

```
!  
version 12.0  
service timestamps debug uptime  
service timestamps log uptime  
no service password-encryption  
!  
hostname koala  
!  
aaa new-model  
!  
!--- These three lines of the configuration !--- are specific to Cisco IOS Software Release  
12.0.5.T and later. !--- See the Commands for Other IOS Releases section for !--- commands  
for other Cisco IOS Software releases. ! aaa authentication login default group tacacs+  
none  
aaa authentication ppp default if-needed group tacacs+  
aaa authorization network default group tacacs+  
enable secret 5 $1$mnZQ$g6XdsgVnnYjEa.17v.Pij1  
enable password ww  
!  
username john password 0 doe  
!  
ip subnet-zero  
!  
cns event-service server  
!  
interface Ethernet0  
ip address 10.31.1.5 255.255.255.0  
no ip directed-broadcast  
no mop enabled  
!  
interface Serial0  
ip address 11.11.11.11 255.255.255.0  
no ip directed-broadcast  
no ip mroute-cache  
no fair-queue  
!  
interface Serial1  
ip address 12.12.12.12 255.255.255.0  
no ip directed-broadcast  
!  
interface Async1  
ip unnumbered Ethernet0  
no ip directed-broadcast  
encapsulation ppp  
no ip route-cache  
no ip mroute-cache  
async mode dedicated  
peer default ip address pool mypool  
fair-queue 64 16 0  
no cdp enable  
ppp authentication chap  
!  
ip local pool mypool 1.1.1.1 1.1.1.5  
ip classless  
ip route 0.0.0.0 0.0.0.0 10.31.1.1  
ip route 172.17.192.0 255.255.255.0 10.31.1.1  
ip route 172.18.124.0 255.255.255.0 10.31.1.1  
ip route 172.18.125.0 255.255.255.0 10.31.1.1  
no ip http server  
!
```



```

dialer-list 1 protocol ip permit
dialer-list 1 protocol ipx permit
!
tacacs-server host 172.18.124.111
tacacs-server key cisco
!
line con 0
transport input none
line 1
autoselect during-login
autoselect ppp
modem InOut
transport input all
stopbits 1
speed 115200
flowcontrol hardware
line 2 16
line aux 0
line vty 0 4
password ww
!
end

```

CISCO SYSTEMS Group Setup

Jump To: Access Restrictions

TACACS+ Settings

PPP IP

In access control list

Out access control list

Route

Routing Enabled

Custom attributes

```

255.255.255.255 12.12.12.13
inacl#1=permit icmp 1.1.1.0
0.0.0.255 9.9.9.0 0.0.0.255
inacl#2=permit tcp 1.1.1.0
0.0.0.255 15.15.15.0 0.0.0.255

```

PPP LCP

Callback line

Callback rotary

No callback verify Enabled

Custom attributes

Submit Submit + Restart Cancel

Debug de Exemplo de Roteador

Este perfil de usuário foi usado para criar este resultado do debug.

```
chaprtr
{
login = cleartext cisco
chap = cleartext
chaprtr service = ppp
protocol = ip
{
route#1 = "9.9.9.9 255.255.255.255 11.11.11.12"
route#2 = "15.15.15.15 255.255.255.255 12.12.12.13"
route#3 = "15.15.15.16 255.255.255.255 12.12.12.13"
inacl#1 = "permit icmp 1.1.1.0 0.0.0.255 9.9.9.0 0.0.0.255"
inacl#2 = "permit tcp 1.1.1.0 0.0.0.255 15.15.15.0 0.0.0.255"
}
}

koala#
*Mar 1 01:22:39.963: As1 LCP: I CONFREQ [Closed] id 0 len 23
*Mar 1 01:22:39.967: As1 LCP: ACCM 0x00000000 (0x020600000000)
*Mar 1 01:22:39.971: As1 LCP: MagicNumber 0x000034BD (0x0506000034BD)
*Mar 1 01:22:39.971: As1 LCP: PFC (0x0702)
*Mar 1 01:22:39.975: As1 LCP: ACFC (0x0802)
*Mar 1 01:22:39.975: As1 LCP: Callback 6 (0x0D0306)
*Mar 1 01:22:39.979: As1 LCP: Lower layer not up, Fast Starting
*Mar 1 01:22:39.983: As1 PPP: Treating connection as a dedicated line
*Mar 1 01:22:39.983: As1 PPP: Phase is ESTABLISHING, Active Open [0 sess, 0 load]
*Mar 1 01:22:39.987: As1 AAA/AUTHOR/FSM: (0): LCP succeeds trivially
*Mar 1 01:22:39.991: As1 LCP: O CONFREQ [Closed] id 30 len 25
*Mar 1 01:22:39.995: As1 LCP: ACCM 0x000A0000 (0x0206000A0000)
*Mar 1 01:22:39.999: As1 LCP: AuthProto CHAP (0x0305C22305)
*Mar 1 01:22:40.003: As1 LCP: MagicNumber 0xE069F1B8 (0x0506E069F1B8)
*Mar 1 01:22:40.003: As1 LCP: PFC (0x0702)
*Mar 1 01:22:40.007: As1 LCP: ACFC (0x0802)
*Mar 1 01:22:40.011: As1 LCP: O CONFREQ [REQsent] id 0 len 7
*Mar 1 01:22:40.011: As1 LCP: Callback 6 (0x0D0306)
01:22:40: %LINK-3-UPDOWN: Interface Async1, changed state to up
*Mar 1 01:22:40.139: As1 LCP: I CONFACK [REQsent] id 30 len 25
*Mar 1 01:22:40.143: As1 LCP: ACCM 0x000A0000 (0x0206000A0000)
*Mar 1 01:22:40.143: As1 LCP: AuthProto CHAP (0x0305C22305)
*Mar 1 01:22:40.147: As1 LCP: MagicNumber 0xE069F1B8 (0x0506E069F1B8)
*Mar 1 01:22:40.151: As1 LCP: PFC (0x0702)
*Mar 1 01:22:40.151: As1 LCP: ACFC (0x0802)
*Mar 1 01:22:40.155: As1 LCP: I CONFREQ [ACKrcvd] id 1 len 20
*Mar 1 01:22:40.159: As1 LCP: ACCM 0x00000000 (0x020600000000)
*Mar 1 01:22:40.163: As1 LCP: MagicNumber 0x000034BD (0x0506000034BD)
*Mar 1 01:22:40.163: As1 LCP: PFC (0x0702)
*Mar 1 01:22:40.167: As1 LCP: ACFC (0x0802)
*Mar 1 01:22:40.171: As1 LCP: O CONFACK [ACKrcvd] id 1 len 20
*Mar 1 01:22:40.171: As1 LCP: ACCM 0x00000000 (0x020600000000)
*Mar 1 01:22:40.175: As1 LCP: MagicNumber 0x000034BD (0x0506000034BD)
*Mar 1 01:22:40.179: As1 LCP: PFC (0x0702)
*Mar 1 01:22:40.179: As1 LCP: ACFC (0x0802)
*Mar 1 01:22:40.183: As1 LCP: State is Open
*Mar 1 01:22:40.183: As1 PPP: Phase is AUTHENTICATING, by this end
[0 sess, 1 load]
*Mar 1 01:22:40.187: As1 CHAP: O CHALLENGE id 10 len 26 from "koala"
*Mar 1 01:22:40.295: As1 LCP: I IDENTIFY [Open] id 2 len 18 magic
0x000034BD MSRASV4.00
*Mar 1 01:22:40.307: As1 LCP: I IDENTIFY [Open] id 3 len 21 magic
0x000034BD MSRAS-1-ZEKIE
```

```
*Mar 1 01:22:40.315: As1 CHAP: I RESPONSE id 10 len 28 from "chaptrtr"
*Mar 1 01:22:40.323: AAA: parse name=Async1 idb type=10 tty=1
*Mar 1 01:22:40.323: AAA: name=Async1 flags=0x11 type=4 shelf=0 slot=0
adapter=0 port=1 channel=0
*Mar 1 01:22:40.327: AAA/MEMORY: create_user (0x4ED58C) user='chaptrtr'
ruser='' port='Async1' rem_addr='async' authen_type=CHAP service=PPP
priv=1
*Mar 1 01:22:40.331: AAA/AUTHEN/START (2439833946): port='Async1'
list='' action=LOGIN service=PPP
*Mar 1 01:22:40.335: AAA/AUTHEN/START (2439833946): using "default" list
*Mar 1 01:22:40.339: AAA/AUTHEN (2439833946): status = UNKNOWN
*Mar 1 01:22:40.339: AAA/AUTHEN/START (2439833946): Method=tacacs+ (tacacs+)
*Mar 1 01:22:40.343: TAC+: send AUTHEN/START packet ver=193 id=2439833946
*Mar 1 01:22:40.347: TAC+: Using default tacacs server-group "tacacs+" list.
*Mar 1 01:22:40.347: TAC+: Opening TCP/IP to 172.18.124.111/49 timeout=5
*Mar 1 01:22:40.359: TAC+: Opened TCP/IP handle 0x4EDDF8 to 172.18.124.111/49
*Mar 1 01:22:40.367: TAC+: 172.18.124.111 (2439833946)
AUTHEN/START/LOGIN/CHAP queued
*Mar 1 01:22:40.667: TAC+: (2439833946) AUTHEN/START/LOGIN/CHAP processed
*Mar 1 01:22:40.671: TAC+: ver=192 id=2439833946 received AUTHEN
status = GETPASS
*Mar 1 01:22:40.675: TAC+: Closing TCP/IP 0x4EDDF8 connection to
172.18.124.111/49
*Mar 1 01:22:40.679: TAC+: Opening TCP/IP to 172.18.124.111/49 timeout=5
*Mar 1 01:22:40.695: TAC+: Opened TCP/IP handle 0x4EE23C to 172.18.124.111/49
*Mar 1 01:22:40.695: TAC+: Opened 172.18.124.111 index=1
*Mar 1 01:22:40.699: AAA: parse name=Async1 idb type=-1 tty=-1
*Mar 1 01:22:40.703: AAA: name=Async1 flags=0x11 type=4 shelf=0 slot=0
adapter=0 port=1 channel=0
*Mar 1 01:22:40.707: AAA/MEMORY: create_user (0x4EC300) user='chaptrtr'
ruser='' port='Async1' rem_addr='async' authen_type=CHAP service=PPP priv=1
*Mar 1 01:22:40.711: TAC+: rev0 inbound chap for id=2439833946 using
id=1730351499
*Mar 1 01:22:40.715: TAC+: 172.18.124.111 (1730351499)
AUTHEN/START/SENDPASS/CHAP queued
*Mar 1 01:22:40.915: TAC+: (1730351499) AUTHEN/START/SENDPASS/CHAP processed
*Mar 1 01:22:40.919: TAC+: ver=192 id=1730351499 received AUTHEN
status = PASS
*Mar 1 01:22:40.923: TAC+: rev0 inbound chap SENDPASS status=PASS
for id=2439833946
*Mar 1 01:22:40.927: TAC+: rev0 inbound chap MD5 compare OK
*Mar 1 01:22:40.927: AAA/MEMORY: free_user (0x4EC300) user='chaptrtr'
ruser='' port='Async1' rem_addr='async' authen_type=CHAP service=PPP
priv=1
*Mar 1 01:22:40.935: TAC+: Closing TCP/IP 0x4EE23C connection to
172.18.124.111/49
*Mar 1 01:22:40.939: AAA/AUTHEN (2439833946): status = PASS
*Mar 1 01:22:40.943: As1 AAA/AUTHOR/LCP: Authorize LCP
*Mar 1 01:22:40.947: As1 AAA/AUTHOR/LCP (4250537500): Port='Async1'
list='' service=NET
*Mar 1 01:22:40.947: AAA/AUTHOR/LCP: As1 (4250537500) user='chaptrtr'
*Mar 1 01:22:40.951: As1 AAA/AUTHOR/LCP (4250537500): send AV service=ppp
*Mar 1 01:22:40.955: As1 AAA/AUTHOR/LCP (4250537500): send AV protocol=lcp
*Mar 1 01:22:40.955: As1 AAA/AUTHOR/LCP (4250537500): found list "default"
*Mar 1 01:22:40.959: As1 AAA/AUTHOR/LCP (4250537500):
Method=tacacs+ (tacacs+)
*Mar 1 01:22:40.963: AAA/AUTHOR/TAC+: (4250537500): user=chaptrtr
*Mar 1 01:22:40.963: AAA/AUTHOR/TAC+: (4250537500): send AV service=ppp
*Mar 1 01:22:40.967: AAA/AUTHOR/TAC+: (4250537500): send AV protocol=lcp
*Mar 1 01:22:40.971: TAC+: using previously set server 172.18.124.111
from group tacacs+
*Mar 1 01:22:40.971: TAC+: Opening TCP/IP to 172.18.124.111/49 timeout=5
*Mar 1 01:22:40.987: TAC+: Opened TCP/IP handle 0x4EE680 to 172.18.124.111/49
*Mar 1 01:22:40.991: TAC+: Opened 172.18.124.111 index=1
```

```
*Mar 1 01:22:40.999: TAC+: 172.18.124.111 (4250537500) AUTHOR/START queued
*Mar 1 01:22:41.195: TAC+: (4250537500) AUTHOR/START processed
*Mar 1 01:22:41.199: TAC+: (4250537500): received author response
status = PASS_ADD
*Mar 1 01:22:41.203: TAC+: Closing TCP/IP 0x4EE680 connection to
172.18.124.111/49
*Mar 1 01:22:41.207: As1 AAA/AUTHOR (4250537500): Post authorization
status = PASS_ADD
*Mar 1 01:22:41.215: As1 CHAP: O SUCCESS id 10 len 4
*Mar 1 01:22:41.219: As1 PPP: Phase is UP [0 sess, 0 load]
*Mar 1 01:22:41.223: As1 AAA/AUTHOR/FSM: (0): Can we start IPCP?
*Mar 1 01:22:41.223: As1 AAA/AUTHOR/FSM (2403262371): Port='Async1'
list='' service=NET
*Mar 1 01:22:41.227: AAA/AUTHOR/FSM: As1 (2403262371) user='chaprtr'
*Mar 1 01:22:41.231: As1 AAA/AUTHOR/FSM (2403262371): send AV service=ppp
*Mar 1 01:22:41.231: As1 AAA/AUTHOR/FSM (2403262371): send AV protocol=ip
*Mar 1 01:22:41.235: As1 AAA/AUTHOR/FSM (2403262371): found list "default"
*Mar 1 01:22:41.239: As1 AAA/AUTHOR/FSM (2403262371):
Method=tacacs+ (tacacs+)
*Mar 1 01:22:41.239: AAA/AUTHOR/TAC+: (2403262371): user=chaprtr
*Mar 1 01:22:41.243: AAA/AUTHOR/TAC+: (2403262371): send AV service=ppp
*Mar 1 01:22:41.243: AAA/AUTHOR/TAC+: (2403262371): send AV protocol=ip
*Mar 1 01:22:41.247: TAC+: using previously set server 172.18.124.111
from group tacacs+
*Mar 1 01:22:41.251: TAC+: Opening TCP/IP to 172.18.124.111/49 timeout=5
*Mar 1 01:22:41.263: TAC+: Opened TCP/IP handle 0x4EEAC4 to
172.18.124.111/49
*Mar 1 01:22:41.267: TAC+: Opened 172.18.124.111 index=1
*Mar 1 01:22:41.275: TAC+: 172.18.124.111 (2403262371) AUTHOR/START queued
*Mar 1 01:22:41.323: As1 CCP: I CONFREQ [Not negotiated] id 4 len 12
*Mar 1 01:22:41.327: As1 CCP: OUI (0x0002)
*Mar 1 01:22:41.327: As1 CCP: MS-PPC supported bits 0x00007080
(0x120600007080)
*Mar 1 01:22:41.335: As1 LCP: O PROTREQ [Open] id 31 len 18 protocol CCP
(0x80FD0104000C0002120600007080)
*Mar 1 01:22:41.339: As1 IPCP: I CONFREQ [Closed] id 5 len 40
*Mar 1 01:22:41.343: As1 IPCP: CompressType VJ 15 slots CompressSlotID
(0x0206002D0F01)
*Mar 1 01:22:41.347: As1 IPCP: Address 0.0.0.0 (0x030600000000)
*Mar 1 01:22:41.351: As1 IPCP: PrimaryDNS 0.0.0.0 (0x810600000000)
*Mar 1 01:22:41.355: As1 IPCP: PrimaryWINS 0.0.0.0 (0x820600000000)
*Mar 1 01:22:41.359: As1 IPCP: SecondaryDNS 0.0.0.0 (0x830600000000)
*Mar 1 01:22:41.363: As1 IPCP: SecondaryWINS 0.0.0.0 (0x840600000000)
*Mar 1 01:22:41.607: TAC+: (2403262371) AUTHOR/START processed
*Mar 1 01:22:41.623: TAC+: (2403262371): received author response
status = PASS_ADD
*Mar 1 01:22:41.627: TAC+: Closing TCP/IP 0x4EEAC4 connection to
172.18.124.111/49
*Mar 1 01:22:41.635: As1 AAA/AUTHOR (2403262371): Post authorization
status = PASS_ADD
*Mar 1 01:22:41.647: As1 AAA/AUTHOR/FSM: We can start IPCP
*Mar 1 01:22:41.651: As1 IPCP: O CONFREQ [Closed] id 7 len 10
*Mar 1 01:22:41.655: As1 IPCP: Address 10.31.1.5 (0x03060A1F0105)
*Mar 1 01:22:41.659: As1 AAA/AUTHOR/FSM: (0): Can we start CDPCP?
*Mar 1 01:22:41.663: As1 AAA/AUTHOR/FSM (840307497): Port='Async1'
list='' service=NET
*Mar 1 01:22:41.667: AAA/AUTHOR/FSM: As1 (840307497) user='chaprtr'
*Mar 1 01:22:41.671: As1 AAA/AUTHOR/FSM (840307497): send AV service=ppp
*Mar 1 01:22:41.671: As1 AAA/AUTHOR/FSM (840307497): send AV protocol=cdp
*Mar 1 01:22:41.675: As1 AAA/AUTHOR/FSM (840307497): found list "default"
*Mar 1 01:22:41.675: As1 AAA/AUTHOR/FSM (840307497): Method=tacacs+
(tacacs+)
*Mar 1 01:22:41.679: AAA/AUTHOR/TAC+: (840307497): user=chaprtr
*Mar 1 01:22:41.683: AAA/AUTHOR/TAC+: (840307497): send AV service=ppp
```

```
*Mar 1 01:22:41.683: AAA/AUTHOR/TAC+: (840307497): send AV protocol=cdp
*Mar 1 01:22:41.687: TAC+: using previously set server 172.18.124.111
from group tacacs+
*Mar 1 01:22:41.691: TAC+: Opening TCP/IP to 172.18.124.111/49 timeout=5
*Mar 1 01:22:41.703: TAC+: Opened TCP/IP handle 0x4EE23C to
172.18.124.111/49
*Mar 1 01:22:41.707: TAC+: Opened 172.18.124.111 index=1
*Mar 1 01:22:41.715: TAC+: 172.18.124.111 (840307497) AUTHOR/START queued
*Mar 1 01:22:41.759: As1 IPCP: I CONFACK [REQsent] id 7 len 10
*Mar 1 01:22:41.763: As1 IPCP: Address 10.31.1.5 (0x03060A1F0105)
*Mar 1 01:22:41.915: TAC+: (840307497) AUTHOR/START processed
*Mar 1 01:22:41.923: TAC+: (840307497): received author response
status = FAIL
*Mar 1 01:22:41.927: TAC+: Closing TCP/IP 0x4EE23C connection to
172.18.124.111/49
*Mar 1 01:22:41.931: As1 AAA/AUTHOR (840307497): Post authorization
status = FAIL
*Mar 1 01:22:41.935: As1 AAA/AUTHOR/FSM: We cannot start CDPCP
*Mar 1 01:22:41.935: As1 CDPCP: State is Closed
01:22:42: %LINEPROTO-5-UPDOWN: Line protocol on Interface Async1,
changed state to up
*Mar 1 01:22:42.359: As1 PPP: Outbound cdp packet dropped,
CDPCP is Closed [starting negotiations]
*Mar 1 01:22:42.359: As1 CDPCP: State is Closed
*Mar 1 01:22:42.499: As1 PPP: Outbound cdp packet dropped,
CDPCP is Closed [starting negotiations]
*Mar 1 01:22:42.503: As1 CDPCP: State is Closed
*Mar 1 01:22:42.639: As1 PPP: Outbound cdp packet dropped,
CDPCP is Closed [starting negotiations]
*Mar 1 01:22:42.643: As1 CDPCP: State is Closed
*Mar 1 01:22:42.795: As1 PPP: Outbound cdp packet dropped,
CDPCP is Closed [starting negotiations]
*Mar 1 01:22:42.799: As1 CDPCP: State is Closed
*Mar 1 01:22:43.147: As1 CDPCP: TIMEout: State Closed
*Mar 1 01:22:43.151: As1 CDPCP: State is Listen
*Mar 1 01:22:43.155: As1 IPCP: I CONFREQ [ACKrcvd] id 5 len 40
*Mar 1 01:22:43.159: As1 IPCP: CompressType VJ 15 slots
CompressSlotID (0x0206002D0F01)
*Mar 1 01:22:43.163: As1 IPCP: Address 0.0.0.0 (0x030600000000)
*Mar 1 01:22:43.167: As1 IPCP: PrimaryDNS 0.0.0.0 (0x810600000000)
*Mar 1 01:22:43.171: As1 IPCP: PrimaryWINS 0.0.0.0 (0x820600000000)
*Mar 1 01:22:43.171: As1 IPCP: SecondaryDNS 0.0.0.0 (0x830600000000)
*Mar 1 01:22:43.175: As1 IPCP: SecondaryWINS 0.0.0.0 (0x840600000000)
*Mar 1 01:22:43.179: As1 AAA/AUTHOR/IPCP: Start. Her address 0.0.0.0,
we want 0.0.0.0
*Mar 1 01:22:43.183: As1 AAA/AUTHOR/IPCP: Processing AV service=ppp
*Mar 1 01:22:43.187: As1 AAA/AUTHOR/IPCP: Processing AV protocol=ip
!--- The NAS received the route statements and ACLs !--- from the ACS device. *Mar 1
01:22:43.187: As1 AAA/AUTHOR/IPCP: Processing AV route#1=
9.9.9.9 255.255.255.255 11.11.11.12
*Mar 1 01:22:43.191: As1 AAA/AUTHOR/IPCP: Processing AV route#2=
15.15.15.15 255.255.255.255 12.12.12.13
*Mar 1 01:22:43.195: As1 AAA/AUTHOR/IPCP: Processing AV route#3=
15.15.15.16 255.255.255.255 12.12.12.13
*Mar 1 01:22:43.199: As1 AAA/AUTHOR/IPCP: Processing AV inacl#1=
permit icmp 1.1.1.0 0.0.0.255 9.9.9.0 0.0.0.255
*Mar 1 01:22:43.199: As1 AAA/AUTHOR/IPCP: Processing AV inacl#2=
permit tcp 1.1.1.0 0.0.0.255 15.15.15.0 0.0.0.255
*Mar 1 01:22:43.203: As1 AAA/AUTHOR/IPCP: Authorization succeeded
*Mar 1 01:22:43.207: As1 AAA/AUTHOR/IPCP: Done. Her address 0.0.0.0,
we want 0.0.0.0
*Mar 1 01:22:43.211: As1 IPCP: Pool returned 1.1.1.1
*Mar 1 01:22:43.215: As1 IPCP: O CONFREQ [ACKrcvd] id 5 len 28
*Mar 1 01:22:43.219: As1 IPCP: CompressType VJ 15 slots
```

CompressSlotID (0x0206002D0F01)

```
*Mar 1 01:22:43.223: As1 IPCP: PrimaryWINS 0.0.0.0 (0x820600000000)
*Mar 1 01:22:43.227: As1 IPCP: SecondaryDNS 0.0.0.0 (0x830600000000)
*Mar 1 01:22:43.231: As1 IPCP: SecondaryWINS 0.0.0.0 (0x840600000000)
*Mar 1 01:22:43.339: As1 IPCP: I CONFREQ [ACKrcvd] id 6 len 16
*Mar 1 01:22:43.343: As1 IPCP: Address 0.0.0.0 (0x030600000000)
*Mar 1 01:22:43.347: As1 IPCP: PrimaryDNS 0.0.0.0 (0x810600000000)
*Mar 1 01:22:43.351: As1 AAA/AUTHOR/IPCP: Start. Her address 0.0.0.0,
we want 1.1.1.1
*Mar 1 01:22:43.355: As1 AAA/AUTHOR/IPCP: Processing AV service=ppp
*Mar 1 01:22:43.355: As1 AAA/AUTHOR/IPCP: Processing AV protocol=ip
!--- The NAS applies the route statements and ACLs. *Mar 1 01:22:43.359: As1 AAA/AUTHOR/IPCP:
Processing AV route#1=
9.9.9.9 255.255.255.255 11.11.11.12
*Mar 1 01:22:43.363: As1 AAA/AUTHOR/IPCP: Processing AV route#2=
15.15.15.15 255.255.255.255 12.12.12.13
*Mar 1 01:22:43.363: As1 AAA/AUTHOR/IPCP: Processing AV route#3=
15.15.15.16 255.255.255.255 12.12.12.13
*Mar 1 01:22:43.367: As1 AAA/AUTHOR/IPCP: Processing AV inacl#1=
permit icmp 1.1.1.0 0.0.0.255 9.9.9.0 0.0.0.255
*Mar 1 01:22:43.371: As1 AAA/AUTHOR/IPCP: Processing AV inacl#2=
permit tcp 1.1.1.0 0.0.0.255 15.15.15.0 0.0.0.255
*Mar 1 01:22:43.375: As1 AAA/AUTHOR/IPCP: Authorization succeeded
*Mar 1 01:22:43.375: As1 AAA/AUTHOR/IPCP: Done. Her address 0.0.0.0,
we want 1.1.1.1
*Mar 1 01:22:43.383: As1 IPCP: O CONFNAK [ACKrcvd] id 6 len 16
*Mar 1 01:22:43.387: As1 IPCP: Address 1.1.1.1 (0x030601010101)
*Mar 1 01:22:43.391: As1 IPCP: PrimaryDNS 172.18.125.3 (0x8106AC127D03)
*Mar 1 01:22:43.499: As1 IPCP: I CONFREQ [ACKrcvd] id 7 len 16
*Mar 1 01:22:43.503: As1 IPCP: Address 1.1.1.1 (0x030601010101)
*Mar 1 01:22:43.507: As1 IPCP: PrimaryDNS 172.18.125.3 (0x8106AC127D03)
*Mar 1 01:22:43.511: As1 AAA/AUTHOR/IPCP: Start. Her address 1.1.1.1,
we want 1.1.1.1
*Mar 1 01:22:43.519: As1 AAA/AUTHOR/IPCP (2646570182): Port='Async1'
list='' service=NET
*Mar 1 01:22:43.519: AAA/AUTHOR/IPCP: As1 (2646570182) user='chaprtr'
*Mar 1 01:22:43.523: As1 AAA/AUTHOR/IPCP (2646570182): send AV service=ppp
*Mar 1 01:22:43.523: As1 AAA/AUTHOR/IPCP (2646570182): send AV protocol=ip
*Mar 1 01:22:43.527: As1 AAA/AUTHOR/IPCP (2646570182): send AV addr*1.1.1.1
*Mar 1 01:22:43.531: As1 AAA/AUTHOR/IPCP (2646570182): found list "default"
*Mar 1 01:22:43.535: As1 AAA/AUTHOR/IPCP (2646570182): Method=tacacs+ (tacacs+)
*Mar 1 01:22:43.539: AAA/AUTHOR/TAC+: (2646570182): user=chaprtr
*Mar 1 01:22:43.539: AAA/AUTHOR/TAC+: (2646570182): send AV service=ppp
*Mar 1 01:22:43.543: AAA/AUTHOR/TAC+: (2646570182): send AV protocol=ip
*Mar 1 01:22:43.543: AAA/AUTHOR/TAC+: (2646570182): send AV addr*1.1.1.1
*Mar 1 01:22:43.547: TAC+: using previously set server 172.18.124.111 from
group tacacs+
*Mar 1 01:22:43.551: TAC+: Opening TCP/IP to 172.18.124.111/49 timeout=5
*Mar 1 01:22:43.563: TAC+: Opened TCP/IP handle 0x4EE23C to 172.18.124.111/49
*Mar 1 01:22:43.567: TAC+: Opened 172.18.124.111 index=1
*Mar 1 01:22:43.575: TAC+: 172.18.124.111 (2646570182) AUTHOR/START queued
*Mar 1 01:22:43.875: TAC+: (2646570182) AUTHOR/START processed
*Mar 1 01:22:43.887: TAC+: (2646570182): received author response
status = PASS_REPL
*Mar 1 01:22:43.891: TAC+: Closing TCP/IP 0x4EE23C connection to
172.18.124.111/49
*Mar 1 01:22:43.899: As1 AAA/AUTHOR (2646570182): Post authorization
status = PASS_REPL
*Mar 1 01:22:43.911: As1 AAA/AUTHOR/IPCP: Reject 1.1.1.1, using 1.1.1.1
*Mar 1 01:22:43.915: As1 AAA/AUTHOR/IPCP: Processing AV service=ppp
*Mar 1 01:22:43.919: As1 AAA/AUTHOR/IPCP: Processing AV protocol=ip
*Mar 1 01:22:43.923: As1 AAA/AUTHOR/IPCP: Processing AV route#1=
9.9.9.9 255.255.255.255 11.11.11.12
*Mar 1 01:22:43.923: As1 AAA/AUTHOR/IPCP: Processing AV route#2=
```

```
15.15.15.15 255.255.255.255 12.12.12.13
*Mar 1 01:22:43.927: As1 AAA/AUTHOR/IPCP: Processing AV route#3=
15.15.15.16 255.255.255.255 12.12.12.13
*Mar 1 01:22:43.931: As1 AAA/AUTHOR/IPCP: Processing AV inacl#1=
permit icmp 1.1.1.0 0.0.0.255 9.9.9.0 0.0.0.255
*Mar 1 01:22:43.935: As1 AAA/AUTHOR/IPCP: Processing AV inacl#2=
permit tcp 1.1.1.0 0.0.0.255 15.15.15.0 0.0.0.255
*Mar 1 01:22:43.939: As1 AAA/AUTHOR/IPCP: Processing AV addr*1.1.1.1
*Mar 1 01:22:43.939: As1 AAA/AUTHOR/IPCP: Authorization succeeded
*Mar 1 01:22:43.943: As1 AAA/AUTHOR/IPCP: Done. Her address 1.1.1.1,
we want 1.1.1.1
*Mar 1 01:22:43.947: As1 IPCP: O CONFACK [ACKrcvd] id 7 len 16
*Mar 1 01:22:43.951: As1 IPCP: Address 1.1.1.1 (0x030601010101)
*Mar 1 01:22:43.955: As1 IPCP: PrimaryDNS 172.18.125.3
(0x8106AC127D03)
*Mar 1 01:22:43.959: As1 IPCP: State is Open
*Mar 1 01:22:44.483: As1 IPCP: Install route to 1.1.1.1
koala#
koala#
```

[Verificar](#)

No momento, não há procedimento de verificação disponível para esta configuração.

[Troubleshooting](#)

Esta seção fornece informações que podem ser usadas para o troubleshooting da sua configuração.

[Comandos para Troubleshooting](#)

A [Output Interpreter Tool \(apenas para clientes registrados\)](#) (OIT) suporta determinados comandos show. Use a OIT para exibir uma análise da saída do comando show.

Nota: Consulte [Informações Importantes sobre Comandos de Depuração](#) antes de usar comandos **debug**.

- **debug aaa authentication** — Exibe informações sobre autenticação AAA/TACACS+
- **debug aaa authorization** — Indica a informação sobre a autorização AAA/TACACS+.
- **debugar o aaa por usuário** — Informação dos indicadores sobre os ajustes de configuração por usuário no roteador ou servidores de acesso que são enviados de um servidor AAA.
- **debugar tacacs+** — Indica o informação detalhada sobre debug associado com o TACACS+.
- **debug ppp negotiation** - Exibe pacotes PPP transmitidos durante a inicialização de PPP, em que as opções de PPP são negociadas.

Refira [pesquisando defeitos Listas de acesso em interfaces de discagem](#) para a informação de Troubleshooting.

[Informações Relacionadas](#)

- [Cisco Secure Access Control Server for Unix](#)
- [Field Notice dos produtos de segurança \(que incluem o CiscoSecure UNIX\)](#)
- [Cisco Secure Access Control Server for Windows](#)

- [Avisos de campo de produto de segurança \(incluindo CiscoSecure ACS for Windows\)](#)
- [Suporte Técnico e Documentação - Cisco Systems](#)