



# Open Ports (Wireless)

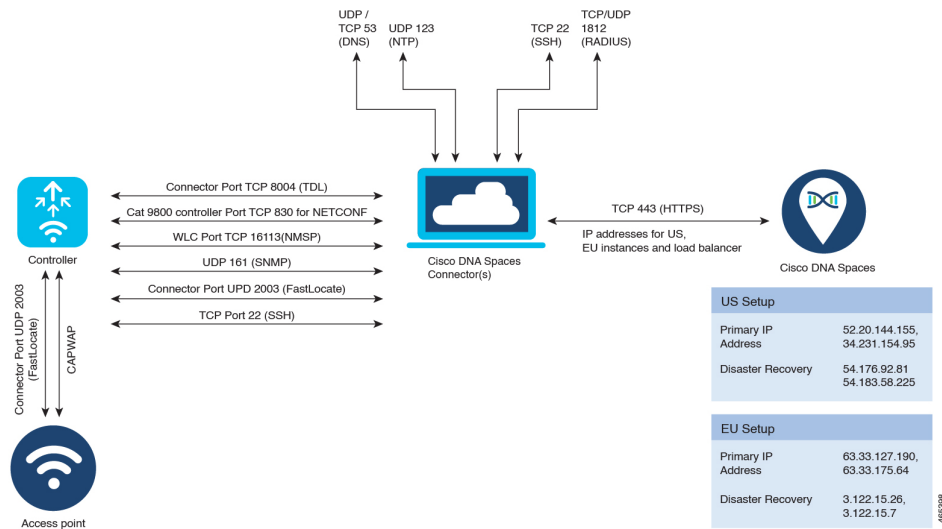
- [Information About Open Ports \(Wireless\)](#), on page 1
- [OpenRoaming Firewall Rules](#), on page 3

## Information About Open Ports (Wireless)

This chapter lists the Connector ports that need to be open for the proper functioning of various services or protocols.

The following ports need to be opened to allow for the basic functionality of Cisco Spaces.

**Figure 1: Basic Functionality**



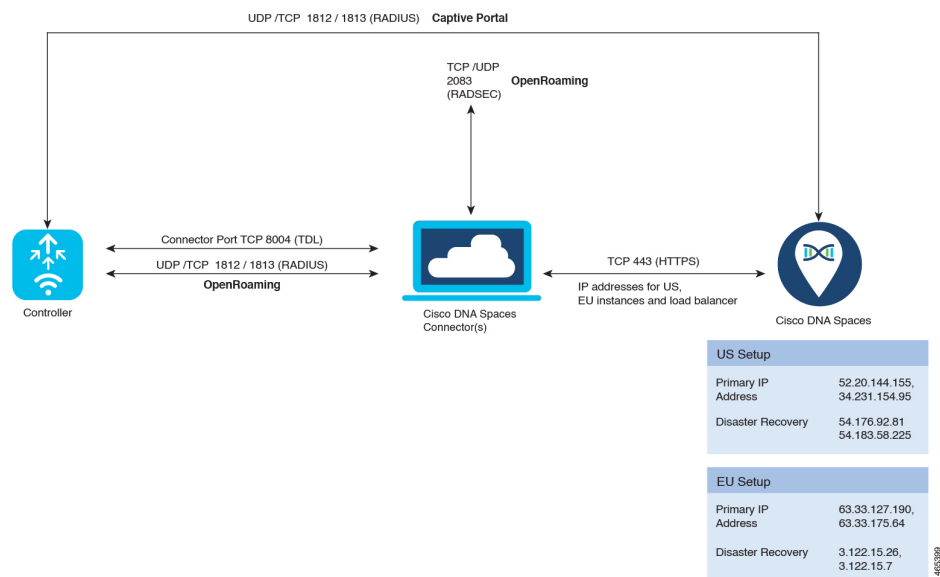
**Table 1: Setups**

	Primary IP Address	Disaster Recovery
US Setup	52.20.144.155 34.231.154.95	54.176.92.81 54.183.58.225

	Primary IP Address	Disaster Recovery
EU Setup	63.33.127.190	3.122.15.26
	63.33.175.64	3.122.15.7
Singapore Setup (SG)	13.228.159.49	13.214.251.223
	54.179.105.241	54.255.57.46

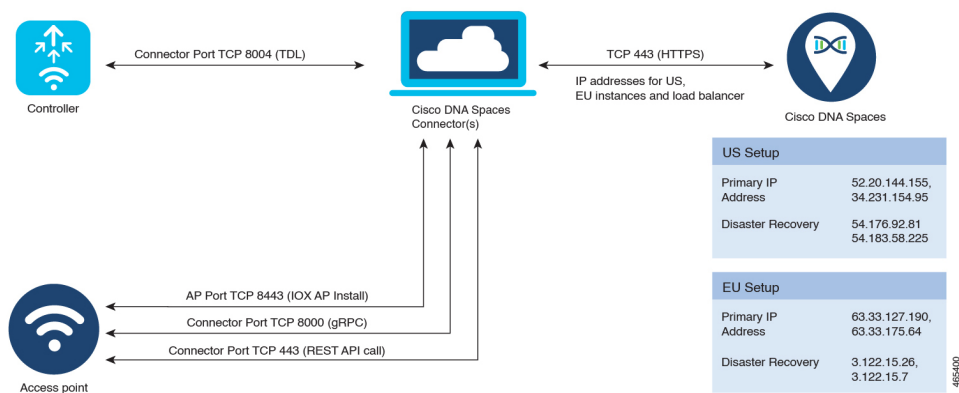
In addition to basic functionality, additional ports need to be opened for other additional functionality like guest onboarding and IoT Services.

Figure 2: Guest Onboarding



The following ports need to be opened for configuring IoT Services (wireless). To configure IoT Services (wired), see [Open Ports \(Wired\)](#)

Figure 3: IoT Services



# OpenRoaming Firewall Rules

Table 2: OpenRoaming Firewall Rules

Source IP Address	Destination IP Address	Direction	Transport	Source Port	Destination Port	Protocol	Further information
Cisco AireOS Wireless Controller IP address	Connector	Unidirectional	UDP and TCP	Any	1812, 1813	Remote Authentication Dial-In User Service (RADIUS)	Communication between Connector and Cisco AireOS Wireless Controller for OpenRoaming client's RADIUS messages.
Connector	Any	Unidirectional	TCP	Any	2083	RADIUS over TLS (RADSEC)	Communication between Connector and OpenRoaming Identity Providers
Connector	Any	Unidirectional	TCP	Any	443		HTTPS for CSR signing - OpenRoaming Membership

