



## Call History

---

- [Call History Overview, on page 1](#)
- [View Call History, on page 1](#)
- [Dial From Call History, on page 2](#)

## Call History Overview

Call History allows you to view information about the last 50 calls on your phone, listed under the following categories:

- **Missed:** lists the last 50 missed calls
- **Received:** lists the last 50 received calls
- **Placed:** lists the last 50 placed calls
- **All:** lists the last 50 calls, including Missed, Received, and Placed


A call icon is displayed to indicate the type of call. The caller ID is displayed with the call icon. If the caller ID is unavailable, then the phone number is displayed. If the phone number is unavailable, then “Unknown” is displayed. All Call History items are ordered by time (latest to oldest).



You can also dial a number directly from the Call History list.

## View Call History

### Procedure

---

- Step 1** Press **Applications** .
- Step 2** Use the **Navigation bar** and button to scroll and select **Call History**. The phone screen displays the four call categories.
- Step 3** Select a category. The phone screen displays the call history for the selected category.


**Step 4** Press the  button to return to the Call History screen, or press **Applications**  to exit the call history.

---

## Dial From Call History

### Procedure

---

- Step 1** Press **Applications** .
- Step 2** Use the **Navigation bar** and button to scroll and select **Call History**.  
The phone screen displays the four call categories.
- Step 3** Select a category.  
The phone screen displays the call history for the selected category.
- Step 4** From the Call History list, select the call you want to dial and do one of the following:
- Press the **Select** button (the phone uses the speakerphone by default).
  - Pick up the handset.
  - Press **Speakerphone**.
-