

ReadMe for Cisco Unified Communications Manager Release 12.5(1)SU8a

First Published: 2023-08-30

Revision History

Date	Revision
August 30, 2023	Initial publication

Introduction



Note To view the release notes for previous versions of Cisco Unified Communications Manager, choose the Cisco Unified Communications Manager version from the following URL:

http://www.cisco.com/en/US/products/sw/voicesw/ps556/prod_release_notes_list.html



Note Please review all sections in this document pertaining to installation before you install this Service Update (SU). Failure to install this SU as described may result in inconsistent Cisco Unified Communications Manager behavior.

This 12.5(1)SU8a ReadMe file contains important information about installation procedures and resolved caveats for Cisco Unified Communications Manager release 12.5(1)SU8a. This SU can be applied to Cisco Unified Communications Manager and Session Management Edition.



Note Before you install Cisco Unified Communications Manager, Cisco recommends that you review the [Important Notes, on page 3](#) for information about issues that may affect your system.

System Requirements

The following sections comprise the system requirements for this release.

Server Support

In this release, you cannot install or run Cisco Unified Communications Manager on server hardware; you must run these applications on virtual machines. Please refer to the “Hardware” section of the *Upgrade and*

Migration Guide for Cisco Unified Communications Manager and the IM and Presence Service, Release 12.5(1) for additional details:

https://www.cisco.com/c/en/us/td/docs/voice_ip_comm/cucm/upgrade/12_5_1/cucm_b_upgrade-migration-guide-125x.html

Uninterruptible Power Supply

Ensure that you connect each node to an uninterruptible power supply (UPS) to provide backup power and protect your system.



Caution Failure to connect the Cisco Unified Communication Manager nodes to a UPS may result in damage to physical media and require a new installation of Cisco Unified CM.

Version and Description

This SU is a cumulative update that incorporates all of the fixes and changes from Cisco Unified Communications Manager 12.5(1) through 12.5(1)SU8 along with additional changes that are specific to this SU.



Note You can only install this SU on Cisco Unified Communications Manager Release 8.6(x) through 11.x, 12.0(1x), 12.5(1) through 12.5(1)SU8, or any 12.5(1)ES from 12.5.1.11001-1 to 12.5.1.18197-1. Upgrades from any earlier supported versions require a PCD migration. If you are upgrading from a version prior to 12.x, ensure you have the proper licensing prior to doing the upgrade.

For a list of all supported upgrade paths and the supported upgrade method, please see the Compatibility Matrix at:

<http://www.cisco.com/c/en/us/support/unified-communications/unified-communications-manager-callmanager/products-device-support-tables-list.html>



Caution Please note that if you install an SU it may contain fixes that are not included in the newer Unified CM releases. For example, a fix in an 11.5(1)SU, 11.5(1)SU6, may not be included in 12.0(1) because the fix was not available prior to the release of 12.0(1). In this example, an SU or ES on the 12.0(1) branch may be required to retain the same fixes.

New to this Release

For details about the features included in this release, refer to Release Notes for Cisco Unified Communications Manager and IM & Presence Service, Release 12.5(1) at:

<http://www.cisco.com/c/en/us/support/unified-communications/unified-communications-manager-callmanager/products-release-notes-list.html>

Important Notes

Compatibility between collaboration products is detailed at the following link. You must insure your versions are compatible before beginning your upgrade:

https://www.cisco.com/c/dam/en/us/td/docs/voice_ip_comm/uc_system/unified/communications/system/Compatibility/CSR-Compatibility-Matrix-InteractiveHTML.html

Cisco provides the following guidance to help you successfully upgrade Cisco Unified Communications Manager software:

- To minimize call-processing interruptions during the upgrade process, register all devices to servers that are running the same version of Cisco Unified Communications Manager software. Make sure that you register all devices to the backup Cisco Unified Communications Manager server or to the primary Cisco Unified Communications Manager server, but not to both the backup and primary servers.

Related Documentation

To view documentation that supports Cisco Unified CM Release 12.5(x), go to:

<https://www.cisco.com/c/en/us/support/unified-communications/unified-communications-manager-callmanager/products-documentation-roadmaps-list.html>

Before You Begin

Before you upgrade the software version of Cisco Unified Communications Manager, verify your current software version.

To do that, open Cisco Unified Communications Manager Administration. The following information displays:

Cisco Unified CM Administration System version: x.x.x

Installation Instructions



Note Apply this SU to all of your Cisco Unified Communications Manager servers, beginning with the publisher server and TFTP server

Refer to the *Upgrade and Migration Guide for Cisco Unified Communications Manager and IM and Presence Service, Release 12.5(1)* for detailed information about doing this upgrade:

https://www.cisco.com/c/en/us/td/docs/voice_ip_comm/cucm/upgrade/12_5_1/cucm_b_upgrade-migration-guide-125x.html



Note Because the 12.5.1.18901-1 build is a non-bootable ISO, it proves useful only for upgrades. You cannot use it for new installations. You may however install with the base version 12.5.1.10000-22 and apply 12.5.1.18901-1 as a patch during the installation.

Release 12.5(1)SU8a is available in both restricted (which is the release type that has always been available from Cisco) and unrestricted versions of software to comply with import / export restrictions to various countries. The unrestricted version is available in limited markets. Please refer to the “Export Restricted and

Export Unrestricted Software” section in the **Understanding Upgrades and Migrations** chapter, of the *Upgrade and Migration Guide for Cisco Unified Communications Manager and the IM and Presence Service, Release 12.5(1)* referenced above, for a more detailed description.



Note Once installed, UNRST releases can never be converted or upgraded to releases which support full encryption capabilities

The file names and hash values you will use for this upgrade are:

Table 1: Restricted ISO Names and Checksum Values

ISO Name:	UCSInstall_UCOS_12.5.1.18901-1.sha512.iso
MD5:	19000b615713c36adca6daa8b146c258
SHA512:	31271b3ab29003c5f177c47434573099895e8175cd07e469c7cfa77bfc81454905cb0c543cc9fc5bae5b39101485e763d7a57b91f5d8102f2930777b93

Table 2: UnRestricted ISO Names and Checksum Values

ISO Name:	UCSInstall_UCOS_UNRST_12.5.1.18901-1.sha512.iso
MD5:	48820c3cfa7965a2af96478fc3d8c295
SHA512:	fed78106261394e7506bd398f5c1b90abc40e9e8630c1b4e11aadb0b77f8df92699d6e160e66a08846063768a78887620d9f8be3cc235daaafadf20c117

Reverting to a Previous Version



Note Revert the SU on all servers in the cluster in the same order in which you performed the installation.

Refer to the “Switch to Previous Version” section in the **Upgrade Procedures** chapter at *Upgrade and Migration Guide for Cisco Unified Communications Manager and IM and Presence Service, Release 12.5(1)* for detailed instructions on “Reverting to a Previous Version.”

https://www.cisco.com/c/en/us/td/docs/voice_ip_comm/cucm/upgrade/12_5_1/cucm_b_upgrade-migration-guide-125x.html

Caveats

Caveats describe unexpected behavior on a Cisco Unified Communications server. The following sections contain lists and descriptions of resolved and open caveats in this release.

Resolved Caveats

Resolved Caveats for Cisco Unified Communications Manager Release 12.5(1)SU8a describes possible unexpected behaviors in previous Cisco Unified Communications Manager 12.5(1) releases.

Resolved CUCM Caveats in 12.5(1)SU8a (everything fixed in SU8a since SU8)

[Click Here for the list](#)

Cumulative Resolved CUCM Caveats (everything fixed in all SU's since base 12.5(1))

[Click Here for the list](#)

Open Caveats

Open Caveats for Cisco Unified Communications Manager Release 12.5(1)SU8a describes a few of the possible unexpected behaviors still remaining in Cisco Unified Communications Manager Release 12.5(1)SU8a.

CUCM Caveats 12.5.1 Complete List

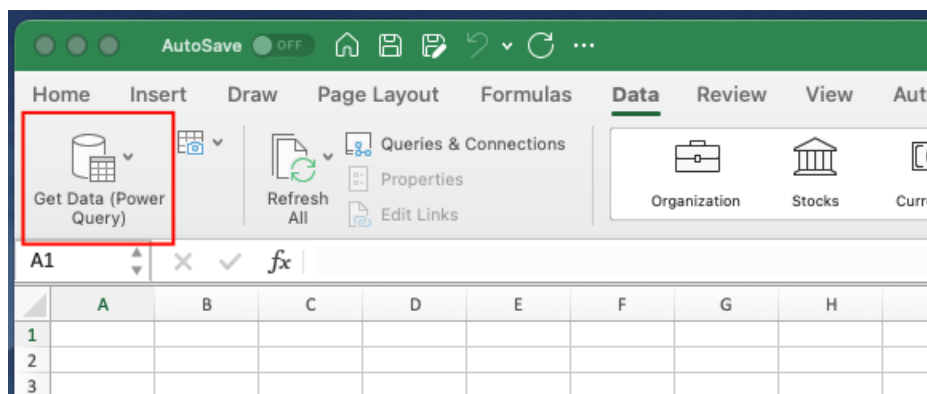
For a complete list of caveats applicable to 12.5.1, use the following Bug Search Tool link:

<https://bst.cloudapps.cisco.com/>

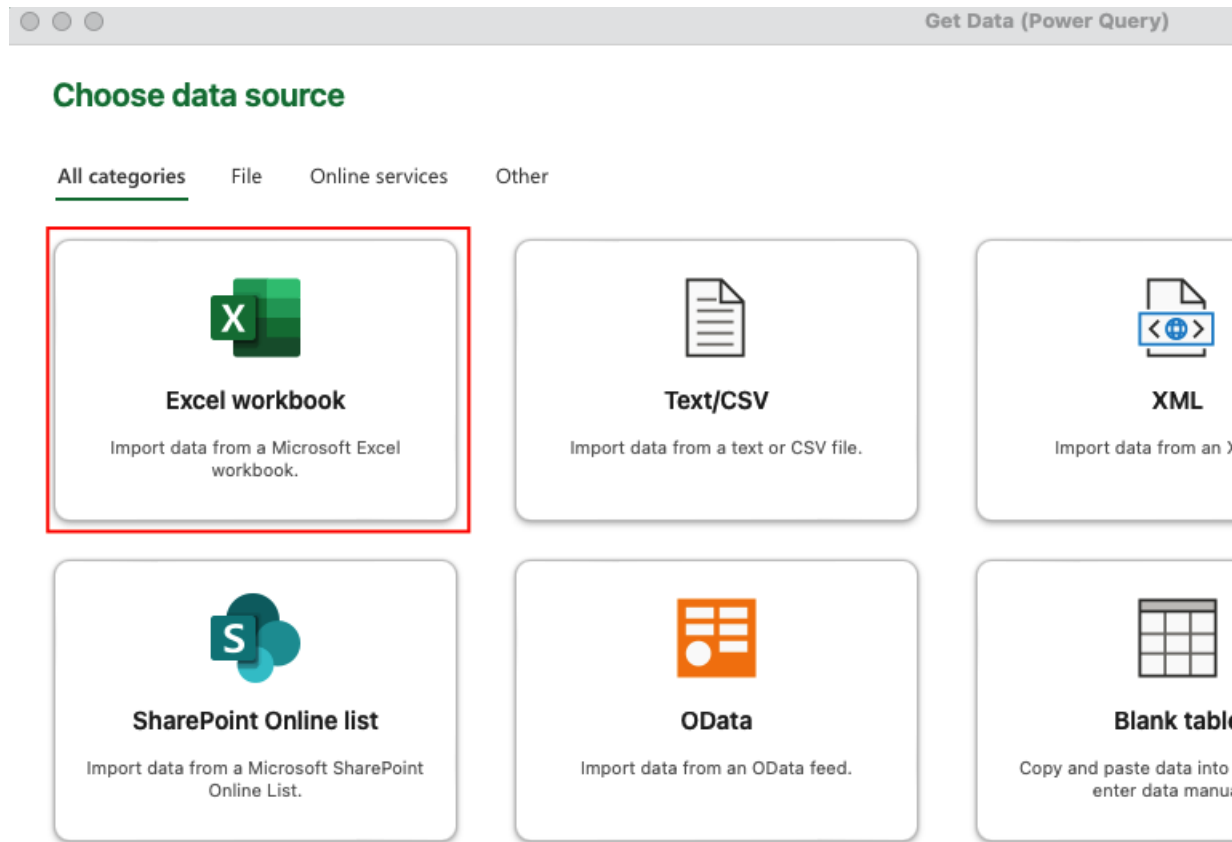
[bugsearch?pf=prdNm&sb=af&kw=*&bt=usV&prdNm=Cisco%20Unified%20Communications%20Manager%20\(CallManager\)&rs=12.5.1](https://bst.cloudapps.cisco.com/bugsearch?pf=prdNm&sb=af&kw=*&bt=usV&prdNm=Cisco%20Unified%20Communications%20Manager%20(CallManager)&rs=12.5.1)

To determine the caveats that were open for a specific release, use the following steps (the screenshots below are from Excel for Mac, the Excel for Windows options are a little different but follow the same basic flow):

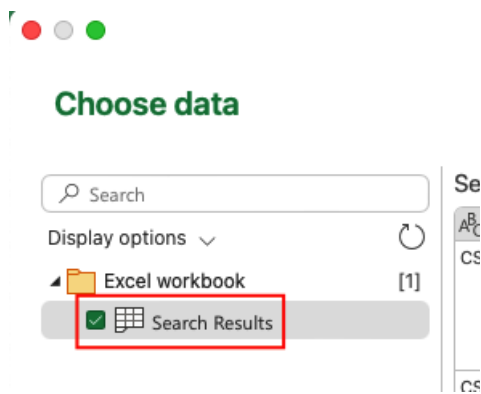
1. Click on the "Export Results to Excel" link
2. Open the downloaded file in Excel and Save As a .xlsx file
3. Open a blank Excel workbook
4. Click on Data --> Get Data (Power Query)



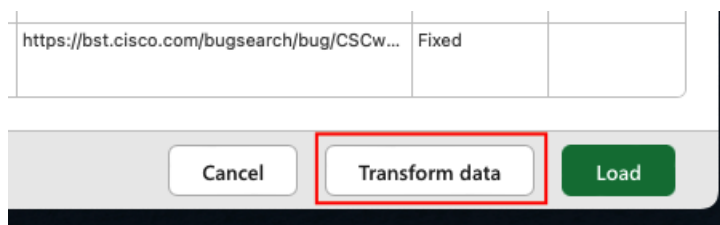
5. Choose "Excel workbook" as the source.



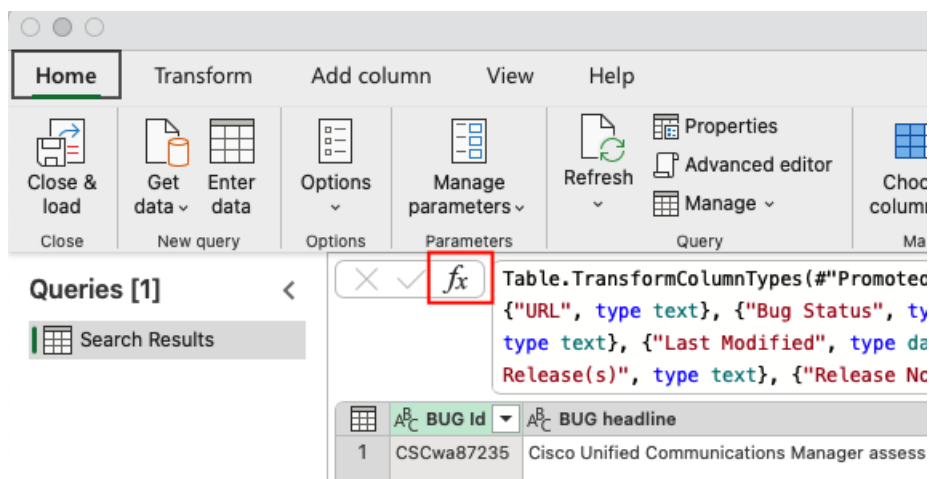
6. Click "Browse", select the .xlsx file saved previously, and click Next
7. Click the checkbox next to the Tab name (by default it will be Search Results)



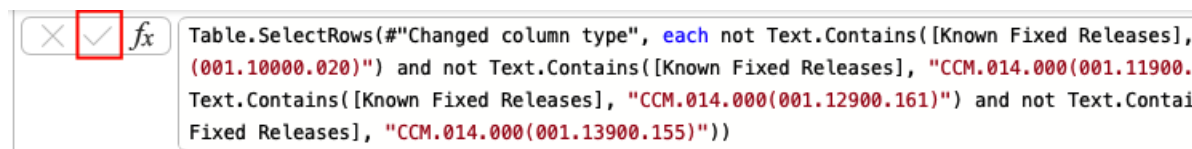
8. Click on the "Transform Data" button



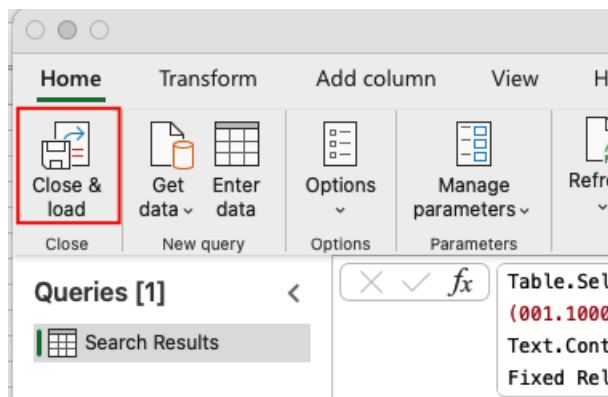
- Click on the fx button to insert a new step



- In the text box next to the fx button, paste the desired filter string (see below)
- Click the check mark to apply the changes



- Click the "Close and load" button



- The results that are loaded into the Excel workbook will be all of the Open Caveats for that specific release

Filter String for 12.5.1SU8a:**For Mac:**

```
Table.SelectRows("#Changed column type", each not Text.Contains([Known Fixed Releases],
"CCM.012.005(001.10000.022)") and not Text.Contains([Known Fixed Releases],
"CCM.012.005(001.11900.146)") and not Text.Contains([Known Fixed Releases],
"CCM.012.005(001.12900.115)") and not Text.Contains([Known Fixed Releases],
"CCM.012.005(001.13900.152)") and not Text.Contains([Known Fixed Releases],
"CCM.012.005(001.14900.063)") and not Text.Contains([Known Fixed Releases],
"CCM.012.005(001.15900.066)") and not Text.Contains([Known Fixed Releases],
"CCM.012.005(001.16900.048)") and not Text.Contains([Known Fixed Releases],
"CCM.012.005(001.17900.064)") and not Text.Contains([Known Fixed Releases],
"CCM.012.005(001.18100.014)") and not Text.Contains([Known Fixed Releases],
"CCM.012.005(001.18900.040)") and not Text.Contains([Known Fixed Releases],
"CCM.012.005(001.18901.001)") and not Text.StartsWith([Known Fixed Releases], "UCMAP") and
Text.Contains(["#Product - Series"], "CallManager") or [Known Fixed Releases] = null)
```

For Windows:

```
= Table.SelectRows("#Changed Type", each not Text.Contains([Known Fixed Releases],
"CCM.012.005(001.10000.022)") and not Text.Contains([Known Fixed Releases],
"CCM.012.005(001.11900.146)") and not Text.Contains([Known Fixed Releases],
"CCM.012.005(001.12900.115)") and not Text.Contains([Known Fixed Releases],
"CCM.012.005(001.13900.152)") and not Text.Contains([Known Fixed Releases],
"CCM.012.005(001.14900.063)") and not Text.Contains([Known Fixed Releases],
"CCM.012.005(001.15900.066)") and not Text.Contains([Known Fixed Releases],
"CCM.012.005(001.16900.048)") and not Text.Contains([Known Fixed Releases],
"CCM.012.005(001.17900.064)") and not Text.Contains([Known Fixed Releases],
"CCM.012.005(001.18100.014)") and not Text.Contains([Known Fixed Releases],
"CCM.012.005(001.18900.040)") and not Text.Contains([Known Fixed Releases],
"CCM.012.005(001.18901.001)") and not Text.StartsWith([Known Fixed Releases], "UCMAP") and
Text.Contains(["#Product - Series"], "CallManager") or [Known Fixed Releases] = null)
```

Security Advisory Caveats: To get a list of caveats that are applicable to Security Advisories or other security related issues, after filtering for a specific release using the examples above, an additional filter for the keyword PSIRT can be applied to the Release Note Enclosure column.

Firmware Versions

SUs contain firmware loads, however, Cisco recommends that you always download the latest firmware load from the Software Download Center.

Phone Firmware

To download phone firmware, follow this procedure:

1. Go to <https://software.cisco.com/download/home>
2. Click on Browse All
3. Click on Collaboration Endpoints
4. Choose the desired Endpoint Type
5. Choose the desired Endpoint Model

Device Packages

To download phone firmware, follow this procedure:

1. Go to <https://software.cisco.com/download/home>
2. Click on Browse All
3. Click on Unified Communications
4. Click on Call Control
5. Click on Unified Communications Manager (CallManager)
6. Choose the desired UCM version
7. Click on the Device Packages link

Firmware Versions in this Release

Device type	Load name	Version
3905	3905.9-4-1SR3	9.4 (1SR3.0)
3911_3951-sip	3911_3951-sip.8-1-4a	8.1 (4.0)
6608	6608-4.0.0.32-mgcp	4.0 (0.32)
6608cfb	6608cfb-4.0.0.03-sccp	4.0 (0.3)
6608mtp	6608mtp-4.0.0.06-sccp	4.0 (0.6)
6624	6624-4.0.0.13-mgcp	4.0 (0.13)
6901-sccp	6901-sccp.9-3-1-SR2-2	9.3 (1.0)
6901-sip	6901-sip.9-3-1-SR2-3	9.3 (1.0)
6911-sccp	6911-sccp.9-3-1-SR2-3	9.3 (1.0)
6911-sip	6911-sip.9-3-1-SR2-4	9.3 (1.0)
6945-SCCP	6945-SCCP-9-4-1-3SR3	9.4 (1.3)
6945-SIP	6945-SIP-9-4-1-3SR3	9.4 (1.3)
69xx-SCCP	69xx-SCCP-9-4-1-3SR3	9.4 (1.3)
69xx-SIP	69xx-SIP-9-4-1-3SR3	9.4 (1.3)
7832-sip	7832-sip.14-2-1-0101-26.k4	14.2.1 (0101.26)
78xx	78xx.14-2-1-0101-26.k4	14.2.1 (0101.26)
7911_7906-sccp	7911_7906-sccp.9-4-2SR3-1	9.4 (2SR3.1)
7911_7906-sip	7911_7906-sip.9-4-2SR3-1	9.4 (2SR3.1)
7914-sccp	7914-sccp.5-0-4	5.0 (4.0)
7915	7915.1-0-4-2	1.0 (4.2)
7916	7916.1-0-4-2	1.0 (4.2)
7925-sccp	7925-sccp.1-4-8SR1-5.k3	1.4 (8SR1.5)
7926-sccp	7926-sccp.1-4-8SR1-5.k3	1.4 (8SR1.5)
7931-sccp	7931-sccp.9-4-2SR2-2	9.4 (2SR2.2)
7931-sip	7931-sip.9-4-2SR2-2	9.4 (2SR2.2)
7936-sccp	7936-sccp.3-3-21	3.3 (21.0)
7937	7937-1-4-5-7-SCCP	1.4 (5.7)
7940-7960	7940-7960-8.12.00-sip	8.12 (00.0)
7940-7960-sccp	7940-7960-sccp.8-1-2SR2	8.1 (2SR2.0)
7941_7961-sccp	7941_7961-sccp.9-4-2SR3-1	9.4 (2SR3.1)
7941_7961-sip	7941_7961-sip.9-4-2SR3-1	9.4 (2SR3.1)
7942_7962-sccp	7942_7962-sccp.9-4-2SR3-1	9.4 (2SR3.1)
7942_7962-sip	7942_7962-sip.9-4-2SR3-1	9.4 (2SR3.1)
7945_7965-sccp	7945_7965-sccp.9-4-2SR4	9.4 (2SR4.0)
7945_7965-sip	7945_7965-sip.9-4-2SR4-3	9.4 (2SR4.3)
7975-sccp	7975-sccp.9-4-2SR4	9.4 (2SR4.0)
7975-sip	7975-sip.9-4-2SR4	9.4 (2SR4.0)
7985	7985-4-1-7-0-sccp	4.1 (7.0)
8821-sip	8821-sip.11-0-6SR4-3.k4	11.0 (6SR4.3)
8831-sip	8831-sip.10-3-1SR7-2	10.3 (1SR7.2)
8832-sip	8832-sip.14-2-1-0101-26.k4	14.2.1 (0101.26)

8845_65-sip	8845_65-sip.14-2-1-0101-26.k4	14.2.1 (0101.26)
88xx-sip	88xx-sip.14-2-1-0101-26.k4	14.2.1 (0101.26)
894x-sccp	894x-sccp.9-4-2SR3-1	9.4 (2SR3.1)
894x-sip	894x-sip.9-4-2SR3-1	9.4 (2SR3.1)
8961	8961.9-4-2SR4-1.k3	9.4 (2SR4.1)
9951	9951.9-4-2SR4-1.k3	9.4 (2SR4.1)
9971	9971.9-4-2SR4-1.k3	9.4 (2SR4.1)
ata	ata-3.2.4-sccp	3.2 (4.0)
ata187	ata187.9-2-3-1	9.2 (3.1)
ata190	ata190.1-2-2-003	1.2 (2.3)
ATA191	ATA191.12-0-1-0506-010	12.0.1 (0506.10)
headset-builtin	headset-builtin.3-1-0001-1.k4	3.1 (0001.1)
PHONEOS-8875	PHONEOS-8875.2-1-1-0001-11	2.1.1 (0001.11)

Plug-in Report

```

-----
cm-rtmt-client-plugin-12.5.0.0-0.i386.rpm
cm-ctlc-plugin-6.0.0.1-1.i386.rpm
cm-taps-plugin-7.0.2.0-1.i386.rpm
cm-tsp-plugin-12.5.2.2-0.i386.rpm
cm-axlsqtoolkit-plugin-1.1.0.0-1.i386.rpm
cm-jtapi-plugin-12.5.1.18900-2.i386.rpm
    
```

TZDATA file	Version
-----	-----
platform-tzdata-2022g-1.el7_9.noarch.rpm	2022-g

THE SPECIFICATIONS AND INFORMATION REGARDING THE PRODUCTS IN THIS MANUAL ARE SUBJECT TO CHANGE WITHOUT NOTICE. ALL STATEMENTS, INFORMATION, AND RECOMMENDATIONS IN THIS MANUAL ARE BELIEVED TO BE ACCURATE BUT ARE PRESENTED WITHOUT WARRANTY OF ANY KIND, EXPRESS OR IMPLIED. USERS MUST TAKE FULL RESPONSIBILITY FOR THEIR APPLICATION OF ANY PRODUCTS.

THE SOFTWARE LICENSE AND LIMITED WARRANTY FOR THE ACCOMPANYING PRODUCT ARE SET FORTH IN THE INFORMATION PACKET THAT SHIPPED WITH THE PRODUCT AND ARE INCORPORATED HEREIN BY THIS REFERENCE. IF YOU ARE UNABLE TO LOCATE THE SOFTWARE LICENSE OR LIMITED WARRANTY, CONTACT YOUR CISCO REPRESENTATIVE FOR A COPY.

The Cisco implementation of TCP header compression is an adaptation of a program developed by the University of California, Berkeley (UCB) as part of UCB's public domain version of the UNIX operating system. All rights reserved. Copyright © 1981, Regents of the University of California.

NOTWITHSTANDING ANY OTHER WARRANTY HEREIN, ALL DOCUMENT FILES AND SOFTWARE OF THESE SUPPLIERS ARE PROVIDED "AS IS" WITH ALL FAULTS. CISCO AND THE ABOVE-NAMED SUPPLIERS DISCLAIM ALL WARRANTIES, EXPRESSED OR IMPLIED, INCLUDING, WITHOUT LIMITATION, THOSE OF MERCHANTABILITY, FITNESS FOR A PARTICULAR PURPOSE AND NONINFRINGEMENT OR ARISING FROM A COURSE OF DEALING, USAGE, OR TRADE PRACTICE.

IN NO EVENT SHALL CISCO OR ITS SUPPLIERS BE LIABLE FOR ANY INDIRECT, SPECIAL, CONSEQUENTIAL, OR INCIDENTAL DAMAGES, INCLUDING, WITHOUT LIMITATION, LOST PROFITS OR LOSS OR DAMAGE TO DATA ARISING OUT OF THE USE OR INABILITY TO USE THIS MANUAL, EVEN IF CISCO OR ITS SUPPLIERS HAVE BEEN ADVISED OF THE POSSIBILITY OF SUCH DAMAGES.

Any Internet Protocol (IP) addresses and phone numbers used in this document are not intended to be actual addresses and phone numbers. Any examples, command display output, network topology diagrams, and other figures included in the document are shown for illustrative purposes only. Any use of actual IP addresses or phone numbers in illustrative content is unintentional and coincidental.

All printed copies and duplicate soft copies of this document are considered uncontrolled. See the current online version for the latest version.

Cisco has more than 200 offices worldwide. Addresses and phone numbers are listed on the Cisco website at www.cisco.com/go/offices.

Cisco and the Cisco logo are trademarks or registered trademarks of Cisco and/or its affiliates in the U.S. and other countries. To view a list of Cisco trademarks, go to this URL: <https://www.cisco.com/c/en/us/about/legal/trademarks.html>. Third-party trademarks mentioned are the property of their respective owners. The use of the word partner does not imply a partnership relationship between Cisco and any other company. (1721R)

© 2024 Cisco Systems, Inc. All rights reserved.