



Administration Dashboard

Revised: May 4, 2015
OL-15762-05

- [Concepts, page 2-1](#)
- [Procedures, page 2-5](#)



We prepared this material with specific expectations of you.

- ✔ You will administer Cisco DMS.
 - ✔ You have already installed at least the license key to activate one Cisco DMS software feature module.
-

Concepts

- [Dashboard Overview, page 2-1](#)

Dashboard Overview

The dashboard for DMS-Admin centralizes many features for system monitoring and log collection. When problems of any kind interfere with the data-collection processes that populate its gauges, they show question marks in addition to the best available data. In this case, check that your systems and network are configured and working correctly.

These are the dashboard gauges.

The screenshot shows the Cisco Digital Media Manager Administration Dashboard. The top navigation bar includes links for Home, My Profile, Sign Out, and Help. The main navigation menu includes Administration, Dashboard, Failover, Settings, Security, Users, Alerts, Services, and Licenses. The dashboard is divided into several sections:

- Alerts:** Shows 0 Email Notifications, 0 SNMP Notifications, and 0 Syslog Notifications. A link to View Alerts is provided.
- System Information:** Displays Digital Media Manager Version 5.4.0, Appliance Serial Number (redacted), and Disk Space (DMM, Used 0.17 GB, Free 27.33 GB).
- Users Logged In:** Shows 1 User Logged In (Past One Hour). A link to View All Users is provided.
- Status:** Includes Digital Media Players (DMPs: 2, Up: 1, Down: 1) and Failover Cluster (DMM Cluster, Not Clustered). Links to View All DMPs and DMP Groups, and View Failover Status are provided.
- License Features:** A table listing various modules and their license constraints.

License Feature	License Status
Digital Media Manager Base License	No constraints on license
SNMP Notifications Module	No constraints on license
Proof of Play Module	No constraints on license
Cast Module	No constraints on license
Digital Media Player Pack	Limit: 5000 elements
Digital Media Designer Module	No constraints on license
High Availability Failover Module	No constraints on license
-	-
-	-
-	-

The Failover Cluster gauge monitors your use, if any, of failover.



Note

Sometimes, a monitoring gauge might leave out a value that you expect it to show. When this occurs, we mark any missing values with a placeholder symbol (⚠️) to indicate which values we could not show.



Tip

Until you install at least one license key, the DMS-Admin dashboard cannot retrieve data to populate its gauges.

Understand the Alerts Gauge

This gauge shows the total count of notification messages delivered in the past 1 hour.

The screenshot shows the Alerts gauge with the following data:

- 0 Email Notifications
- 0 SNMP Notifications
- 0 Syslog Notifications

A link to View Alerts is provided at the bottom of the gauge.

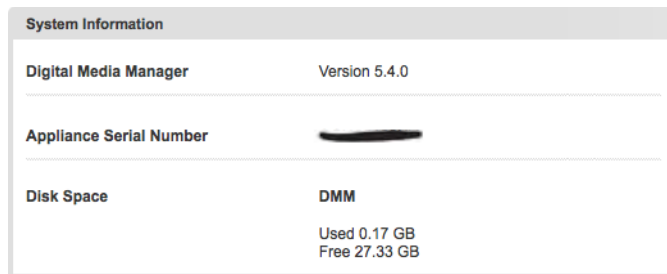


Timesaver

Click **View Alerts** to open the Alerts page.

Understand the System Information Gauge

The System Information gauge:



- Tells you the installed release version of your DMM server software.
- Tells you the serial number of your DMM appliance.
- Measures free space and used space for the content partition on your DMM appliance hard drive.

Understand the Status Gauge



Tip

Refresh your browser to update the data that this gauge shows.

Have you set up the hardware and activated the separately licensed software features for DMM server failover and your inventory of DMPs?

If so, this gauge summarizes their current state in two summaries, side-by-side.



Digital Media Players

- Counts the total number of registered DMPs.
- Specifies how many DMPs were reachable or unreachable when this gauge loaded in your browser.

Failover Cluster

- Indicates the status of Cisco DMM appliances in your failover cluster.



Timesaver

Click...

- **View All DMPs and DMP Groups** to open the DMP Manager page.
 - **View Failover Status** to open the Failover Configuration page.
-


Understand the Licensed Features Gauge

This gauge lists software feature module licenses that are installed on your DMM appliance and describes constraints that your licenses impose.

License Features	
Digital Media Manager Base License	No constraints on license
SNMP Notifications Module	No constraints on license
Proof of Play Module	No constraints on license
Cast Module	No constraints on license
Digital Media Player Pack	Limit: 5000 elements
Digital Media Designer Module	No constraints on license
High Availability Failover Module	No constraints on license
-	-
-	-
-	-

Understand the Users Logged In Gauge

This gauge counts how many users were logged in to your Cisco DMM appliance over the past 1 hour.

Users Logged In
 1 Users Logged In (Past One Hour)
View All Users >



Timesaver

Click **View All Users** to open the Users page.

Procedures

- [View Dashboard Gauges, page 2-5](#)


View Dashboard Gauges

Before You Begin

- Log in to DMM.

Procedure

Step 1 Click **Administration**.



Step 2 Click the **Dashboard** tab.

Step 3 Stop. You have completed this procedure.

