



## **Cisco Business 110 Series Switches Hardware Changes**

**Introduction** 2

CBS110 Hardware Refresh Overview 2

Model Specific Updates 4

Physical Differences 4

Technical Specifications 5

Frequently Asked Questions 7

# Introduction

This guide describes the latest hardware changes and improvements for the Cisco CBS110 Series Unmanaged Switches. It is intended to help users and installers understand what's new in the refreshed models and how these changes may affect installation or usage.

## CBS110 Hardware Refresh Overview

The CBS110 series unmanaged switches have undergone a hardware refresh, impacting 7 models. These refreshed models maintain the same Hardware Product ID (HW PID) but feature updated Version IDs (VID).

- 7 Refreshed Models: The CBS110 refresh includes 7 unmanaged switch models.
- CBS110-24PP and CBS110-24T: front ports update from 22\*GE+2\*Combo to 24\*GE+2\*Combo. The max ports supported will change from 22\*GE+2\*Combo (port 23 & port 24) to 24\*GE+2\*Combo (port 25 & port 26).
- Product ID (PID): All models keep the same hardware PID, with only the hardware version (VID) updated.
- Operating Temperature: extended to 0-50 C for improved environmental tolerance.
- ASIC Solution: All models use updated SoC and PoE solutions for better performance and reliability.
- CBS110-5T-Dimensions change from 110 x 75 x 30 mm to 110 x 100 x 30 mm (width x depth x height).
- CBS110-16T: front ports arrangement change from 1\*8\*2 to 2\*4\*2.

**Table 1: PID List With New Version ID**

PID	New VID	74TAN
CBS110-5T-D-AU	V03	74-124771-03
CBS110-5T-D-EU	V04	74-124772-04
CBS110-5T-D-JP	V03	74-124773-03
CBS110-5T-D-KR	V03	74-124774-03
CBS110-5T-D-UK	V04	74-124776-04
CBS110-5T-D-NA	V03	74-124775-03
CBS110-8T-D-NA	V02	74-124786-02
CBS110-8T-D-AR	V02	74-124777-02
CBS110-8T-D-BR	V02	74-124779-02
CBS110-8T-D-AU	V02	74-124778-02
CBS110-8T-D-CN	V02	74-124780-02
CBS110-8T-D-EU	V04	74-124782-04
CBS110-8T-D-IN	V02	74-124783-02
CBS110-8T-D-JP	V02	74-124784-02

<b>PID</b>	<b>New VID</b>	<b>74TAN</b>
CBS110-8T-D-KR	V02	74-124785-02
CBS110-8T-D-UK	V03	74-124787-03
CBS110-8T-D-TW	V02	74-133410-02
CBS110-8PP-D-NA	V03	74-124788-03
CBS110-8PP-D-EU	V04	74-124789-04
CBS110-8PP-D-AU	V04	74-124789-04
CBS110-8PP-D-JP	V04	74-124789-04
CBS110-8PP-D-UK	V04	74-124789-04
CBS110-16T-NA	V04	74-124790-04
CBS110-16T-EU	V08	74-124791-08
CBS110-16T-AU	V08	74-124791-08
CBS110-16T-CN	V08	74-124791-08
CBS110-16T-JP	V08	74-124791-08
CBS110-16T-UK	V08	74-124791-08
CBS110-16T-TW	V08	74-124791-08
CBS110-16PP-NA	V04	74-124792-04
CBS110-16PP-EU	V06	74-124793-06
CBS110-16PP-AU	V06	74-124793-06
CBS110-16PP-UK	V06	74-124793-06
CBS110-24T-NA	V04	74-124794-04
CBS110-24T-AR	V04	74-124794-04
CBS110-24T-BR	V04	74-124794-04
CBS110-24T-EU	V06	74-124795-06
CBS110-24T-AU	V06	74-124795-06
CBS110-24T-CN	V06	74-124795-06
CBS110-24T-IN	V06	74-124795-06
CBS110-24T-JP	V06	74-124795-06
CBS110-24T-UK	V06	74-124795-06
CBS110-24T-TW	V06	74-124795-06
CBS110-24PP-NA	V03	74-124796-03
CBS110-24PP-EU	V04	74-124797-04
CBS110-24PP-AU	V04	74-124797-04

PID	New VID	74TAN
CBS110-24PP-UK	V04	74-124797-04

**Effect of Change** - No change to function. Refer to the [CBS110 Data Sheet](#) for detailed specifications.

## Model Specific Updates

Specific hardware changes have been implemented for certain models:

- CBS110-24T and CBS110-24PP
  - Due to the ASIC update, these models will feature 2 extra GE copper ports.
  - The front port configuration changes from the previous 22\*1G + 2 Combo (SFP+1G Cu) layout to a new configuration of 24\*1G + 2 Combo.
- CBS110-16T
  - The front port layout changes from 1\*8\*2 to 2\*4\*2. This change is made to share the PCB design with the CBS110-16PP model.
- CBS110-5T-D:
  - The overall physical dimensions of this model have been extended. This dimension increase is intended to enhance the Electromagnetic Susceptibility (EMS) performance


## Physical Differences

- Front Panel Changes - The port layout is updated in CBS110-16T and CBS110-24T/24PP models for easier identification and use.
- Chassis Dimensions - CBS110-5T-D has an extended overall dimension for improved EMS.
- Visual Identification - New models can be visually distinguished by their updated port arrangement and, for CBS110-5T-D, a larger physical size.

### CBS110 -24PP


- Top switch is the new CBS110-24PP
- Bottom switch is the old CBS110-24PP
- For ASIC update, the front ports in old CBS110 will update to 24\*GE+2\*Combo

### CBS110-5T-D



- Top switch is the old CBS110-5T-D, tan74-xxx-01
- Bottom switch is the new CBS110-5T-D, tan 74-xxx-04

## CBS110-5T-D



## Technical Specifications

This section describes the latest hardware changes and improvements for the Cisco CBS110 Series Unmanaged Switches. It is intended to help users understand what's different in the refreshed models.

**Table 2: Power Consumption Comparison Between New and Old CBS110**

PID	New CBS110 System Power Consumption w/o POE	New CBS110 System Power Consumption w POE	Old CBS110 System Power Consumption w/o POE	Old CBS110 System Power Consumption w POE
CBS110-5T-D	110V/2.81W	NA	110V/2.74W	NA
	220V/3.1W		220V/2.69W	
CBS110-8T-D	110V/4.25W	NA	110V/4.09W	NA
	220V/4.33W		220V/4.13W	

<b>PID</b>	<b>New CBS110 System Power Consumption w/o POE</b>	<b>New CBS110 System Power Consumption w POE</b>	<b>Old CBS110 System Power Consumption w/o POE</b>	<b>Old CBS110 System Power Consumption w POE</b>
CBS110-8PP-D	110V/4.81W	110V/37.46W	110V/5.1W	110V/38.02W
	220V/4.91W	220V/36.65W	220V/5.29W	220V/38.2W
CBS110-16T	110V/9.89W	NA	110V/11.33W	NA
	220V/9.96W		220V/11.53W	
CBS110-16PP	110V/11.51W	110V/72.77W	110V/11.16W	110V/80.28W
	220V/11.80W	220V/72.72W	220V/11.41W	220V/80.38W
CBS110-24T	110V/17.79W	NA	110V/16.3W	NA
	220V/17.49W		220V/16.34W	
CBS110-24PP	110V/21.02W	110V/124.06W	110V/17.21W	110V/135.67W
	220V/21.03W	220V/122.11W	220V/17.29W	220V/133.82W

**Table 3: Heat Dissipation Comparison Between the New and Old CBS110**

<b>PID</b>	<b>New CBS110 Heat Dissipation (BTU/hr)</b>	<b>Old CBS110 Heat Dissipation (BTU/hr)</b>
CBS110-5T-D	9.59	9.34
CBS110-8T-D	14.50	14.09
CBS110-8PP-D	127.82	130.34
CBS110-16T	33.75	39.34
CBS110-16PP	248.3	274.27
CBS110-24T	60.7	55.75
CBS110-24PP	423.31	462.93

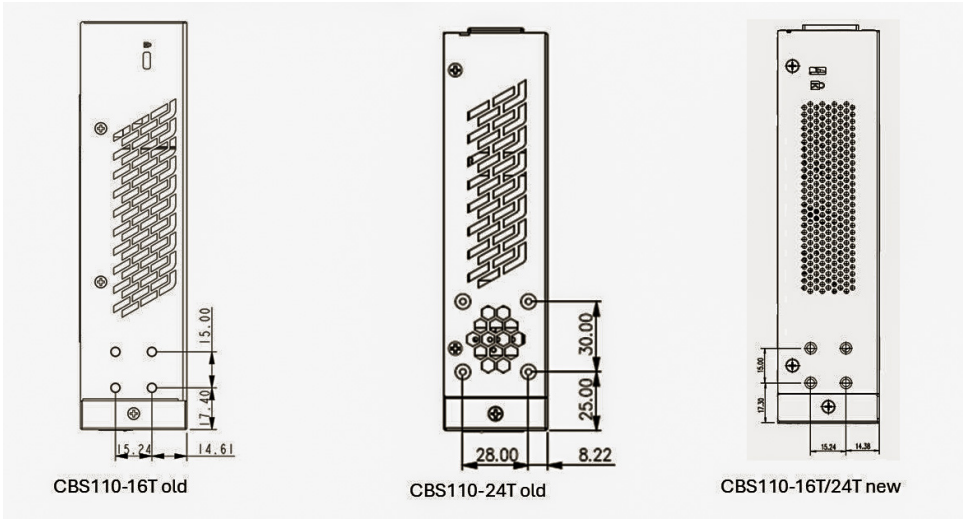
**Table 4: Weight Comparison Between Old and New CBS110**

<b>PID</b>	<b>New CBS110 Unit Weight (kg)</b>	<b>Old CBS110 Unit Weight (kg)</b>
CBS110-5T-D	0.29	0.23
CBS110-8T-D	0.43	0.43
CBS110-8PP-D	0.53	0.55
CBS110-16T	1.33	0.97
CBS110-16PP	1.57	1.30
CBS110-24T	1.45	1.56
CBS110-24PP	2.85	2.98

**Effect of Change** - No change to function. Refer to the [CBS110 Data Sheet](#) for detailed specifications.

**Mounting Hole Changes**

The images below illustrates the changes of the mounting holes found in the new version of the CBS110.



Feature	CBS110-16T (Old)	CBS110-24T (Old)	CBS110-16T/24T (New)
Horizontal Distance between Bottom Holes	15.24	28.00	15.24
Horizontal Distance from Rightmost Bottom Hole to Edge	14.61	8.22	14.38
Vertical Distance from Bottom Row to Middle Row	17.40	25.00	17.30
Vertical Distance from Middle Row to Top Row	15.00	30.00	15.00

**Frequently Asked Questions**

- Q.

How can I visually confirm I have the new hardware?
- A.

Check port arrangement and, for CBS110-5T-D, the chassis size. You can also verify the VID on the product label.



**Note** An RMA replacement will be using the new models.



**Americas Headquarters**  
Cisco Systems, Inc.  
San Jose, CA 95134-1706  
USA

**Asia Pacific Headquarters**  
CiscoSystems(USA)Pte.Ltd.  
Singapore

**Europe Headquarters**  
CiscoSystemsInternationalBV  
Amsterdam, The Netherlands

Cisco has more than 200 offices worldwide. Addresses, phone numbers, and fax numbers are listed on the Cisco Website at [www.cisco.com/go/offices](http://www.cisco.com/go/offices).