



Technical Specifications

- [Technical Specifications, on page 1](#)
- [AC Power Cord Specifications, on page 3](#)
- [DC Power Cable Specifications, on page 7](#)

Technical Specifications

This table describes the environmental specifications.

Table 1: Environmental Specifications for the Switch

Environmental Ranges	
Operating temperature	• 32°F to 104°F (0 to 40°C)
Storage temperature	• -4°F to 149°F (-20°C to 65°C)
Relative humidity	• Operating : 5 to 90% (noncondensing) • Non-Operating : 5% to 95% (noncondensing)
Operating altitude	Up to 6000 ft (1800 m)
Storage altitude	Up to 15,000 ft (4500 m)

Table 2: Acoustic Measurements for the Switches

	Switch Model	Sound Power Level
Cisco Catalyst 9500 Series Switches	C9500-12Q	No greater than 70.4 L _{WA} d dB
	C9500-24Q	No greater than 70.4 L _{WA} d dB
	C9500-16X	No greater than 68.3 L _{WA} d dB
	C9500-40X	No greater than 68.3 L _{WA} d dB

	Switch Model	Sound Power Level
Cisco Catalyst 9500 Series High Performance Switches	C9500-32C	No greater than 76.7 L _{WAd} dB
	C9500-32QC	No greater than 72.1 L _{WAd} dB
	C9500-24Y4C	No greater than 71.5 L _{WAd} dB
	C9500-48Y4C	No greater than 71.5 L _{WAd} dB

This table describes the physical specifications.

Table 3: Physical Specifications for the Switch

Physical Specifications		
Dimensions (H x W x D)	1.73 x 17.5 x 21.5 in. (4.4 x 44.5 x 56.7 cm)	C9500-12Q
		C9500-24Q
		C9500-40X
		C9500-16X
	1.73 x 17.5 x 21.2 in. (4.4 x 44.5 x 56.8 cm)	C9500-32C
	1.73 x 17.5 x 18.0 in. (4.4 x 44.5 x 45.7 cm)	C9500-32QC
		C9500-48Y4C
C9500-24Y4C		
Rack units (RU)	1 RU	
Chassis with 2 power supplies and built-in fan	25.75 lbs (11.68 kg)	C9500-12Q
		C9500-24Q
		C9500-40X
	23.6 lbs (10.7 kg)	C9500-16X
	25.64 lbs (11.63 kg)	C9500-32C
	21.85 lbs (9.91 kg)	C9500-32QC
	21.96 lbs (9.96 kg)	C9500-48Y4C
	20.99 lbs (9.52 kg)	C9500-24Y4C

This table describes the power requirements.

Table 4: Power Requirements

Power Requirements		
Input Voltage	115 to 230 VAC	C9500-12Q
		C9500-16X
		C9500-24Q
		C9500-40X
	90 to 264 VAC	C9500-32C
		C9500-32QC
		C9500-48Y4C
		C9500-24Y4C

AC Power Cord Specifications

The following table lists the specifications for the AC power cords that are available for the AC-input power supplies. The table also includes references to power cord illustrations.



Note

- 2000W power supply power cord has an IEC60320/C15 appliance connector at one end.

Figure 1: IEC60320/C15 Appliance Connector

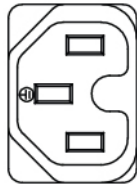

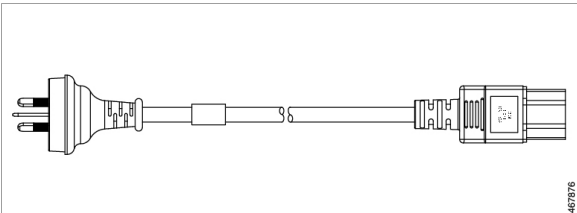
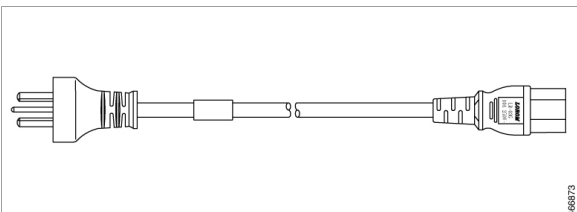
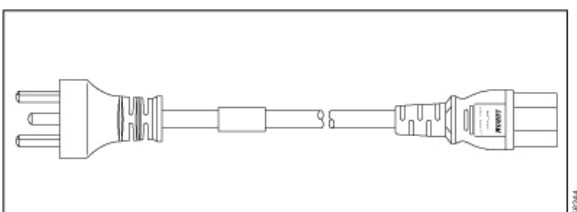
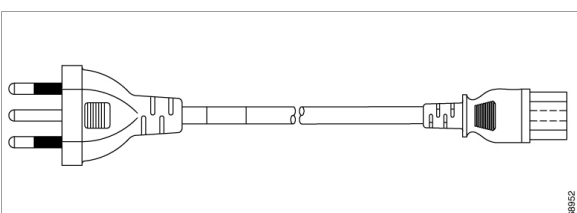
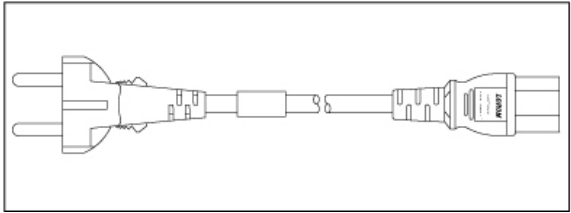
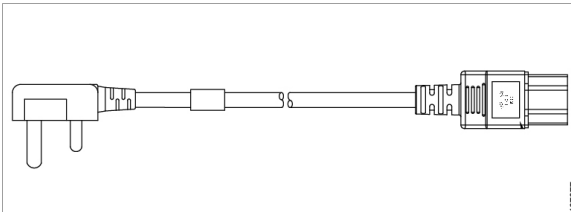
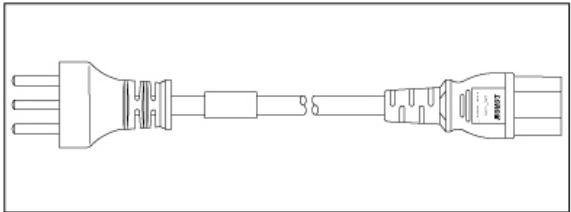
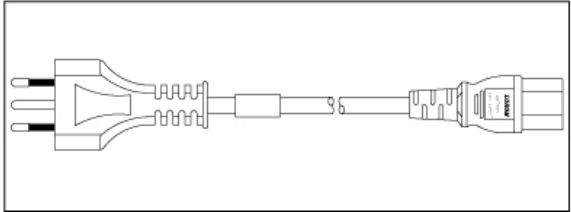
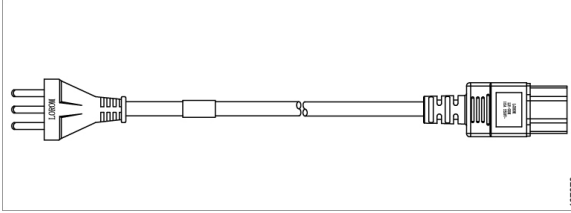
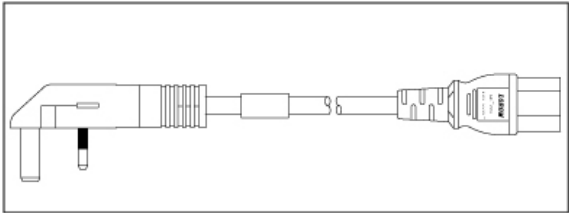
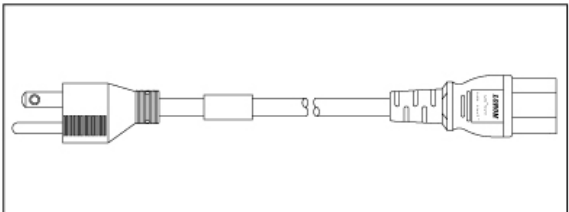
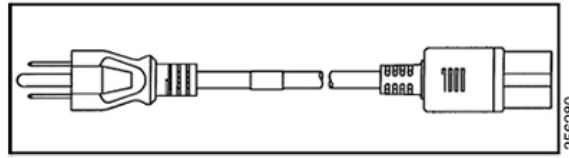
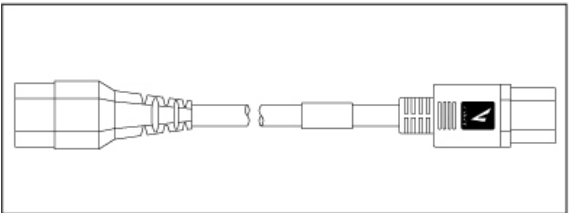


Table 5: AC Power Cords for C9500 Series Switches and C9500 Series High Performance Switches

Locale	Part Number	Cordset Rating	Length	AC Source Plug Type
Japan	CAB-C15-CBN-JP	250 VAC, 12 A	3.05 m	<p><i>Figure 2: CAB-C15-CBN-JP=(Japan)</i></p>

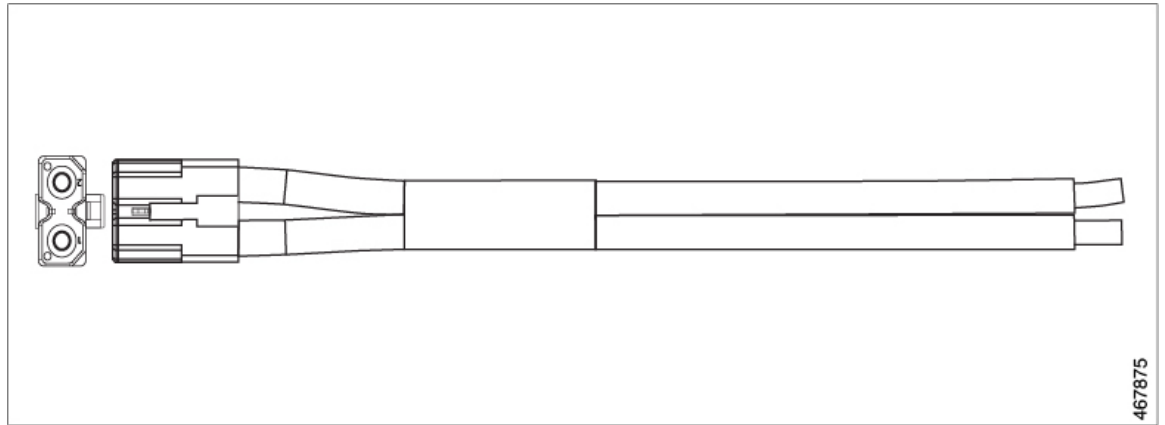
Locale	Part Number	Cordset Rating	Length	AC Source Plug Type
Japan	CAB-TA-250V-JP	250 VAC, 15 A	2.5 m	<p>Figure 3: CAB-TA-250V-JP= (Japan)</p> 
Australia	CAB-TA-AP	250 VAC, 15 A	2.5 m	<p>Figure 4: CAB-TA-AP= (Australia)</p> 
Argentina	CAB-TA-AR	250 VAC, 10 A	2.5 m	<p>Figure 5: CAB-TA-AR= (Argentina)</p> 
Denmark	CAB-TA-DN	250 VAC, 10 A	2.5 m	<p>Figure 6: CAB-TA-DN= (Denmark)</p> 
Brazil	CAB-ACBZ-10A	250 VAC, 10 A	2.44 m	<p>Figure 7: CAB-ACBZ-10A= (Brazil)</p> 

Locale	Part Number	Cordset Rating	Length	AC Source Plug Type
Europe	CAB-TA-EU	250 VAC, 10 A	2.5 m	<p>Figure 8: CAB-TA-EU= (Continental Europe)</p> 
India	CAB-TA-IN	250 VAC, 16 A	2.5 m	<p>Figure 9: CAB-TA-IN= India</p> 
Israel	CAB-TA-IS	250 VAC, 16 A	2.5 m	<p>Figure 10: CAB-TA-IS= (Israel)</p> 
Italy	CAB-TA-IT	250 VAC, 10 A	2.5 m	<p>Figure 11: CAB-TA-IT= (Italy)</p> 
Switzerland	CAB-TA-SW	250 VAC, 16 A	2.5 m	<p>Figure 12: CAB-TA-SW= (Switzerland)</p> 

Locale	Part Number	Cordset Rating	Length	AC Source Plug Type
United Kingdom	CAB-TA-UK	250 VAC, 10 A	2.5 m	<p>Figure 13: CAB-TA-UK= (United Kingdom)</p> 
North America	CAB-TA-NA	125 VAC, 12 A	2.5 m	<p>Figure 14: CAB-TA-NA= (North America)</p> 
Japan	CAB-TA-JP	125 VAC, 12 A	2.5 m	<p>Figure 15: CAB-TA-JP= (Japan)</p> 
All countries except Japan	CAB-C15-CBN	250 VAC, 13 A	1.22 m	<p>Figure 16: CAB-C15-CBN=</p> 

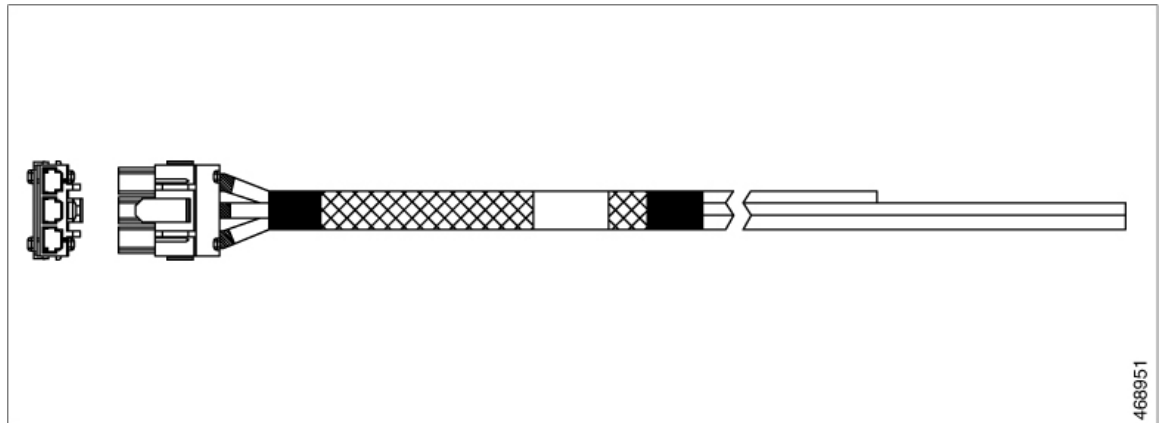
DC Power Cable Specifications

Figure 17: PWR-2KW-DC-CBL



46875

Figure 18: CAB-48DC-40A-8AWG



468951

