



System Specifications

- [Environmental Specifications, on page 1](#)
- [Switch Dimensions, on page 1](#)
- [Switch and Module Weights and Quantities, on page 2](#)
- [Transceiver and Cable Specifications, on page 2](#)
- [Switch Power Input Requirements, on page 2](#)
- [Power Specifications, on page 3](#)
- [Power Cable Specifications, on page 5](#)
- [Regulatory Standards Compliance Specifications, on page 7](#)

Environmental Specifications

Environment		Specification
Temperature	Ambient operating temperature	32 to 104°F (0 to 40°C)
	Ambient nonoperating	−40 to 158°F (−40 to 70°C)
Relative humidity	Nonoperating	5 to 95%
	Operating	5 to 90%
Altitude	Operating	0 to 13,123 feet (0 to 4,000 meters)

Switch Dimensions

Switch	Width	Depth with Handles	Height
Cisco Nexus 9336C-FX2	17.3 inches (43.9 cm)	24.5 inches (62.3 cm)	1.72 inches (4.4 cm) (1 RU)

Switch and Module Weights and Quantities

Component	Weight per Unit	Quantity
Cisco Nexus 9336C-FX2 Chassis (N9K-C9336C-FX2)	18.8 lb (8.5 kg)	1
Fan Module	—	3
– Port-side exhaust (blue) (NXA-FAN-65CFM-PE)	0.6 lb (0.3 kg)	
– Port-side exhaust (blue) (NXA-SFAN-65CFM-PE)		
– Port-side intake (burgundy) (NXA-FAN-65CFM-PI)		
– Port-side intake (burgundy) (NXA-SFAN-65CFM-PI)		
Power Supply module	—	2 (1 for operations and 1 for redundancy)
– 750-W AC port-side exhaust (blue) (NXA-PAC-750W-PE)	2.42 lb (1.1 kg)	
– 750-W AC port-side intake (burgundy) (NXA-PAC-750W-PI)		
– 1100-W AC port-side exhaust (blue) (NXA-PAC-1100W-PE2)		
– 1100-W AC port-side intake (burgundy) (NXA-PAC-1100W-PI2)		
– 1100-W HVAC/HVDC port-side exhaust (blue) (NXA-PUV-1100W-PE)		
– 1100-W HVAC/HVDC port-side intake (burgundy) (NXA-PUV-1100W-PI)		
– 1100-W DC port-side exhaust (blue) (NXA-PDC-1100W-PE)		
– 1100-W DC port-side intake (burgundy) (NXA-PDC-1100W-PI)		

Transceiver and Cable Specifications

To determine which transceivers, adapters, and cables are supported by this switch, see <https://www.cisco.com/c/en/us/support/interfaces-modules/transceiver-modules/products-device-support-tables-list.html>.

To see the transceiver specifications and installation information, see <https://www.cisco.com/c/en/us/support/interfaces-modules/transceiver-modules/products-device-support-tables-list.html>.

Switch Power Input Requirements

The following table lists the typical amount of power that the switch consumes. It also lists the maximum amount of power that you must provision for the switch and power supply for peak conditions.



Note Some power supplies have capabilities that are greater than the maximum power requirements for a switch. To determine the power consumption characteristics for the switch, use the typical and maximum requirements that are listed in the following table.

Switch	Typical Power Consumption (AC or DC)	Maximum Power Consumption (AC or DC)	Heat Dissipation Requirements
Cisco Nexus 9336C-FX2	337 W	719 W	2453.330 per hour

Power Specifications

Power specifications include the specifications for each type of power supply module.

750-W AC Power Supply Specifications

These specifications apply to the following power supplies:

- NXA-PAC-750W-PE
- NXA-PAC-750W-PI

Characteristic	Specification
Maximum output power	750 W
Maximum input current	10 Amps at 100 VAC
Rated input voltage	115 to 240 VAC nominal (Range: 90 to 264 VAC)
Rated input frequency	50 to 60 Hz nominal (Range: 47 to 63 Hz)

1100-W AC Power Supply Specifications

These specifications apply to all versions of the NXA-PAC-1100W power supply

Characteristic	Specification
AC input voltage	Nominal range: 100 and 240 VAC (Range: 90-132 VAC, 180-264 VAC)
AC input frequency	Nominal range: 50 to 60 Hz (Range: 47-63 Hz)
Maximum AC input current	13 A at 100 VAC 6 A at 240 VAC
Maximum input volt-amperes	1300 VA at 100 VAC

Characteristic	Specification
Maximum output power per power supply	1100 W
Maximum inrush current	33 A
Maximum hold-up time	12 ms at 1100 W
Power supply output voltage	12 VDC
Power supply standby voltage	12 VDC
Efficiency rating	Climate Savers Platinum Efficiency (80Plus Platinum certified)
Form factor	RSP1

1100-W HVAC/HVDC Power Supply Specifications

These specifications apply to the following power supplies:

- NXA-PHV-1100W-PE
- NXA-PHV-1100W-PI

Characteristic	Specification
Efficiency	94%
Input voltage	100VAC – 277VAC, 240VDC – 380VDC
Nominal frequency	50, 60Hz
Maximum input current	100-277VAC 13A Max, 240VDC – 380VDC 5.5A Max
Maximum inrush current	35A (cold turn on); 50A (hot turn on)
Maximum continuous total output power	1100W @ 100 – 277VAC, 240VDC – 380VDC
Output voltage	12V/ 90A
Standby output voltage	3.3V/ 3A
Efficiency	80 Plus Platinum

1100-W DC Power Supply Specifications

These specifications apply to the following power supplies:

- NXA-PDC-1100W-PE
- NXA-PDC-1100W-PI

Characteristic	Specification
DC input voltage range	Nominal range: -54VDC (Range: -40 to -72 VDC)
Maximum DC input current	32 A at -40 VDC
Maximum output power per power supply	1100 W
Maximum inrush current	90 A (cold turn on)
Maximum hold-up time	4 ms at 100% load
Power supply output voltage	12 V/ 90A
Power supply standby voltage	3.3 V/ 3A
Efficiency rating @ -48VDC	94% at 50% load

Power Cable Specifications




The following sections specify the power cables that you can order and use with this switch.

Power Cable Specifications for AC Power Supplies

Locale	Power Cord Part Number	Cord Set Description
	CAB-C13-C14-2M	Power Cord Jumper, C13-C14 Connectors, 6.6 feet (2.0 m)
	CAB-C13-CBN	Cabinet jumper power cord, 250 VAC, 10 A, C14-C13 connectors, 2.3 feet (0.7 m)
Argentina	CAB-250V-10A-AR	250 V, 10 A, 8.2 feet (2.5 m)
Australia	CAB-9K10A-AU	250 VAC, 10 A, 3112 plug, 8.2 feet (2.5 m)
Brazil	CAB-250V-10A-BR	250 V, 10 A, 6.9 feet (2.1 m)
European Union	CAB-9K10A-EU	250 VAC, 10 A, CEE 7/7 plug, 8.2 feet (2.5 m)
India	CAB-IND-10A	10 A, 8.2 feet (2.5 m)
India	CAB-C13-C14-2M-IN	Power Cord Jumper, C13-C14 Connectors, 6.6 feet (2.0 m)
India	CAB-C13-C14-3M-IN	Power Cord Jumper, C13-C14 Connectors, 9.8 feet (3.0 m)
Israel	CAB-250V-10A-IS	250 V, 10 A, 8.2 feet (2.5 m)
Italy	CAB-9K10A-IT	250 VAC, 10 A, CEI 23-16/VII plug, 8.2 feet (2.5 m)

Locale	Power Cord Part Number	Cord Set Description
Japan	CAB-C13-C14-2M-JP	Power Cord Jumper, C13-C14 Connectors, 6.6 feet (2.0 m)
North America	CAB-9K12A-NA	125 VAC, 13 A, NEMA 5-15 plug, 8.2 feet (2.5 m)
North America	CAB-AC-L620-C13	NEMA L6-20-C13, 6.6 feet (2.0 m)
North America	CAB-N5K6A-NA	200/240V, 6A, 8.2 feet (2.5 m)
Peoples Republic of China	CAB-250V-10A-CN	250 V, 10 A, 8.2 feet (2.5 m)
South Africa	CAB-250V-10A-ID	250 V, 10 A, 8.2 feet (2.5 m)
Switzerland	CAB-9K10A-SW	250 VAC, 10 A, MP232 plug, 8.2 feet (2.5 m)
United Kingdom	CAB-9K10A-UK	250 VAC, 10 A, BS1363 plug (13 A fuse), 8.2 (2.5 m)
All except Argentina, Brazil, and Japan	NO-POWER-CORD	No power cord included with switch

HVAC/HVDC Power Cables Supported by ACI-Mode and NX-OS Mode Switches

Part Number	Cord Set Description	Photo
CAB-HVAC-SD-0.6M	HVAC 2-foot (0.6 m) cable with Saf-D-Grid and SD connectors 277V AC	
CAB-HVAC-C14-2M	HVAC 6.6-foot (2.0 m) cable with Saf-D-Grid and C14 (use for up to 240 V) connector 250V AC	
CAB-HVAC-RT-0.6M	HVAC 2-foot (0.6 m) cable with Saf-D-Grid and RT connector 277V AC	



Part Number	Cord Set Description	Photo
CAB-HVDC-3T-2M	HVDC 6.6-foot (2.0 m) cable with Saf-D-Grid and three terminal connectors 300V AC / 400V DC (+200/-200 V DC)	
NO-POWER-CORD	All except Argentina, Brazil, and Japan No power cord included with switch	Not applicable

Table 1: HVAC/HVDC Power Cables Callout Table

1	Connect this end to the power supply unit.
---	--

DC Power Cable Specifications

Part Number	Description	Photo
NXA-PDC-1100W-PE/PI	The 1100W DC power supply (NXA-PDC-1100W-PE/PI) is shipped with a connector already plugged into the power supply. Use 8 AWG wire with the minimum input voltage of 40VDC, based on maximum current and thermal derating.	

Regulatory Standards Compliance Specifications

The following table lists the regulatory standards compliance for the switch.

Table 2: Regulatory Standards Compliance: Safety and EMC

Specification	Description
Regulatory compliance	Products should comply with CE Markings according to directives 2004/108/EC and 2006/95/EC.
Safety	<ul style="list-style-type: none"> • CAN/CSA-C22.2 No. 60950-1 Second Edition • CAN/CSA-C22.2 No. 62368-1-19 Third Edition • NRTL 60950-1 Second Edition • IEC 62368-1 • EN 62368-1 • AS/NZS 62368-1 • GB4943 • UL 62368-1
EMC: Emissions	<ul style="list-style-type: none"> • 47CFR Part 15 (CFR 47) Class A • AS/NZS CISPR22 Class A • CISPR22 Class A • EN55022 Class A • ICES003 Class A • VCCI Class A • EN61000-3-2 • EN61000-3-3 • KN22 Class A • CNS13438 Class A
EMC: Immunity	<ul style="list-style-type: none"> • EN55024 • CISPR24 • EN300386 • KN 61000-4 series
RoHS	The product is RoH-6 compliant with exceptions for leaded-ball grid-array (BGA) balls and lead press-fit connectors.