



## VCS Resource Views for the Reference Configurations

---

This section provides information about Veritas Cluster Server (VCS) resource and service group views for the HA/DR Security Manager configurations described in this document. Figure A-1 through Figure A-5 illustrate the dependencies among resources in a service group or the dependencies among service groups. In the figures, the line between two resources represents a dependency, or parent-child relationship. Resource dependencies specify the order in which resources are brought online and taken offline. During failover, the resources closest to the top of the figure must be taken offline before the resources linked to them are taken offline. Similarly, the resources that appear closest to the bottom of the figure must be brought online before the resources linked to them can come online. A resource that depends on other resources is a parent resource. The figure links a parent resource icon to a child resource icon below it.

This appendix covers the following topics:

- [VCS Resource Views for the Reference Configurations, on page 1](#)

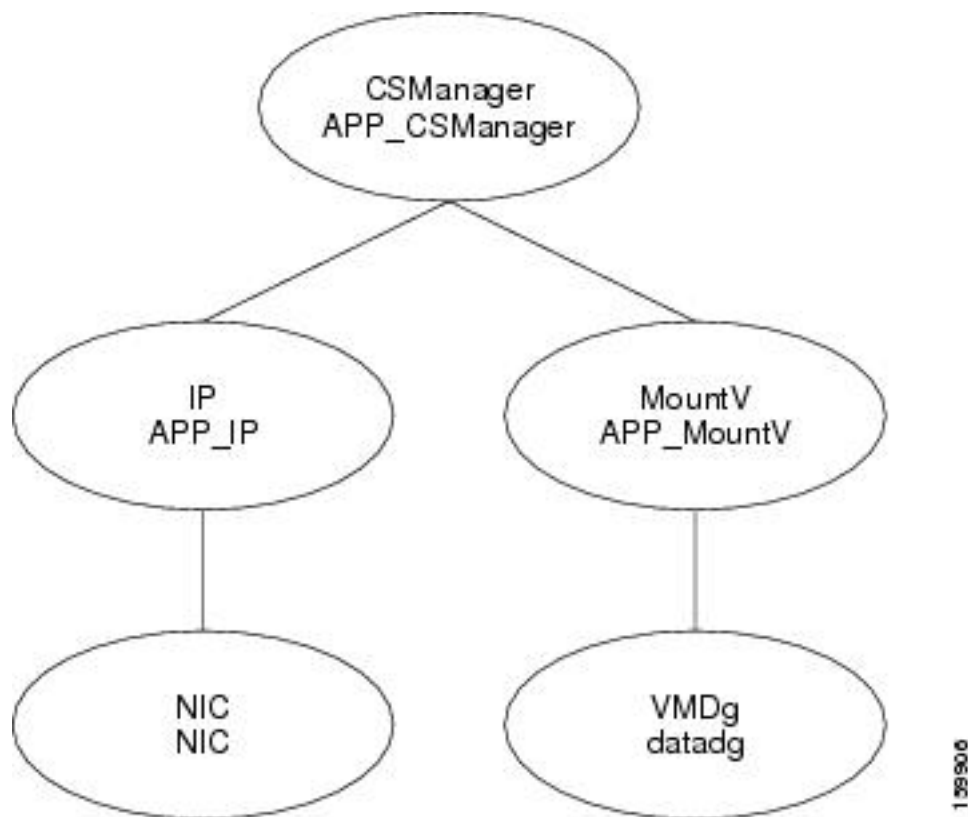
## VCS Resource Views for the Reference Configurations

This section provides information about Veritas Cluster Server (VCS) resource and service group views for the HA/DR Security Manager configurations described in this document. Figure A-1 through Figure A-5 illustrate the dependencies among resources in a service group or the dependencies among service groups. In the figures, the line between two resources represents a dependency, or parent-child relationship. Resource dependencies specify the order in which resources are brought online and taken offline. During failover, the resources closest to the top of the figure must be taken offline before the resources linked to them are taken offline. Similarly, the resources that appear closest to the bottom of the figure must be brought online before the resources linked to them can come online. A resource that depends on other resources is a parent resource. The figure links a parent resource icon to a child resource icon below it.

### Single Local Cluster (Dual-Node) Configuration

Figure A-1 shows the Veritas Cluster Server (VCS) resource views for a single cluster with two servers in the cluster.

Figure 1: Resource View: APP Group (Single Cluster, Dual Node)



## Dual Geographic Cluster (Single-Node) Configuration

Figure 2: Resource View: APP Group (Dual Cluster, Single Node) through Figure 3: Resource View: APPrep Group (Dual Cluster, Single Node) show the Veritas Cluster Server (VCS) resource views for a dual cluster configuration with one server in the cluster.

Figure 2: Resource View: APP Group (Dual Cluster, Single Node)

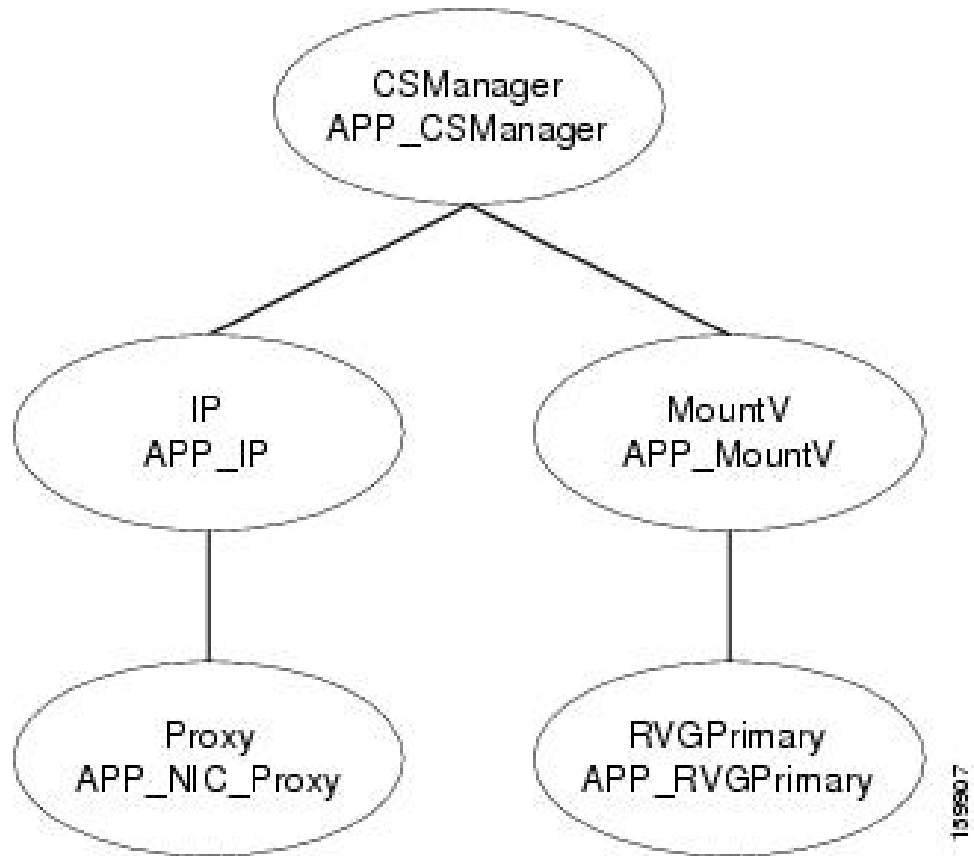


Figure 3: Resource View: APPrep Group (Dual Cluster, Single Node)

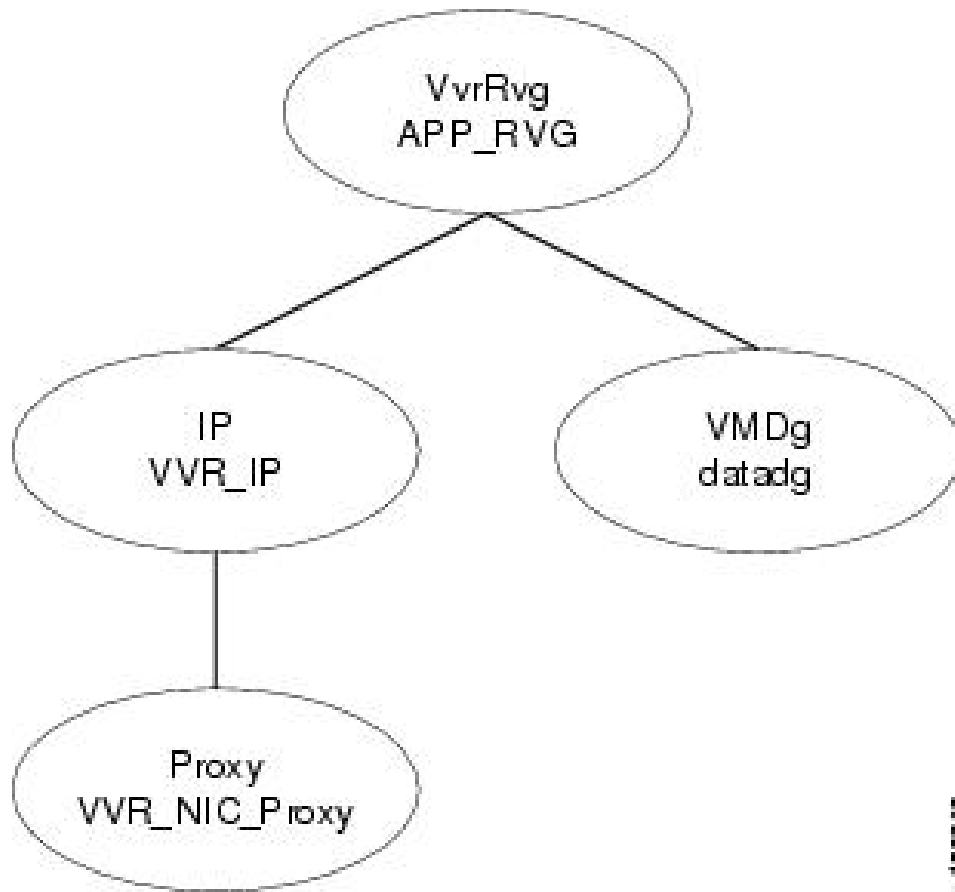


Figure 4: Resource View: ClusterService Group (Dual Cluster, Single Node)

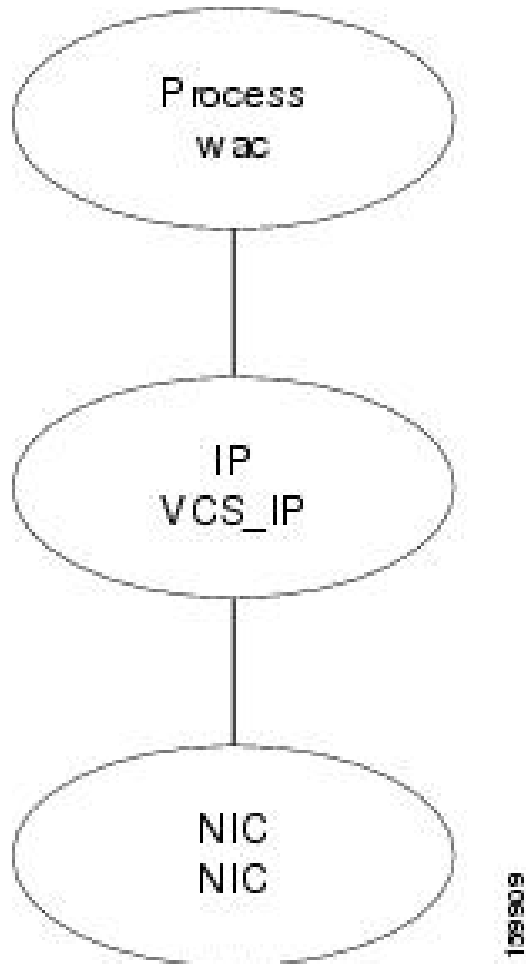


Figure 5: Service Group View (Dual Cluster, Single Node)

