



Flexible Antenna Port

This chapter contains the following sections:

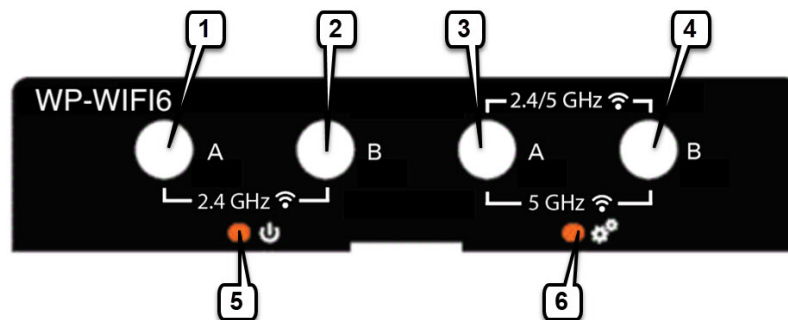
- [Flexible Antenna Port](#), on page 1
- [Configuring Flexible Antenna Port for CAPWAP AP](#), on page 1
- [Configuring Flexible Antenna Port For WGB](#), on page 3

Flexible Antenna Port

The flexible antenna port feature allows customers to customize their radio coverage. The user can configure the feature as dual band mode or single band mode via CLI commands or the WebUI. The default is dual band mode.

For the antenna port labeling, the WIM uses A&B to label both the 2.4G and the 5G posts.

Looking at the front panel of the WIM the four antennae ports have been called out as 1 through 4. The 5 and 6 call-outs are status LEDs covered in the [Hardware Overview](#):



In Dual Band mode, install dual-band antennae to Antenna Port 3 & 4 on the right side.

In Single Band mode, install 2.4G band antennae to Antenna Port 1 & 2 on the left side, and install 5G band antennae to Antenna Port 3 & 4 on the right side.

Configuring Flexible Antenna Port for CAPWAP AP

These two procedures are used:

Configure CAPWAP AP Antenna Band Mode on Controller Using CLI

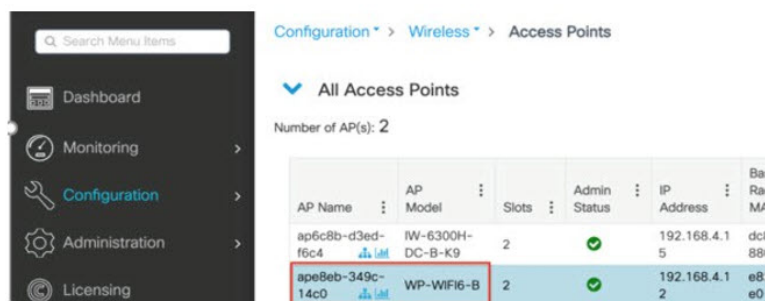
```
ap name <Cisco AP> antenna band-mode [single][dual]
```

For example:

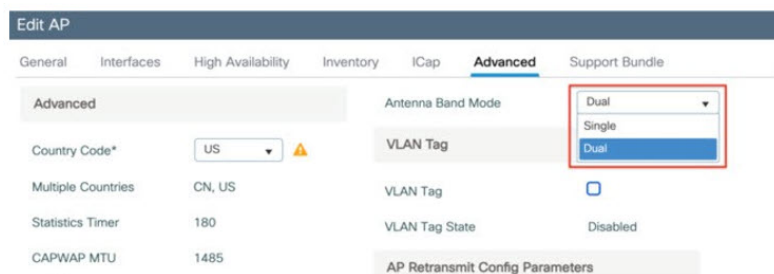
```
ap name ape8eb-349c-14c0 antenna-band-mode ?
dual      Dual band mode
single    Single band mode
```

Configure CAPWAP AP Antenna Band Mode on Controller Using WebUI

1. Navigate to **Configuration > Wireless > Access Points** Select the Access Point.



2. Navigate to **Edit AP > Advanced**. Choose the Antenna Band Mode, then click **Update & Apply to Device** to save the configuration in the AP.



Checking the Antenna Band Mode

Check CAPWAP AP Antenna Band Mode on controller using the following CLI:

```
WLC#show ap name <Cisco AP> config general | inc Antenna Band
```

For example:

```
WLC#show ap name ape8eb-349c-14c0 config general | inc Antenna Band
Antenna Band Mode: Single
```

Check AP Antenna Band Mode on WIM by using the following CLI. The band mode is shown by the GPIO value:

```
AP#show capwap client config | inc GPIO
```

For example:

```
AP84EB.EF55.1498#show capwap client config | inc GPIO
GPIO_34: 0
GPIO_35: 1
```



Note GPIO_34:1 & GPIO_35:0 is dual band mode. GPIO_34:0 & GPIO_35:1 is single band mode.

Configuring Flexible Antenna Port For WGB

To configure WGB Antenna Band Mode on WIM by CLI, use one of the options in the example below:

```
WGB#configure wgb antenna band mode
    dual    Configure WGB antenna dual band
    single  Configure WGB antenna single band
```

For example:

```
AP84EB.EF55.1498#configure wgb antenna band mode single
[*10/24/2023 22:55:04.7280] Antenna band mode configuration has been saved successfully
```

```
AP84EB.EF55.4E53#configure wgb antenna band mode dual
[*10/24/2023 22:57:14.3470] Antenna band mode configuration has been saved successfully
```

To check WGB Antenna Band Mode on WIM by CLI, use the **show running-config | inc Antenna** CLI:

```
AP84EB.EF55.1498#show running-config | inc Antenna
Antenna Band Mode          : Single
```

```
AP84EB.EF55.4E53#show running-config | inc Antenna
Antenna Band Mode          : Dual
```

