



Appendix A: DMB Default Menu Theme Reference

First Published: August 20, 2012

[Table 1](#) shows examples of the Dynamic Menu Board default themes with sample content, and provides detailed information about the characteristics of each layout.

Table 1 Previews of Dynamic Menu Board Themes and Layouts





Theme Preview with Sample Content	Description	User Interface Snapshot
	<p>Beer layout—1-column display with black text.</p> <ul style="list-style-type: none"> • Background graphic (Beer1column)—Menu title “Beer” part of graphic, but not configurable. • Column start at (600, 380). • Headers—None supported. • Menu item fields (configurable): <ul style="list-style-type: none"> – Name – Price • Menu item font: Black, Gotham-Bold, 60 pt. 	 <p>Note The header level name field is blank in the UI hierarchy, and the Display on Menu option is configured as No.</p>
	<p>Burgers layout—2-column display with black text.</p> <ul style="list-style-type: none"> • Background graphic (Burgers2column)—Menu title “Burgers” part of graphic, but not configurable. • Two columns (not configurable): <ul style="list-style-type: none"> – Column1 start at (70, 320) – Column2 start at (960, 320) • Headers—Four, predefined as images 578x92: <ul style="list-style-type: none"> – Sandwich & Entree – Snacks – Beverages – Alcoholic Beverages • Menu item fields (configurable): <ul style="list-style-type: none"> – Name – Price • Menu item font: Black, Arial, 36 pt. 	 <p>Note The header Name and Description fields are visible in the UI hierarchy only and do not appear on the menu display. The display shows the content of the predefined images.</p>

Table 1 Previews of Dynamic Menu Board Themes and Layouts (continued)

Theme Preview with Sample Content	Description	User Interface Snapshot
	<p>Cisco cola layout—3-column display with white text.</p> <ul style="list-style-type: none"> • Background graphic (Drink3column)—No menu title; “Cisco cola” image part of graphic. • Three columns (not configurable): <ul style="list-style-type: none"> – Column1 start at (0, 0) – Column2 start at (640, 0) – Column3 start at (1280, 0) • Headers—Three, predefined as images 639x648. • Menu item fields supported in Column1 and Column3 only (configurable): <ul style="list-style-type: none"> – <i>Name</i> – <i>Price</i> • Menu item font: White, Arial, 32 pt. 	<p>Note The header level name field is blank in the UI hierarchy, but the Display on Menu option is configured as Yes, and an image is defined for the content.</p>

Table 1 Previews of Dynamic Menu Board Themes and Layouts (continued)


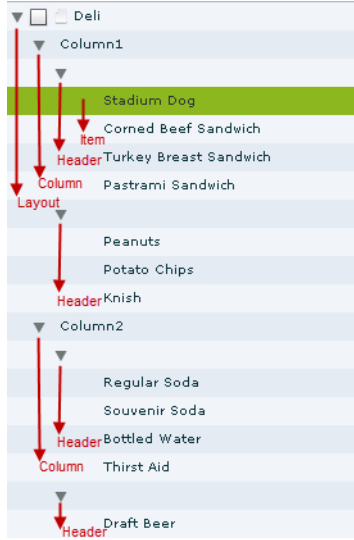
Theme Preview with Sample Content	Description	User Interface Snapshot
	<p>Deli layout—2-column display with maroon text.</p> <ul style="list-style-type: none"> Background graphic (Deli2column)—Menu title “Delicatessen” part of graphic, but not configurable. Two columns (not configurable): <ul style="list-style-type: none"> Column1 start at (70, 283) Column2 start at (960, 283) Headers—Four, predefined as images 632x89: <ul style="list-style-type: none"> Sandwich & Entree Snacks Beverages Alcoholic Beverages Menu item fields (configurable): <ul style="list-style-type: none"> Name Price Menu item font: Maroon, Arial, 36 pt. 	 <p>Note The header level name field is blank in the UI hierarchy, but the Display on Menu option is configured as Yes, and an image is defined for the content.</p>

Table 1 Previews of Dynamic Menu Board Themes and Layouts (continued)

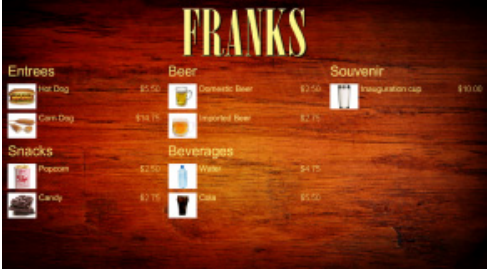
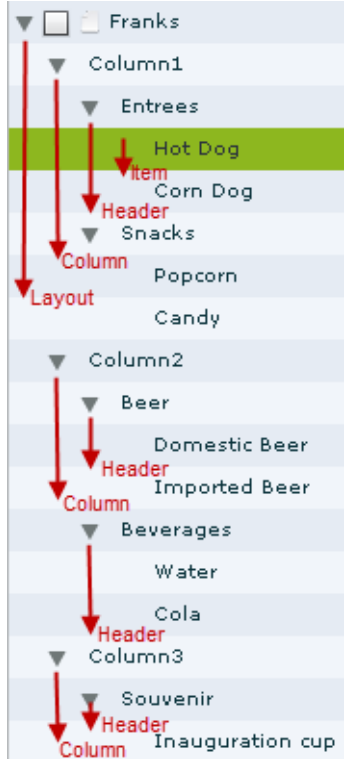


Theme Preview with Sample Content	Description	User Interface Snapshot
	<p>Franks layout—3-column display with yellow text.</p> <ul style="list-style-type: none"> Background graphic (Franks3column)—Menu title “Franks” part of graphic, but not configurable. Three columns (not configurable): <ul style="list-style-type: none"> Column1 start at (24, 248) Column2 start at (656, 248) Column3 start at (1292, 248) Headers—Five textual, predefined (configurable): <ul style="list-style-type: none"> Two per column for Column1 (Entrees / Snacks) and Column2 (Beer / Beverages); one for Column3 (Souvenir) Configured as text in <i>Name</i> field only (Yellow, Arial 54 pt). Menu item fields (configurable): <ul style="list-style-type: none"> Image Name Price Menu item font: Yellow, Arial, 36 pt. 	
	<p>Whiskey layout—1-column display with white text.</p> <ul style="list-style-type: none"> Background graphic (ScotchBar1column)—Menu title “Scotch Whiskey Bar” and whiskey glass part of graphic, but not configurable. Column start at (70, 250). Headers—Two, predefined as images 506x190 (Beer & Wine / Mixed Drinks). Menu item fields (configurable): <ul style="list-style-type: none"> Name Price Menu item font: White, Arial, 48 pt. 	 <p>Note The header level name field is blank in the UI hierarchy, but the Display on Menu option is configured as Yes, and an image is defined for the content.</p>

Table 1 Previews of Dynamic Menu Board Themes and Layouts (continued)


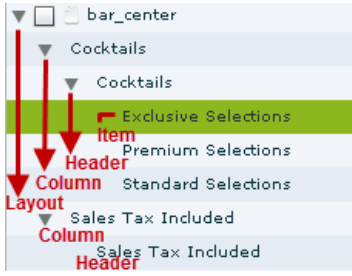
Theme Preview with Sample Content	Description	User Interface Snapshot
 <p>Tip This layout is intended for use with the Bar left and Bar right layouts. Some venues have used this layout to provide a stream of the game.</p>	<p>Bar center layout (Cisco City Bar Center Screen)—1-column display, centered with blue text.</p> <ul style="list-style-type: none"> Background graphic (Bar_Center_bg). Two soft columns (not configurable): <ul style="list-style-type: none"> Column1 (Cocktails) start at (744, 0) Column2 (Sales Tax Included) start at (744, 0) Headers—Two textual, predefined (configurable): <ul style="list-style-type: none"> Header1—Configured as text “Cocktails” in <i>Name</i> field (Blue, Magneto 90 pt). Header2—Configured as text “Sales tax included” in <i>Name</i> field only (Blue, Helvetica Neue LT Std 60 pt, Style 75 Bold). Menu item fields (configurable): <ul style="list-style-type: none"> <i>Name</i> <i>Price</i> Menu item font: Blue, Helvetica Neue LT Std, 60 pt. Static blue bar follows the “Exclusive Selections” and “Premium Selections” menu items. The drink lists are defined as images 1354x190 (drinklist1, drinklist2) 	

Table 1 Previews of Dynamic Menu Board Themes and Layouts (continued)



Theme Preview with Sample Content	Description	User Interface Snapshot
 <p>Tip This template is designed for a video region or graphic to be overlaid on the left side.</p>	<p>Bar left layout (Cisco City Bar Left Screen)—1-column display, left-aligned with blue text.</p> <ul style="list-style-type: none"> • Background graphic (Bar_Left_bg). • Two soft columns (not configurable): <ul style="list-style-type: none"> – Column1 (Beer & Wine) start at (660, 38). – Column2 (House Wine Selections) start at (660, 38). • Headers—Two textual, one predefined (configurable): <ul style="list-style-type: none"> – Header1—Configured as text “Beer & Wine” in <i>Name</i> field (Blue, Magneto 90 pt). – Header2—Not hidden, but no text in <i>Name</i> field. • Menu item fields (configurable): <ul style="list-style-type: none"> – <i>Name</i> – <i>Description</i> – <i>Price</i> • Menu item font: Blue, Helvetica Neue LT Std, 60 pt, Style 75 Bold. • Menu description font: Blue, Helvetica Neue LT Std, 36 pt, Style 75 Bold. 	

Table 1 Previews of Dynamic Menu Board Themes and Layouts (continued)






Theme Preview with Sample Content	Description	User Interface Snapshot
 <p>Specialty Drinks Frozen Margarita 11.25 Strawberry Daiquiri 11.25 Mojito 12.25 <small>The original Cuban cocktail featuring Jamaican Rum, our own mango mix, a splash of club soda and fresh mint</small> Mixed Margarita 11.25 <small>Silver Tequila, sweet & sour and orange liqueur</small> Mixed Vodka 11.25 <small>Infused Vodka, pomegranate juice and orange liqueur</small></p> <p>Soft Drinks Water Snacks    4.75 Bottled Water 4.00 Snacks 5.25</p> <p>Tip This template is designed for a video region or graphic to be overlaid on the right side.</p>	<p>Bar right layout (Cisco City Bar Right Screen)—1-column display, right-aligned with blue text.</p> <ul style="list-style-type: none"> Background graphic (Bar_Right_bg). Four soft columns (not configurable): <ul style="list-style-type: none"> Column1 (Specialty Drinks) start at (60, 0) Column2 (Mixed Margarita) start at (60, 440) Column3 (Soft Drinks Water Snacks) start at (60, 695) Column4 (Bottled Water) start at (60, 916) Headers—Four textual, two predefined (configurable): <ul style="list-style-type: none"> Header1—Configured as text “Specialty Drinks” in <i>Name</i> field (Blue, Magneto 90 pt). Header2—Hidden. Header3—Configured as text “Soft Drinks Water Snacks” in <i>Name</i> field only (Blue, Helvetica Neue LT Std 60 pt, Style 75 Bold). Header4—Hidden. Menu item fields (configurable): <ul style="list-style-type: none"> <i>Image</i> (302x110)—Supported only for items under Column3 hierarchy. <i>Name</i> <i>Description</i> (Supported only for items under Column1 and Column2 hierarchy) <i>Price</i> Menu item font: Blue, Helvetica Neue LT Std, 60 pt, Style 75 Bold. Menu description font: Blue, Helvetica Neue LT Std, 36 pt, Style 75 Bold. (Column2 menu items only) 	 <p>bar_right Cisco City Bar Right Screen</p> <ul style="list-style-type: none"> Specialty Drinks <ul style="list-style-type: none"> Frozen Margarita Strawberry Daiquiri Mojito <small>The original Cuban cocktail</small> Mixed Margarita <small>Silver Tequila, sweet & sou</small> Mixed Vodka <small>Infused Vodka, pomegran</small> Soft Drinks Water Snacks <ul style="list-style-type: none"> Bottled Water Snacks

Table 1 Previews of Dynamic Menu Board Themes and Layouts (continued)


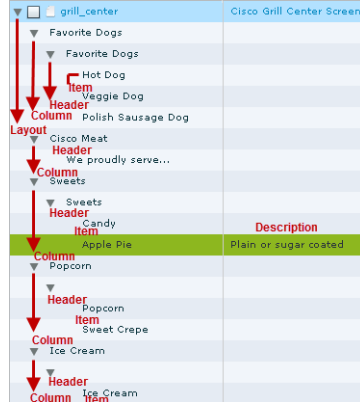

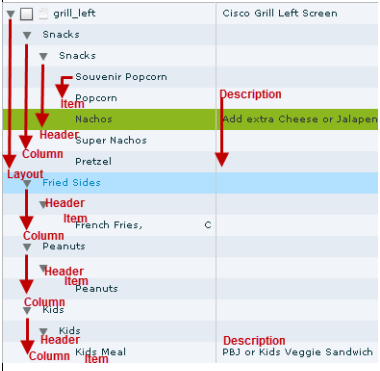
Theme Preview with Sample Content	Description	User Interface Snapshot
 <p>Tip This layout is intended for use with the Grill left and Grill right layouts.</p>	<p>Grill center layout (Cisco Grill Center Screen)—2-column display with white text.</p> <ul style="list-style-type: none"> Background graphic (Grill_Center_bg). Six soft columns (not configurable): <ul style="list-style-type: none"> Column1 (Favorite Dogs) start at (20, 13) Column2 (Cisco Meat) start at (74, 364) Column3 (Sweets) start at (980, 13) Column4 (Popcorn) start at (870, 320) Column5 (Ice Cream) start at (870, 442) Column6 (Sales Tax Included) start at (787, 660) Headers—Two textual, four graphical, six predefined (configurable): <ul style="list-style-type: none"> Header1—Configured as text “Favorite Dogs” in <i>Name</i> field (Red, Forte 80 pt). Header2—Configured as text “We proudly serve. . .” in <i>Name</i> field (White, Gotham 36 pt) and Cisco Meats image (300x126). Header3—Configured as text “Sweets” in <i>Name</i> field only (Red, Forte 80 pt). Header4—Image only (312x122). Header5—Image only (135x206). Header6—Configured as text “Sales Tax Included.” (White, Gotham 36 pt) Menu item fields (configurable): <ul style="list-style-type: none"> <i>Name, Price</i> <i>Description</i> (Supported only for items under Column3 hierarchy) Menu item font: White, Helvetica Neue LT Std, 60 pt, Style 75 Bold. Menu description font: White, Gotham 36 pt. (Column3 menu items only) 	

Table 1 Previews of Dynamic Menu Board Themes and Layouts (continued)

Theme Preview with Sample Content	Description	User Interface Snapshot
 <p>Snacks</p> <ul style="list-style-type: none"> Souvenir Popcorn 5.00 Popcorn 3.50 Nachos 5.50 Add extra Cheese or Jalapenos 2.00 Super Nachos 6.50 Pretzel 4.00 FRIED SIDES French Fries, Chicken Fingers, Fish Sticks 5.75 Peanuts 5.25 <p>Kids</p> <ul style="list-style-type: none"> Kids Meal PBJ or Kids Veggie Sandwich with cheese, carrots & juice or small sodas 	<p>Grill left layout (Cisco Grill Left Screen)—1-column display, left-aligned with white text.</p> <ul style="list-style-type: none"> Background graphic (Grill_Left_bg). Four soft columns (not configurable): <ul style="list-style-type: none"> Column1 (Snacks) start at (686, 13) Column2 (Fried Sides) start at (686, y) Column3 (Peanuts) start at (686, y) Column4 (Kids) start at (686, 792) Headers—Two textual, four graphical, six predefined (configurable): <ul style="list-style-type: none"> Header1—Configured as text “Snacks” in <i>Name</i> field (Red, Forte 80 pt). Header2—Hidden. Header3—Hidden. Header4—Configured as text “Kids” in <i>Name</i> field (Red, Forte 80 pt). Menu item fields (configurable): <ul style="list-style-type: none"> <i>Image</i> (Supported only for Column2 and Column4 hierarchies)—Fried Sides (242x126); Kids Meal (140x165) <i>Name</i> <i>Description</i> (Supported only for items under Column1 and Column4 hierarchy) <i>Price</i> Menu item font: White, Helvetica Neue LT Std, 60 pt, Style 75 Bold. Menu description font: White, Gotham 36 pt. (Column3 menu items only) 	 <p>The screenshot shows a tree view of the menu items. The root is 'grill_left' (Cisco Grill Left Screen). It branches into 'Snacks' and 'Kids'. Under 'Snacks', there are items like 'Souvenir Popcorn', 'Popcorn', 'Nachos', 'Super Nachos', and 'Pretzel'. Under 'Kids', there is 'Kids Meal'. Red arrows point to various UI elements: 'Column' labels for the four columns, 'Header' labels for the category names, 'Item' labels for individual menu items, and 'Description' labels for the item descriptions.</p>

Tip This template is designed for a video region or graphic to be overlaid on the left side.

Table 1 Previews of Dynamic Menu Board Themes and Layouts (continued)



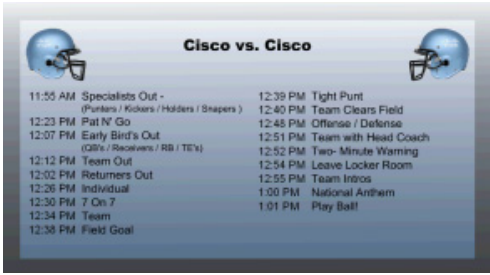
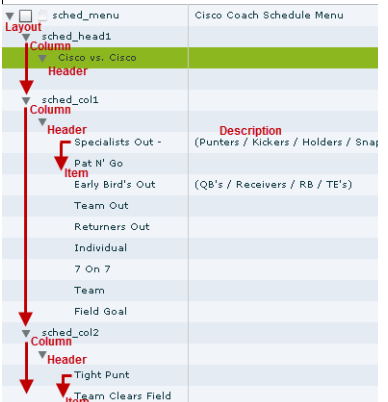
Theme Preview with Sample Content	Description	User Interface Snapshot																						
 <p>Beer</p> <table border="0"> <tr><td>Large Premium Draft Beer</td><td>10.00</td></tr> <tr><td>Regular Premium Draft Beer</td><td>9.75</td></tr> <tr><td>Large Draft Beer</td><td>9.25</td></tr> <tr><td>Regular Draft Beer</td><td>8.00</td></tr> </table> <p>Beverages</p> <table border="0"> <tr><td>Large Soda</td><td>4.75</td></tr> <tr><td>Souvenir Soda</td><td>6.50</td></tr> <tr><td>Regular Soda</td><td>3.75</td></tr> <tr><td>Coffee</td><td>3.25</td></tr> <tr><td>Hot Chocolate</td><td>3.25</td></tr> <tr><td>Sparkling Water</td><td>5.00</td></tr> <tr><td>Bottled Water</td><td>4.00</td></tr> </table> <p>Tip This template is designed for a video region or graphic to be overlaid on the right side.</p>	Large Premium Draft Beer	10.00	Regular Premium Draft Beer	9.75	Large Draft Beer	9.25	Regular Draft Beer	8.00	Large Soda	4.75	Souvenir Soda	6.50	Regular Soda	3.75	Coffee	3.25	Hot Chocolate	3.25	Sparkling Water	5.00	Bottled Water	4.00	<p>Grill right layout (Cisco Grill Right Screen)—1-column display, right-aligned with white text.</p> <ul style="list-style-type: none"> Background graphic (Grill_Right_bg). One soft columns (not configurable): <ul style="list-style-type: none"> Column1 (Beerbeverages) start at (72, 13) Headers—Two textual, predefined (configurable): <ul style="list-style-type: none"> Header1—Configured as text “Beer” in <i>Name</i> field (Red, Forte 80 pt). Header2—Configured as text “Beverages” in <i>Name</i> field (Red, Forte 80 pt). Menu item fields (configurable): <ul style="list-style-type: none"> <i>Name</i> <i>Price</i> Menu item font: White, Helvetica Neue LT Std, 60 pt, Style 75 Bold. 	
Large Premium Draft Beer	10.00																							
Regular Premium Draft Beer	9.75																							
Large Draft Beer	9.25																							
Regular Draft Beer	8.00																							
Large Soda	4.75																							
Souvenir Soda	6.50																							
Regular Soda	3.75																							
Coffee	3.25																							
Hot Chocolate	3.25																							
Sparkling Water	5.00																							
Bottled Water	4.00																							

Table 1 Previews of Dynamic Menu Board Themes and Layouts (continued)

Theme Preview with Sample Content	Description	User Interface Snapshot																		
 <p>Cisco vs. Cisco</p> <table border="0"> <tr> <td>11:55 AM Specialists Out - (Punters / Kickers / Holders / Snappers)</td> <td>12:39 PM Tight Punt</td> </tr> <tr> <td>12:23 PM Pat N' Go</td> <td>12:40 PM Team Clears Field</td> </tr> <tr> <td>12:07 PM Early Bird's Out (QB's / Receivers / RB / TE's)</td> <td>12:45 PM Offense / Defense</td> </tr> <tr> <td>12:12 PM Team Out</td> <td>12:51 PM Team with Head Coach</td> </tr> <tr> <td>12:02 PM Returners Out</td> <td>12:52 PM Two- Minute Warning</td> </tr> <tr> <td>12:26 PM Individual</td> <td>12:54 PM Leave Locker Room</td> </tr> <tr> <td>12:30 PM 7 On 7</td> <td>12:55 PM Team Intro</td> </tr> <tr> <td>12:34 PM Team</td> <td>1:00 PM National Anthem</td> </tr> <tr> <td>12:38 PM Field Goal</td> <td>1:01 PM Play Ball!</td> </tr> </table>	11:55 AM Specialists Out - (Punters / Kickers / Holders / Snappers)	12:39 PM Tight Punt	12:23 PM Pat N' Go	12:40 PM Team Clears Field	12:07 PM Early Bird's Out (QB's / Receivers / RB / TE's)	12:45 PM Offense / Defense	12:12 PM Team Out	12:51 PM Team with Head Coach	12:02 PM Returners Out	12:52 PM Two- Minute Warning	12:26 PM Individual	12:54 PM Leave Locker Room	12:30 PM 7 On 7	12:55 PM Team Intro	12:34 PM Team	1:00 PM National Anthem	12:38 PM Field Goal	1:01 PM Play Ball!	<p>Sched menu layout (Cisco Coach Schedule Menu)—2-column display with black text.</p> <ul style="list-style-type: none"> • Background graphic (coachmessage_outofbox). • Three soft columns (not configurable): <ul style="list-style-type: none"> – Column1 (sched_head1) start at (0, 124) – Column2 (sched_col1) tart at (103, 344) – Column3 (sched_col2) start at (1000, 344) • Headers—Three textual, predefined (configurable): <ul style="list-style-type: none"> – Header1—Configured as text “Cisco vs. Cisco” in <i>Name</i> field (Black, Arial 60 pt). – Header2—Hidden. – Header3—Hidden. • Menu item fields (configurable): <ul style="list-style-type: none"> – <i>Name</i> – <i>Description</i> (Supported only for items under Column2 and Column3 hierarchy) – <i>Price</i> (entered as text for the time) • Menu item font: Black, Arial, 44 pt. • Menu description font: Black, Arial Bold 36 pt. (Column2 and Column3 menu items only) 	
11:55 AM Specialists Out - (Punters / Kickers / Holders / Snappers)	12:39 PM Tight Punt																			
12:23 PM Pat N' Go	12:40 PM Team Clears Field																			
12:07 PM Early Bird's Out (QB's / Receivers / RB / TE's)	12:45 PM Offense / Defense																			
12:12 PM Team Out	12:51 PM Team with Head Coach																			
12:02 PM Returners Out	12:52 PM Two- Minute Warning																			
12:26 PM Individual	12:54 PM Leave Locker Room																			
12:30 PM 7 On 7	12:55 PM Team Intro																			
12:34 PM Team	1:00 PM National Anthem																			
12:38 PM Field Goal	1:01 PM Play Ball!																			