

Enable the Manifest V2 Extension Availability Policy

Contents

[Introduction](#)

[Prerequisites](#)

[Requirements](#)

[Components Used](#)

[Overview](#)

[Enable the Policy](#)

[Configuration for Cisco Umbrella in Managed Guest Session Mode](#)

[Additional Information](#)

Introduction

This document describes how to enable the Manifest V2 extensions availability policy for Umbrella Chromebook products.

Prerequisites

Requirements

There are no specific requirements for this document.

Components Used

The information in this document is based on these software and hardware versions:

- Umbrella Chromebook Client
- Cisco Security for Chromebook Client

The information in this document was created from the devices in a specific lab environment. All of the devices used in this document started with a cleared (default) configuration. If your network is live, ensure that you understand the potential impact of any command.

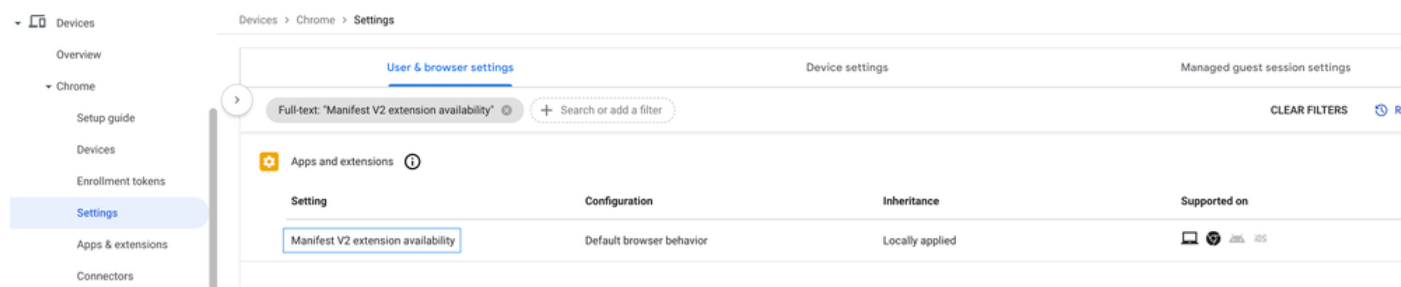
Overview

After Google's recent modifications to the Manifest Version 2 Timelines, Cisco Umbrella recommends that all Umbrella Chromebook Client (Legacy DNS Client) and Cisco Security for Chromebook Client (formerly SWG Umbrella Chromebook Client) users activate the "ExtensionManifestV2Availability" policy in your Google Admin Console prior to June 2024. This is a crucial action necessitated by Google's timeline changes. Without this update, your extensions can be disabled by Google after June 2024. By taking this step, you can ensure the continued functionality of your Umbrella Chromebook Client & SWG Umbrella Chromebook Client until June 2025.

Enable the Policy

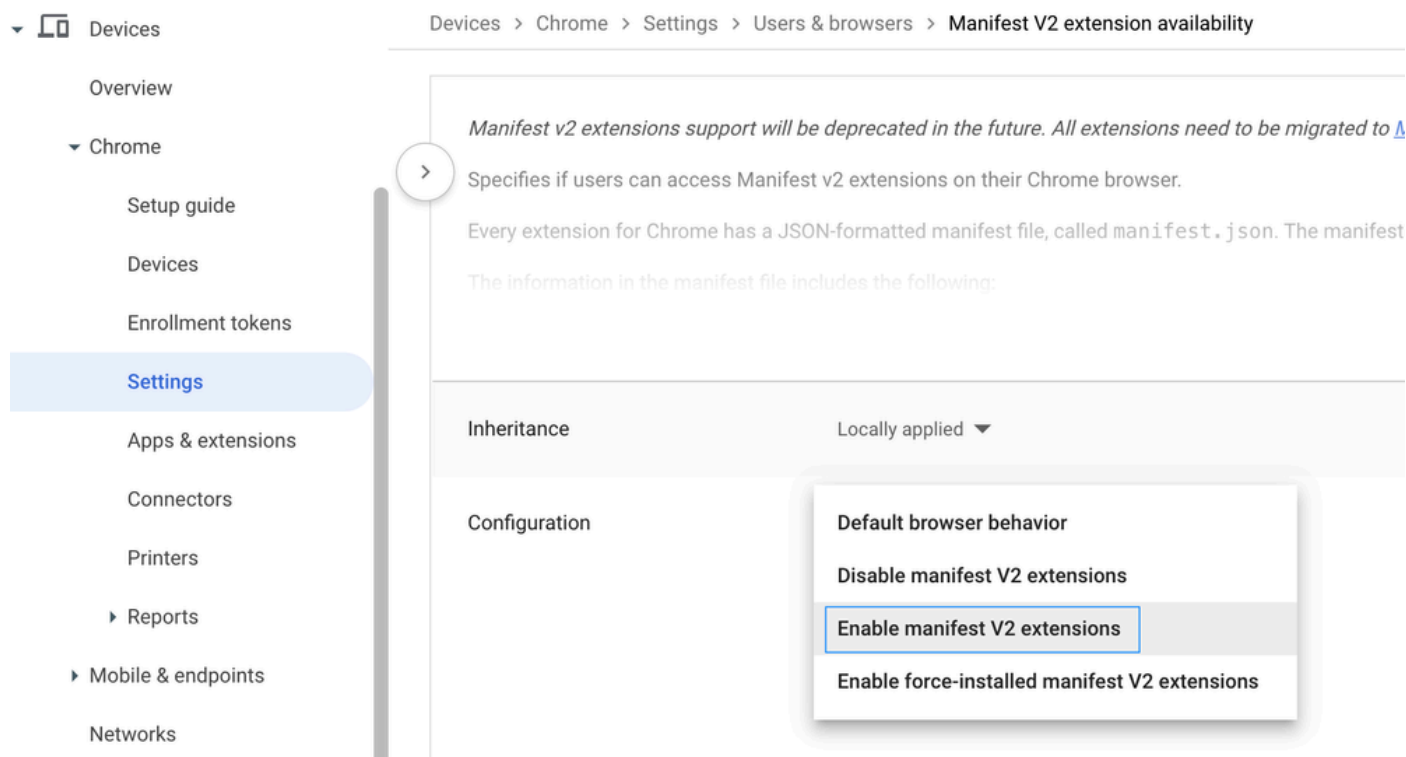
To enable this policy:

1. Log into your Google Admin console.
2. Navigate to **Devices > Chrome > Settings**.
3. Select the parent Organizational Unit where you want to enable the Manifest V2 extension availability policy.
4. In the **Users & browser settings** tab, use the **Filter settings** option to locate the policy named **Manifest V2 extension availability**.



27004176227732

5. Select **Manifest V2 extension availability**.
6. In the **Configuration** dropdown menu, select **Enable manifest V2 extensions**.

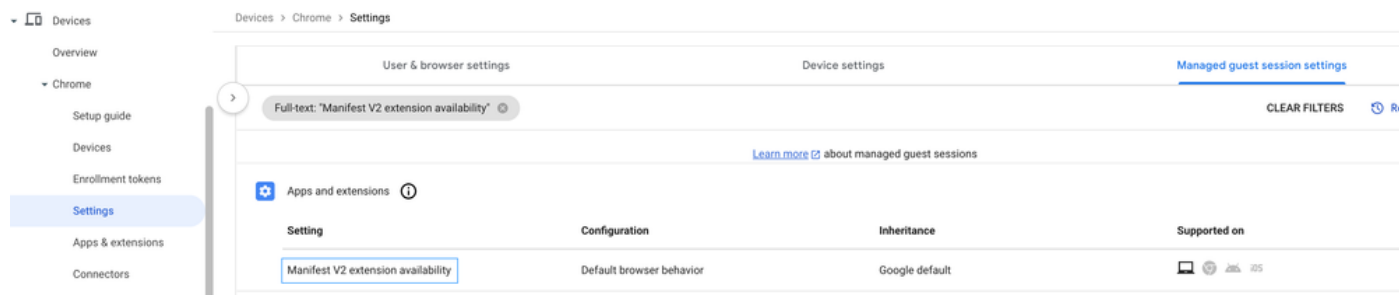


27003157903508

Configuration for Cisco Umbrella in Managed Guest Session Mode

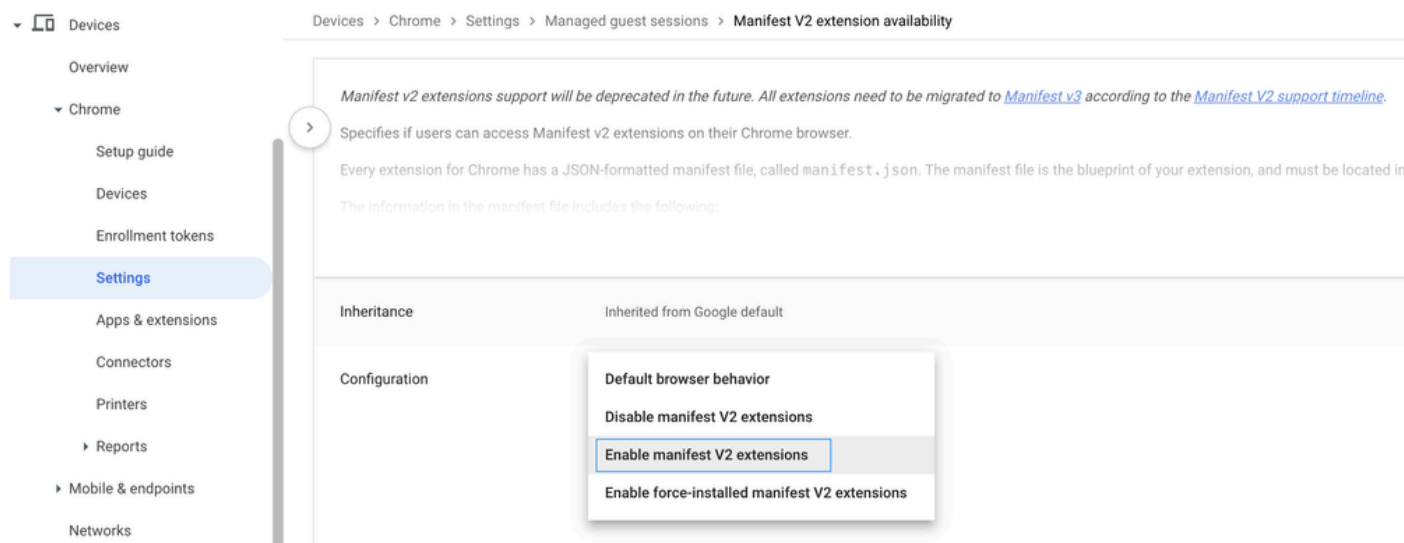
If your organization also uses Cisco Umbrella in managed guest session mode, you must take additional steps:

1. In the Google Admin console, navigate to **Devices > Chrome > Settings**.
2. Select the parent Organizational Unit where you want to enable the **Manifest V2 extension availability** policy.
3. In the **Managed guest session settings** tab, use the **Filter settings** option to locate the policy named **Manifest V2 extension availability**.



27003128685716

4. Select **Manifest V2 extension availability**.
5. In the **Configuration** dropdown menu, select **Enable manifest V2 extensions**.



27003128686356

Additional Information

- Umbrella Chromebook Client and SWG Umbrella Chromebook Client changes: Prepare for Upcoming Changes - Umbrella Chromebook Client and SWG Umbrella Chromebook Client
- Google's Manifest Version 3 Timelines updates: Manifest Version 3 Timelines
- Details on ExtensionManifestV2Availability policy: ExtensionManifestV2Availability

Remember, this change is vital to ensure the smooth operation of your Umbrella Chromebook Client & SWG Umbrella Chromebook Client. If you require further assistance, please contact Cisco Umbrella Support.