

CAB-25AS-MMOD Adapter Technical Specifications

Document ID: 47886

Contents

Introduction

Prerequisites

- Requirements
- Components Used
- Conventions

Technical Specifications

Related Information

Introduction

This document provides the technical specifications for the CAB-25AS-MMOD adapter.

Prerequisites

Requirements

There are no specific requirements for this document.

Components Used

This document is not restricted to specific software and hardware versions.

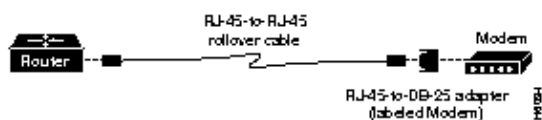
The information in this document was created from the devices in a specific lab environment. All of the devices used in this document started with a cleared (default) configuration. If your network is live, make sure that you understand the potential impact of any command.

Conventions

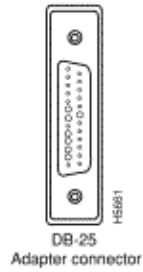
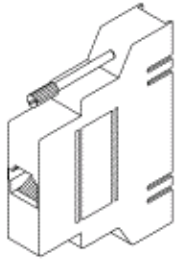
For more information on document conventions, refer to the Cisco Technical Tips Conventions.

Technical Specifications

This illustration shows adapter CAB-25AS-MMOD (part number CAB-25AS-MMOD). This adapter is used with the Cisco 2500 series, including the access server series (Cisco 2509 through Cisco 2512).



This adapter has an RJ-45 connector on one end and a male DB-25 connector on the other end.



This table lists the pins for the RJ-45 and MMOD:

Cable	DB-25 Adapters
RJ-45 Pins	MMOD Pins¹
1	5
2	8
3	3
4	7
5	7
6	2
7	20
8	4

¹The MMOD adapter that is available through Cisco is labeled "Modem."

Related Information

- [Technical Support – Cisco Systems](#)

[Contacts & Feedback](#) | [Help](#) | [Site Map](#)

© 2014 – 2015 Cisco Systems, Inc. All rights reserved. [Terms & Conditions](#) | [Privacy Statement](#) | [Cookie Policy](#) | [Trademarks of Cisco Systems, Inc.](#)

Updated: Jan 27, 2006

Document ID: 47886
