

Understanding the 1-Port ISDN BRI (U) WAN Interface Card (WIC-1B-U-V2, WIC-1B-U or WIC36-1B-U)

Document ID: 7248

Contents

Introduction

Before You Begin

- Conventions

- Prerequisites

- Components Used

Product Numbers

Features

Platform Support

Related Information

Introduction

The ISDN Basic Rate Interface (BRI) U WAN Interface Card version 2 (WIC-1B-U-V2) is now available as a replacement for the WIC-1B-U card that is End-of-Sales. The WIC inserts into a mixed-media network module or directly into the WIC slot on the Cisco 1700, 2600, 3600, 3700 chassis. The ability to add BRI connectivity via a WIC allows administrators to maximize valuable slot space while providing additional connectivity options, such as Ethernet, on the same module.

For more information, refer to Understanding the 1-Port ISDN BRI (U) WAN Interface Card

Before You Begin

Conventions

For more information on document conventions, see the Cisco Technical Tips Conventions.

Prerequisites

There are no specific prerequisites for this document.

Components Used

Please refer to the Platform Support section below for further details.

The information presented in this document was created from devices in a specific lab environment. All of the devices used in this document started with a cleared (default) configuration. If you are working in a live network, ensure that you understand the potential impact of any command before using it.

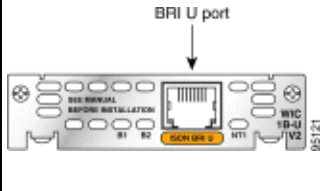
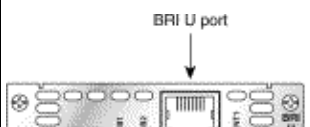
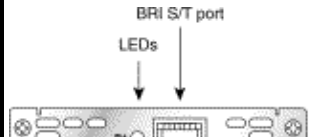
Product Numbers

The following are the product numbers related to this document:

| Product | Description | Notes |
|-------------|--|---|
| WIC-1B-U-V2 | 1-port ISDN BRI with intergrated NT1 (U interface) | Replacement for WIC-1B-U |
| WIC-1B-U | 1-port ISDN BRI with intergrated NT1 (U interface) | End of Sales – see End-of-Sale Announcement for WIC-1B-U WAN Interface Card (WIC) |
| WIC36-1B-U | 1-port ISDN BRI with intergrated NT1 (U interface) | End of Life / End of Sales |

Features

The following table details the features for the WIC36-1B-U and the WIC-1B-U.

| WIC-1B-U-V2 | WIC-1B-U | WIC36-1B-U |
|--|--|--|
|  |  |  |
| <ul style="list-style-type: none"> • One ISDN BRI port (U interface, internal NT-1) • RJ-45 connector • Supported on 1700, 2600, 3600, 3700 • Cannot be used with Cisco 1600 Series or the Cisco 1750 • Does not support hot swap, however no hardware damage will occur if it is swapped while power is on. • Can go into slot W0 or W1 of the 1E2W, 2E2W, and 1E1R2W network modules • Supported in NM-1FE1R2W, NM-1FE2W, | <ul style="list-style-type: none"> • One ISDN BRI port (U interface, internal NT-1) • RJ-45 connector • Supported on 1600, 2600, 3600 • Cannot be used with Cisco 1603 or 1604 base units • Does not support hot swap, however no hardware damage will occur if it is swapped while power is on. • Can go into slot W0 or W1 of the 1E2W, 2E2W, and 1E1R2W network modules • Supported in NM-1FE1R2W, NM-1FE2W, NM-2FE2W, and NM-2W | <ul style="list-style-type: none"> • One ISDN BRI port (U interface, with internal NT-1) • RJ-45 connector • Not compatible with Cisco 1600, 1700, 2600, or 3700 series • Does not support hot swap, however no hardware damage will occur if it is swapped while power is on. • Can only go into slot "W1" of the 1E2W, 2E2W, and 1E1R2W Network Modules (physically keyed). • Maximum of one per NM-1E2W, NM-1E1R2W, |

| | | |
|--|---|---|
| <p>NM-2FE2W, and NM-2W</p> <ul style="list-style-type: none"> • Cannot mix in same Network module with a WIC36-1B-U WIC. (A WIC36-1B-U can be used in a different Network Module in the same system) • WIC provides NT-1 status information on the IOS show controller command | <ul style="list-style-type: none"> • Cannot mix in same Network module with a WIC36-1B-U WIC. (A WIC36-1B-U can be used in a different Network Module in the same system) • WIC provides NT-1 status information on the IOS show controller command | <p>and NM-2E2W card</p> <ul style="list-style-type: none"> • Cannot mix in same Network module with a WIC-1B-U WIC. (A WIC-1B-U can be used in a different Network Module in the same system) • End of Sales Date 31-Aug-1997 |
|--|---|---|

For further information on the diagrams shown in the table above, please refer to Connecting ISDN BRI U High-Speed WAN Interface Cards to a Network and Connecting ISDN BRI ST High-Speed WAN Interface Cards to a Network.

Platform Support

| Platform | Cisco 1600 ⁽¹⁾ | Cisco 1700 ⁽²⁾ | Cisco 2600, 2600XM | | Cisco 3620, 3640 and 3640A | | Cisco 3631 |
|----------------|---------------------------|---|---|-------|---|---------------------------------------|----------------------------|
| Carrier Module | Not Required | Not Required | on-board | NM-2W | NM-1E2W, NM-1E1R2W, NM-2E2W | NM-1FE2W, NM-1FE1R2W, NM-2FE2W, NM-2W | Not Required |
| WIC-1B-U-V2 | not supported | First supported in 12.0(25), 12.1(19), 12.2(16) and 12.3(1) | First supported in 12.0(25), 12.1(19), 12.2(16) and 12.3(1) | | First supported in 12.0(25), 12.1(19), 12.2(16) and 12.3(1) | | First supported in 12.3(1) |
| WIC-1B-U | All Cisco IOS versions | All Cisco IOS versions | All Cisco IOS versions | | Cisco IOS versions 11.2(4)XA, 11.2(5)P, all 11.3, 11.3T, all 12.x | | not supported |
| WIC36-1B-U | not supported | not supported | not supported | | Cisco IOS versions 11.x, 12.0, 12.0T, 12.1, 12.1T, 12.2. Not supported in 12.2T | | not supported |

(1) Supported on Cisco1601(R), 1602(R), and1605-R.

(2) Not supported on Cisco1603,1603-R,1604,1604-R and 1750.

Related Information

- [Connecting WAN and Voice Interface Cards to a Network](#)
 - [Access Technology Support Page](#)
 - [Technical Support – Cisco Systems](#)
-

[Contacts & Feedback](#) | [Help](#) | [Site Map](#)

© 2014 – 2015 Cisco Systems, Inc. All rights reserved. [Terms & Conditions](#) | [Privacy Statement](#) | [Cookie Policy](#) | [Trademarks of Cisco Systems, Inc.](#)

Updated: Jan 29, 2008

Document ID: 7248
