

Cisco ASR 1000 Series Route Processors

Advanced routing services combined with component monitoring and management come in both modular and fixed form factors.

Product Overview




The Cisco® ASR 1000 Series Route Processors address the stringent route-processing requirements of carrier-grade IP and Multiprotocol Label Switching (MPLS) packet network infrastructures. They are the central control processors that run the network operating system, provide advanced routing capabilities, and also monitor and manage the other components of the Cisco ASR 1000 Series Aggregation Services Router.

Cisco ASR 1000 Series Route Processors fall into two main categories:

- **Modular Cisco ASR 1000 Series Route Processors for modular chassis**, including the ASR 1004, ASR 1006, ASR 1006-X, ASR 1009-X and ASR 1013 models. These are the Cisco ASR 1000 Series Route Processor 1 (RP1; part number ASR1000-RP1), Cisco ASR 1000 Series Route Processor 2 (RP2; part number ASR1000-RP2), and Cisco ASR 1000 Series Route Processor 3 (RP3; part number ASR1000-RP3)
- **Fixed or built-in Cisco ASR 1000 Series Route Processors for fixed chassis**, including the ASR 1001, ASR 1001-X, ASR 1002, ASR 1002-F, and ASR 1002-X models. ASR 1002 and ASR 1002-F contain an embedded RP1 (part number ASR1000-RP1).

Table 1 lists the characteristics and chassis support of Cisco ASR 1000 Series RP1, RP2, and RP3.

Table 1. ASR 1000 Series Route Processors

| | Modular Route Processors | | |
|---------------------------------------|---|--|---|
| | RP1 | RP2 | RP3 |
| |  |  |  |
| Chassis support | ASR1004 ASR1006 | ASR1004, ASR1006, ASR1006-X, ASR1009-X, and ASR1013 | ASR1006-X ASR1009-X ASR1013 |
| Cisco IOS® XE operating system | 32 bit | 64 bit | 64 bit |
| CPU | General-purpose CPU based on 1.5-GHz processor | Dual-core processor, 2.66 GHz | Quad-core processor, 2.2 GHz |
| Memory | 4 GB | 8 GB (default) 16 GB | 8 GB (default) 16 GB 32 GB 64 GB |
| Built-in eUSB/eMMC bootflash | 1 GB (8 GB on ASR 1002) | 2 GB | 8 GB |
| Storage | 40 GB HDD and external USB | 80 GB HDD and external USB | 100 GB SSD (default) 200 GB SSD 400 GB SSD External USB |

Features and Benefits

Cisco ASR 1000 Series Route Processors offer the following embedded features:

- Full range of industry-leading Cisco IOS XE Software features and services
- Optional redundant-processor and dual Cisco IOS XE Software support for single-route-processor solutions to improve network resiliency
- Hard disk drive (HDD) or solid state drive (SSD) for code storage, boot, configuration, logs, and so on (HDD or SSD are optional on Cisco ASR 1001, 1001-X, 1001-HX, 1002-X, and 1002-HX)
- USB ports for 1-GB compact flash memory support
- Built-in embedded flash memory (eUSB or eMMC) support:
 - 1 GB on RP1; 8 GB on the built-in RP1 on the ASR 1002 router partitioned: 1 GB for bootflash; 7 GB for mass storage
 - 2 GB on RP2; 8 GB on RP3
 - 8 GB on the built-in route processor on the Cisco ASR 1001, 1001-X and 1002-X, partitioned: 1 GB for bootflash; 7 GB for mass storage
- Field-replaceable and hot-swappable capabilities with modular route processors for minimal service disruption
- Stratum-3 clock circuitry, building integrated timing supply (BITS) input and output (BITS output available on ASR1000-RP2 and on the chassis of ASR1002-X that has a built-in RP)
- Memory scalability up to 4 GB DRAM on the RP1; up to 16 GB DRAM on the RP2, ASR 1001, ASR 1001-X, ASR 1001-HX, ASR 1002-X, and ASR 1002-HX; up to 64 GB DRAM on the RP3

Many additional features are performed in line with routing, including:

- Building and distributing forwarding information to the Cisco ASR 1000 Series Embedded Services Processor (ESP)
- Implementing session border controller (SBC) setup and teardown and applying per-session policies for voice and video streams
- Offering a portal for stateful firewall policy configuration and distribution to the ESP forwarding engine
- Negotiating and maintaining IP Security (IPsec¹) authentication, encryption methods, and encryption keys (Internet Key Exchange [IKE])

As the management processor for the Cisco ASR 1000 Series Router, the RPs automatically perform the following system management functions:

- Load the operating system software images to all installed line cards upon powering up or through operator commands
- Synchronize the dynamic state conditions for the redundant Cisco IOS XE Software, the route processor, and ESP components
- Perform high-availability failover for redundant solutions
- Provide out-of-band system console and auxiliary ports, USB, and Ethernet ports for router configuration and maintenance

¹ This product includes software developed by Cavium Networks.

- Allow direct system access through the operating-system kernel if catastrophic Cisco IOS Software failure occurs
- Monitor and manage the power and temperature of system components such as line cards, power supplies, and fans

Table 2 describes features and benefits of the Cisco ASR 1000 Series RP1, RP2, RP3, and built-in RP of the ASR 1001, 1001-X, 1002, 1002-F, and 1002-X.

Table 2. Route Processor Features, Benefits, Descriptions

| Feature | Description |
|---|--|
| Support for Cisco IOS XE Software | Supports a breadth of IP network services, including quality of service (QoS), MPLS, Layer 2 virtual private network (L2VPN), Layer 3 virtual private network (L3VPN), Application Visibility and Control, Performance Routing (PfR), AppNav infrastructure, Data Center Interconnect, Crypto and IPv6 |
| High availability | Provides optional redundant-processor support and dual Cisco IOS Software support for single-route-processor solutions for a highly compact, fully redundant, high-availability solution |
| Stratum-3 clock circuitry and BITS input ports | Facilitates support of clocking for synchronous services such as SONET and SDH. BITS input ports are available on RP1, RP2 and ASR1002-X only. |
| Memory scalability of up to 16 GB; up to 64 GB for RP3 | Allows pay-as-you-grow scalability so memory can increase as you add more users or features; the scalability offered through memory upgrades includes: <ul style="list-style-type: none"> • Routing-table growth • Additional MPLS VPN routing and forwarding instances • Feature additions such as SBC and broadband aggregation (BBA) |
| Solid state drive support | Allows for greater storage area for code storage, boot, configurations, billing, logs, etc. |
| USB compact flash support | Allows for easier manageability for code storage, boot, configurations, logs, etc. |
| Modularity | Offers maximum investment protection and flexibility by allowing customers to upgrade to future Cisco ASR 1000 Series Route Processors Note: Cisco ASR 1002, and ASR1002-F have an integrated RP1 built into the chassis that is not upgradable. Note: Cisco ASR 1001, ASR 1001-X, and ASR 1002-X (part numbers ASR 1001, ASR 1001-X, ASR 1002-X) have an integrated RP2 built in to the chassis that is not upgradable. |

Architecture

All platforms use an innovative and powerful processor: the [Cisco QuantumFlow Processor](#) (QFP). The QFP combines a high-performance forwarding engine with the service flexibility of the general-purpose processor. It is the industry's first fully integrated and programmable flow processor designed to unify massive parallel processing, integrated quality of service (QoS), and advanced memory management while offering integral service delivery and programmability.

The Cisco ASR 1000 Series consists of:

- ASR 1001 (end of sale)
- ASR 1001-X
- ASR 1001-HX
- ASR 1002 (end of sale)
- ASR 1002-X
- ASR 1002-HX
- ASR 1004
- ASR 1006
- ASR 1006-X

- ASR 1009-X
- ASR 1013

The Cisco ASR 1001, 1001-X, 1002 Fixed (1002-F), 1002, and 1002-X have integrated route processors. The ASR 1004 has a single slot for one route processor. The route processor has a dual Cisco IOS Software option that allows these routers to use the Cisco industry-leading high-availability features, Cisco IOS Software redundancy, Integrated Software Service Upgrade (ISSU), and Nonstop Forwarding (NSF). These features require the Cisco ASR 1000 Series RP1 to have 4 GB of DRAM memory. The Cisco ASR 1000 Series RP2 and RP3 support Cisco IOS Software redundancy, ISSU, and NSF with its default memory of 8 GB of DRAM. The built-in route processor of the Cisco ASR 1001, 1001-X, and 1002-X supports Cisco IOS Software redundancy and NSF with 4 GB of DRAM default memory on the ASR 1001 and 1002-X and 8 GB of DRAM default on the ASR 1001-X.

The Cisco ASR 1006, 1006-X, 1009-X, and 1013 routers support fully redundant route processors that allow for full route-processor hardware redundancy, ISSU, NSF, and route-processor service upgrades.

Table 3 specifies some of the architectural aspects of the ASR 1000 Series Route Processors.

Table 3. Architectural Specifications

| Item | Details |
|------------------------------------|--|
| LAN ports | The Cisco ASR 1000 Series RP1, RP2, and RP3 have a single copper (RJ-45) 10/100/1000 management Ethernet port. For ASR 1001, 1001-X, 1001-HX, 1002, 1002-F, 1002-X, and 1002-HX, the single copper (RJ-45) 10/100/1000 management Ethernet ports are built into the chassis. |
| SDRAM | The Cisco ASR 1000 Series RP1 can support either 2 or 4 GB of synchronous dynamic RAM (SDRAM). Because the card holds 2 SDRAM slots, a route processor with 2 GB can hold two 1-GB dual in-line memory modules (DIMMs), whereas a route processor with 4 GB can hold two 2-GB DIMMs. The Cisco ASR 1000 Series RP2 can support either 8 or 16 GB of SDRAM. Because the card holds 4 SDRAM slots, a route processor with 8 GB can hold four 2-GB DIMMs, whereas a route processor with 16 GB can hold four 4-GB DIMMs. The Cisco ASR 1000 Series RP3 can support either 8, 16, 32, or 64 GB of SDRAM. The Cisco ASR 1001 and 1002-X built-in route processors support 4, 8, or 16 GB of SDRAM. The Cisco ASR 1001-X built-in route processor supports either 8 GB or 16 GB of SDRAM. |
| Hard disk drive (HDD) | The Cisco ASR 1000 Series RP1 and RP2 have a HDD for code storage, system configurations, and log files. The RP1 provides a 40-GB HDD mounted on the board itself. The RP1 HDD is field-replaceable, but not hot-swappable. The RP2 provides an 80-GB HDD that is front-mounted, field-replaceable, and hot-swappable. The RP3 provides a 100-GB SSD by default, which is upgradable to 200-GB or 400-GB. The Cisco ASR 1001, 1001-X, 1002, 1002-F, and 1002-X support built-in embedded USB (eUSB) 8 GB memory for code storage, system configurations, and log files. The ASR 1001-X supports an optional solid state drive, and the ASR 1002-X supports an optional HDD for additional code storage, system configurations, and log files. |
| Solid state drive (SSD) | The Cisco ASR 1001-X supports an optional SSD for additional code storage, system configurations, and log files. |
| USB port | One USB port is provided on the Cisco ASR 1000 Series RP1, and 2 ports are provided on the RP2 and RP3. All three route processors support 1-GB USB compact flash memory for the storage and portability of operating system software, system configurations, and log files. |
| Console and auxiliary ports | The Cisco ASR 1000 Series RP1, RP2, and RP3 have built-in console and auxiliary ports. The ASR 1001, 1001-X, 1002, 1002-F, and 1002-X have built-in console and auxiliary ports on their respective chassis. |

General Product Specifications

Tables 4, 5, and 6 provide specifications for the Cisco ASR 1000 Series RP1, RP2, and RP3, respectively. Tables 7 and 8 provide specifications for the Cisco ASR 1001 and ASR 1001-X integrated route processors, respectively, and Table 9 provides Cisco ASR 1002-X route processor specifications.

Table 4. Cisco ASR 1000 Series RP1 Product Specifications

| Item | Details |
|-------------------------------------|--|
| Chassis support | Cisco ASR 1004 and ASR 1006 chassis (Note: The Cisco ASR 1002 chassis comes with the Cisco ASR 1000 Series RP1 built into the chassis.) (Note: Cisco ASR 1001, ASR 1001-X, and ASR 1002-X (part numbers ASR1001, ASR1001-X, ASR1002-X) have an integrated Route Processor built in to the chassis that is not upgradable) |
| Software compatibility | Cisco IOS XE Operating System, which is based on Cisco IOS Software Release 12.2SR (Please consult your Cisco account representative for additional details.) |
| Software protocols | Refer to Cisco IOS Software 12.2SR protocol support |
| Connectivity | <ul style="list-style-type: none"> • Console port (RJ-45 connector) • Auxiliary port (RJ-45 connector) • 10/100/1000 Ethernet port (RJ-45 connector) • Two RJ-48 connectors for BITS input clocks |
| Memory options | <ul style="list-style-type: none"> • Two 1-GB Double Data Rate 2 (DDR2) mini-DIMMs • Two 2-GB DDR2 mini-DIMMs • Upgradable memory from 2-GB to 4-GB DRAM |
| Storage options | <ul style="list-style-type: none"> • 40-GB HDD (RP1 only) • 1-GB USB Compact Flash memory |
| Performance | <ul style="list-style-type: none"> • Scalability up to 1,000,000 IPv4 routes or 500,000 IPv6 routes • BGP RR Scalability up to 5,000,000 IPv4 routes or 3,000,000 IPv6 routes |
| Reliability and availability | <ul style="list-style-type: none"> • 1 + 1 redundancy in dual-route-processor configuration • Support for online insertion and removal (OIR) • Support for NSF and Stateful Switchover (SSO) • Support for ISSU |
| MIBs | <ul style="list-style-type: none"> • RFC 2737 compliant |
| Network management | <ul style="list-style-type: none"> • Telnet and Secure Shell (SSH) Protocol (command-line interface [CLI]) • Console port (through the CLI) • Simple Network Management Protocol (SNMP) • RFC 2665 |
| LEDs | <ul style="list-style-type: none"> • PWR - Power Green - All power rails are within specifications • STAT - Status Green - Cisco IOS Software has booted Yellow - BootROM has successfully loaded Red - System failure or during boot process • ACTV - Active Green - Active route processor • STBY - Standby Yellow - Standby route processor • CRIT - Critical Red - Critical alarm or during boot process • MAJ - Major Red - Major alarm • MIN - Minor Amber - Minor alarm • LINK - Management Ethernet link status Solid green - Link with no activity FLASH green - Link with activity Off - No link • DISK0 - Internal Compact Flash FLASH Green - Activity indicator Off - No activity • DISK1 - External Compact Flash FLASH green - Activity indicator Off - No activity |

| Item | Details |
|--|---|
| | <ul style="list-style-type: none"> ● DISK2 - Internal HDD FLASH green - Activity indicator Off - No activity ● CARRIER - BITS interface Off - Out of service Green - In frame and in service Amber - Fault or loop condition |
| Physical dimensions (H x W x D) | 0.92 x 16.7 x 14.19 in. (0.02 x 0.428 x 0.36m) |
| Weight | 5.0 lb (2.3 kg) |
| Approvals and compliance | <p>Safety</p> <ul style="list-style-type: none"> ● UL60950-1 and CAN/CSA-C22.2 No. 60950-1-03 Information technology equipment ● AS/NZS 60950-1 ● IEC/EN 60950-1 Information technology equipment ● 73/23/EEC <p>Electromagnetic Emissions Certification</p> <ul style="list-style-type: none"> ● AS/NZ 3548: 1995 (including AMD I + II) Class B ● EN55022: 1998 Class B ● CISPR 22: 1997 ● EN55022: 1994 (including AMD I + II) ● 47 CFR Part 15: 2000 (FCC) Class B ● VCCI V-3/01.4 Class 2 ● CNS-13438: 1997 Class B ● GR1089: 1997 (including Rev. 1: 1999) <p>Immunity</p> <ul style="list-style-type: none"> ● EN300386: 2000-TNE EMC requirements; product family standard; high priority of service; central office and noncentral office locations ● EN50082-1: 1992/1997 ● EN50082-2: 1995-Generic Immunity Standard, Heavy <p>Industrial</p> <ul style="list-style-type: none"> ● CISPR24: 1997 ● EN55024: 1998-Generic ITE immunity standard ● EN61000-4-2: 1995 + AMD I + II ESD, Level 4/8 kV contact, 15 kV air ● IEC-1000-4-3: 1995 + AMD 1-Radiated Immunity, 10 V/m ● IEC-1000-4-4: 1995-Electrical Fast Transients, Level 4/4 kV/B ● IEC-1000-4-5: 1995 + AMD 1-DC Surge-Class 3; AC Surge-Class 4 ● EN61000-4-6: 1996 + AMD 1-RF conducted immunity, 10 Vrms ● EN61000-4-11: 1995-Voltage Dips and Sags ● ETS300 132-2: 1996 + corrigendum, December 1996 ● GR1089:1997 (including Rev1: 1999) <p>Network Equipment Building Standards</p> <p>The module meets the following Networking Equipment Building Standards (NEBS):</p> <ul style="list-style-type: none"> ● GR-1089-CORE ● GR-63-CORE <p>European Telecommunication Standards Institute (ETSI)</p> <ul style="list-style-type: none"> ● ETSI 300 386-1 - Levels for equipment with a "high priority of service" that is installed in "locations other than telecommunication centers" ● ETSI 300 386-2:1997 - Levels for equipment with a "high priority of service" that is installed in "locations other than telecommunication centers" ● ETSI 300 132-2: December 1994 - Power supply interfaces at the input to telecommunications equipment Sections 4.8 and 4.9 |

| Item | Details |
|----------------------|---|
| Environmental | <ul style="list-style-type: none"> Storage temperature: -38 to 150°F (-40 to 70°C) Operating temperature, nominal: 41 to 104°F (5 to 40°C) Operating temperature, short-term: 23 to 131°F (-5 to 55°C) Storage relative humidity: 5 to 95% relative humidity (RH) Operating humidity, nominal: 5 to 85% RH Operating humidity, short-term: 5 to 90% RH Operating altitude: -60 to 4000m (up to 2000m conforms to IEC/EN/UL/CSA 60950 requirements) |

Table 5. Cisco ASR 1000 Series RP2 Product Specifications

| Item | Details |
|-------------------------------------|---|
| Chassis support | <p>Cisco ASR 1004, ASR 1006, ASR 1006-X, ASR 1009-X and ASR 1013 chassis</p> <p>(Note: The Cisco ASR 1002 and ASR 1002 Fixed chassis come with the Cisco ASR 1000 Series RP1 built into the chassis.)</p> <p>(Note: Cisco ASR 1001, ASR 1001-X, and ASR 1002-X (part numbers ASR1001, ASR1001-X, ASR1002-X) have an integrated Route Processor built in to the chassis that is not upgradable)</p> |
| Software compatibility | <p>Cisco IOS XE Software, which is based on Cisco IOS Software Release 12.2SR</p> <p>(Please consult your Cisco account representative for additional details.)</p> |
| Software protocols | <p>Refer to Cisco IOS Software 12.2SR protocol support</p> |
| Connectivity | <ul style="list-style-type: none"> Console port (RJ-45 connector) Auxiliary port (RJ-45 connector) 10/100/1000 Ethernet port (RJ-45 connector) RJ-48 connector for BITS input clock and output source |
| Memory options | <ul style="list-style-type: none"> Four 2-GB DDR2 mini-DIMMs Four 4 GB DDR2 mini-DIMMs Upgradable memory from 8-GB to 16-GB DRAM |
| Storage options | <ul style="list-style-type: none"> 80-GB HDD (hot-swappable) 1-GB USB Compact Flash memory |
| Performance | <p>With 8-GB memory:</p> <ul style="list-style-type: none"> Up to 1,000,000 IPv4 routes or 1,000,000 IPv6 routes BGP RR Scalability up to 8,000,000 IPv4 routes or 6,000,000 IPv6 routes <p>With 16-GB memory:</p> <ul style="list-style-type: none"> Up to 4,000,000 IPv4 routes or 4,000,000 IPv6 routes BGP RR Scalability up to 24,000,000 IPv4 routes or 17,000,000 IPv6 routes |
| Reliability and availability | <ul style="list-style-type: none"> 1 + 1 redundancy in dual-route-processor configuration Support for OIR Support for NSF and SSO Support for ISSU |
| MIBs | <ul style="list-style-type: none"> RFC 2737 compliant |
| Network management | <ul style="list-style-type: none"> Telnet and SSH (CLI) Console port (through the CLI) SNMP RFC 2665 |
| LEDs | <ul style="list-style-type: none"> PWR - Power <ul style="list-style-type: none"> Green - All power rails are within specifications STAT - Status <ul style="list-style-type: none"> Green - Cisco IOS Software has booted Yellow - BootROM has successfully loaded Red - System failure or during boot process ACTV- Active <ul style="list-style-type: none"> Green - Active route processor STBY - Standby <ul style="list-style-type: none"> Yellow - Standby route processor |

| Item | Details |
|--|---|
| | <ul style="list-style-type: none"> ● CRIT - Critical Alarm Red - Critical alarm or during boot process ● MAJ - Major Alarm Red - Major alarm ● MIN - Minor Alarm Amber - Minor alarm ● HD - Internal HDD FLASH Green - Activity indicator Off - No activity ● USB - External Compact Flash FLASH green - Activity indicator ● BF - Boot Flash (Internal) FLASH green - Activity indicator Off - No activity ● CARRIER BITS I/F Mode Off - Out of service or not configured Green - Normal or Bridging Amber - Fast ● DTI Mode Off - Warm-up, free-run, or holdover Green - In service or working properly Amber - Fault or loop condition ● LINK - Management Ethernet link status Solid green - Link with no activity FLASH green - Link with activity Off - No link ● DISK2 - Internal HDD FLASH green - Activity indicator Off - No activity ● CARRIER - BITS interface Off - Out of service Green - In frame and in service Amber - Fault or loop condition |
| Physical dimensions (H x W x D) | 0.92 x 16.7 x 14.19 in. (0.02 x 0.428 x 0.36m) |
| Weight | 5.0 lb (2.3 kg) |
| Approvals and compliance | <p>Safety</p> <ul style="list-style-type: none"> ● UL60950-1 and CAN/CSA-C22.2 No. 60950-1-03 Information technology equipment ● AS/NZS 60950-1 ● IEC/EN 60950-1 Information technology equipment ● 73/23/EEC <p>Electromagnetic Emissions Certification</p> <ul style="list-style-type: none"> ● CFR 47 Part 15: (FCC) Class A ● ICES 003 Class A ● AS/NZ CISPR 22: Class A ● CISPR 22 (EN55022) Class A ● VCCI Class A ● KN22 ● IEC/EN 61000-3-2 (or 3-12 as applicable): AC Power Line Harmonics ● IEC/EN 61000-3-3 (or 3-11 as applicable): AC Voltage Fluctuations and Flicker <p>Immunity</p> <ul style="list-style-type: none"> ● IEC/EN-61000-4-2: Electrostatic Discharge Immunity (8-kV Contact, 15-kV Air) ● IEC/EN-61000-4-3: Radiated Immunity (10 V/m) ● IEC/EN-61000-4-4: Electrical Fast Transient Immunity (2-kV Power, 1-kV Signal) ● IEC/EN-61000-4-5: Surge AC Port (4-kV CM, 2-kV DM) ● IEC/EN-61000-4-5: Surge Signal Ports (1-kV indoor, 2-kV outdoor) ● IEC/EN-61000-4-5: Surge DC Port 1-kV |

| Item | Details |
|----------------------|---|
| | <ul style="list-style-type: none"> • IEC/EN-61000-4-6: Immunity to Conducted Disturbances (10Vrms) • IEC/EN-61000-4-8: Power Frequency Magnetic Field Immunity (30 A/m) • IEC/EN-61000-4-11: Voltage Dips, Short Interruptions, and Voltage Variations <p>Network Equipment Building Standards</p> <p>The module meets the following NEBS:</p> <ul style="list-style-type: none"> • GR-1089-CORE • GR-63-CORE <p>ETSI and EN Standards</p> <ul style="list-style-type: none"> • EN300 386: Telecommunications Network Equipment (EMC), OTC • EN55022: Information Technology Equipment (Emissions) • EN55024: Information Technology Equipment (Immunity) • EN50082-1/EN-61000-6-1: 1995-Generic Immunity Standard |
| Environmental | <ul style="list-style-type: none"> • Storage temperature: -38 to 150°F (-40 to 70°C) • Operating temperature, nominal: 41 to 104°F (5 to 40°C) • Operating temperature, short-term: 23 to 131°F (-5 to 55°C) • Storage relative humidity: 5 to 95% RH • Operating humidity, nominal: 5 to 85% RH • Operating humidity, short-term: 5 to 90% RH • Operating altitude: -60 to 4000m (up to 2000m conforms to IEC/EN/UL/CSA 60950 requirements) |

Table 6. Cisco ASR 1000 Series RP3 Product Specifications

| | |
|-------------------------------------|---|
| Chassis support | Cisco ASR 1006-X, 1009-X, and 1013 chassis |
| Software compatibility | Minimum Cisco IOS XE 16.3.1 Software (Please consult your Cisco account representative for additional details.) |
| Software protocols | Refer to Cisco IOS XE 16.3.1 and later versions for protocol support |
| Connectivity | <ul style="list-style-type: none"> • Console port (RJ-45 connector) • Auxiliary port (RJ-45 connector) • 10/100/1000 Ethernet port (RJ-45 connector) • RJ-48 connector for BITS input clock and output source |
| Memory options | <ul style="list-style-type: none"> • 8-GB memory default; upgradable to 16-GB, 32-GB, or 64-GB memory |
| Storage options | <ul style="list-style-type: none"> • 100-GB SSD (hot-swappable); upgradable to 200-GB or 400-GB SSD • 1-GB USB compact flash memory |
| Performance | <p>With 8-GB memory:</p> <ul style="list-style-type: none"> • Up to 1,000,000 IPv4 routes or 1,000,000 IPv6 routes • BGP RR scalability up to 8,000,000 IPv4 routes or 6,000,000 IPv6 routes <p>With 16-GB memory:</p> <ul style="list-style-type: none"> • Up to 4,000,000 IPv4 routes or 4,000,000 IPv6 routes • BGP RR scalability up to 24,000,000 IPv4 routes or 17,000,000 IPv6 routes <p>With 32-GB memory:</p> <ul style="list-style-type: none"> • Up to 8,500,000 IPv4 routes or 7,500,000 IPv6 routes • BGP RR scalability up to 24,000,000 IPv4 routes or 17,000,000 IPv6 routes |
| Reliability and availability | <ul style="list-style-type: none"> • 1 + 1 redundancy in dual-route-processor configuration • Support for OIR • Support for NSF and SSO • Support for ISSU |
| MIBs | <ul style="list-style-type: none"> • RFC 2737 compliant |
| Network management | <ul style="list-style-type: none"> • Telnet and SSH (CLI) • Console port (through the CLI) • SNMP • RFC 2665 |
| LEDs | <ul style="list-style-type: none"> • PWR - Power |

| | |
|--|--|
| | <p>Green - All power rails are within specifications</p> <ul style="list-style-type: none"> ● STAT - Status <ul style="list-style-type: none"> Green - Cisco IOS Software has booted Yellow - BootROM has successfully loaded Red - System failure or during boot process ● ACTV- Active <ul style="list-style-type: none"> Green - Active route processor ● STBY - Standby <ul style="list-style-type: none"> Yellow - Standby route processor ● CRIT - Critical alarm <ul style="list-style-type: none"> Red - Critical alarm or during boot process ● MAJ - Major alarm <ul style="list-style-type: none"> Red - Major alarm ● MIN - Minor alarm <ul style="list-style-type: none"> Amber - Minor alarm ● HD - Internal HDD <ul style="list-style-type: none"> FLASH Green - Activity indicator Off - No activity ● USB - External compact flash <ul style="list-style-type: none"> FLASH green - Activity indicator ● BF - Boot flash (Internal) <ul style="list-style-type: none"> FLASH green - Activity indicator Off - No activity ● CARRIER <ul style="list-style-type: none"> BITS I/F Mode <ul style="list-style-type: none"> Off - Out of service or not configured Green - Normal or bridging Amber - Fast DTI Mode <ul style="list-style-type: none"> Off - Warm-up, free-run, or holdover Green - In service or working properly Amber - Fault or loop condition ● LINK - Management Ethernet link status <ul style="list-style-type: none"> Solid green - Link with no activity FLASH green - Link with activity Off - No link ● DISK2 - Internal HDD <ul style="list-style-type: none"> FLASH green - Activity indicator Off - No activity ● CARRIER - BITS interface <ul style="list-style-type: none"> Off - Out of service Green - In frame and in service Amber - Fault or loop condition <p>0.92 x 16.7 x 14.19 in. (0.02 x 0.428 x 0.36m)</p> <p>7 lb (3.2 kg)</p> <p>Safety</p> <ul style="list-style-type: none"> ● UL60950-1 and CAN/CSA-C22.2 No. 60950-1-03 Information technology equipment ● AS/NZS 60950-1 ● IEC/EN 60950-1 Information technology equipment ● 73/23/EEC <p>Electromagnetic Emissions Certification</p> <ul style="list-style-type: none"> ● CFR 47 Part 15: (FCC) Class A ● ICES 003 Class A ● AS/NZ CISPR 22: Class A |
| Physical dimensions (H x W x D) | |
| Weight | |
| Approvals and compliance | |

| | |
|----------------------|---|
| Environmental | <ul style="list-style-type: none"> ● CISPR 22 (EN55022) Class A ● VCCI Class A ● KN22 ● IEC/EN 61000-3-2 (or 3-12 as applicable): AC Power Line Harmonics ● IEC/EN 61000-3-3 (or 3-11 as applicable): AC Voltage Fluctuations and Flicker <p>Immunity</p> <ul style="list-style-type: none"> ● IEC/EN-61000-4-2: Electrostatic Discharge Immunity (8-kV Contact, 15-kV Air) ● IEC/EN-61000-4-3: Radiated Immunity (10 V/m) ● IEC/EN-61000-4-4: Electrical Fast Transient Immunity (2-kV Power, 1-kV Signal) ● IEC/EN-61000-4-5: Surge AC Port (4-kV CM, 2-kV DM) ● IEC/EN-61000-4-5: Surge Signal Ports (1-kV indoor, 2-kV outdoor) ● IEC/EN-61000-4-5: Surge DC Port 1-kV ● IEC/EN-61000-4-6: Immunity to Conducted Disturbances (10Vrms) ● IEC/EN-61000-4-8: Power Frequency Magnetic Field Immunity (30 A/m) ● IEC/EN-61000-4-11: Voltage Dips, Short Interruptions, and Voltage Variations <p>Network Equipment Building Standards</p> <p>The module meets the following NEBS:</p> <ul style="list-style-type: none"> ● GR-1089-CORE ● GR-63-CORE <p>ETSI and EN Standards</p> <ul style="list-style-type: none"> ● EN300 386: Telecommunications Network Equipment (EMC), OTC ● EN55022: Information Technology Equipment (Emissions) ● EN55024: Information Technology Equipment (Immunity) ● EN50082-1/EN-61000-6-1: 1995-Generic Immunity Standard <ul style="list-style-type: none"> ● Storage temperature: -38 to 150°F (-40 to 70°C) ● Operating temperature, nominal: 41 to 104°F (5 to 40°C) ● Operating temperature, short-term: 23 to 131°F (-5 to 55°C) ● Storage relative humidity: 5 to 95% RH ● Operating humidity, nominal: 5 to 85% RH ● Operating humidity, short-term: 5 to 90% RH ● Operating altitude: -60 to 4000m (up to 2000m conforms to IEC/EN/UL/CSA 60950 requirements) |
|----------------------|---|

Table 7. Cisco ASR 1001 Integrated Route Processor Product Specifications

| Item | Details |
|-------------------------------------|--|
| Chassis support | Cisco ASR 1001 chassis |
| Software compatibility | Cisco IOS XE Software Release 3.2.0S and later versions |
| Software protocols | Refer to Cisco IOS XE 3.2.0S and later versions for protocol support |
| Connectivity | Not applicable - route processor is integrated inside the chassis |
| Memory options | <ul style="list-style-type: none"> ● Cisco ASR 1001 ships with 4-GB memory by default. It can be upgraded to 8- or 16-GB memory ● Cisco ASR 1001 has 4 DRAM memory slots, which can take either 2- or 4-GB DRAM each ● When shipped with 4-GB DRAM (M-ASR1K-1001-4 GB), 2 slots are filled with 2 GB each ● When shipped with 8-GB DRAM (M-ASR1K-1001-8 GB), 4 slots are filled with 2 GB each ● When shipped with 16-GB DRAM (M-ASR1K-1001-16 GB), 4 slots are filled with 4 GB each |
| Storage options | <ul style="list-style-type: none"> ● 8-GB eUSB is partitioned as two 32-MB of memory for nonvolatile RAM (NVRAM) and the rest for mass storage ● The Cisco ASR 1001-HDD model includes 160-GB HDD for storage |
| Performance | <p>With 4-GB memory:</p> <ul style="list-style-type: none"> ● Up to 500,000 IPv4 or 500,000 IPv6 routes <p>With 8-GB or 16-GB memory:</p> <ul style="list-style-type: none"> ● Up to 1,000,000 IPv4 or 1,000,000 IPv6 routes ● BGP RR Scalability up to 5,250,000 IPv4 or 4,250,000 IPv6 routes - 8 GB Memory ● BGP RR Scalability up to 11,500,000 IPv4 or 10,000,000 IPv6 routes - 16 GB Memory |
| Reliability and availability | <ul style="list-style-type: none"> ● No route-processor hardware redundancy |

| Item | Details |
|---------------------------------|---|
| | <ul style="list-style-type: none"> • Software redundancy available (requires software redundancy license and 8-GB memory) |
| MIBs | <ul style="list-style-type: none"> • RFC 2737 compliant |
| Network management | <ul style="list-style-type: none"> • Telnet and SSH Protocol (CLI) • Console port (through the CLI) • SNMP • RFC 2665 |
| LEDs | <ul style="list-style-type: none"> • PWR - Power Green - All power rails are within specifications • STAT - Status Green - Cisco IOS Software has booted Yellow - BootROM has successfully loaded Red - System failure or during boot process • ACTV- Active Green - Active route processor • STBY - Standby Yellow - Standby route processor • CRIT - Critical Alarm Red - Critical alarm or during boot process • MAJ - Major Alarm Red - Major alarm • MIN - Minor Alarm Amber - Minor alarm • HD - Internal HDD FLASH Green - Activity indicator Off - No activity • USB - External Compact Flash FLASH green - Activity indicator • BF - Boot Flash (Internal) FLASH green - Activity indicator Off - No activity • CARRIER BITS I/F Mode Off- Out of service or not configured Green - Normal or Bridging Amber - Fast • DTI Mode Off- Warm-up, free-run, or holdover Green - In service or working properly Amber - Fault or loop condition • LINK - Management Ethernet link status Solid green - Link with no activity FLASH green - Link with activity Off - No link • DISK2 - Internal HDD FLASH green - Activity indicator Off - No activity • CARRIER - BITS interface Off - Out of service Green - In frame and in service Amber - Fault or loop condition |
| Approvals and compliance | <p>Safety</p> <ul style="list-style-type: none"> • UL60950-1 and CAN/CSA-C22.2 No. 60950-1-03 Information technology equipment • AS/NZS 60950-1 • IEC/EN 60950-1 Information technology equipment • 73/23/EEC <p>Electromagnetic Emissions Certification</p> <ul style="list-style-type: none"> • CFR 47 Part 15: (FCC) Class A • ICES 003 Class A • AS/NZ CISPR 22: Class A • CISPR 22 (EN55022) Class A • VCCI Class A |

| Item | Details |
|----------------------|---|
| | <ul style="list-style-type: none"> • KN22 • IEC/EN 61000-3-2 (or 3-12 as applicable): AC Power Line Harmonics • IEC/EN 61000-3-3 (or 3-11 as applicable): AC Voltage Fluctuations and Flicker <p>Immunity</p> <ul style="list-style-type: none"> • IEC/EN-61000-4-2: Electrostatic Discharge Immunity (8-kV Contact, 15-kV Air) • IEC/EN-61000-4-3: Radiated Immunity (10 V/m) • IEC/EN-61000-4-4: Electrical Fast Transient Immunity (2-kV Power, 1-kV Signal) • IEC/EN-61000-4-5: Surge AC Port (4-kV CM, 2-kV DM) • IEC/EN-61000-4-5: Surge Signal Ports (1-kV indoor, 2-kV outdoor) • IEC/EN-61000-4-5: Surge DC Port 1-kV • IEC/EN-61000-4-6: Immunity to Conducted Disturbances (10Vrms) • IEC/EN-61000-4-8: Power Frequency Magnetic Field Immunity (30 A/m) • IEC/EN-61000-4-11: Voltage Dips, Short Interruptions, and Voltage Variations <p>ETSI and EN Standards</p> <ul style="list-style-type: none"> • EN300 386: Telecommunications Network Equipment (EMC), OTC • EN55022: Information Technology Equipment (Emissions) • EN55024: Information Technology Equipment (Immunity) • EN50082-1/EN-61000-6-1: 1995-Generic Immunity Standard |
| Environmental | <ul style="list-style-type: none"> • Storage temperature: -38 to 150°F (-40 to 70°C) • Operating temperature, nominal: 41 to 104°F (5 to 40°C) • Operating temperature, short-term: 23 to 131°F (-5 to 55°C) • Storage relative humidity: 5 to 95% RH • Operating humidity, nominal: 5 to 85% RH • Operating humidity, short-term: 5 to 90% RH • Operating altitude: -60 to 4000m (up to 2000m conforms to IEC/EN/UL/CSA 60950 requirements) |

Table 8. Cisco ASR 1001-X Integrated Route Processor Product Specifications

| | |
|-------------------------------------|---|
| Chassis support | Cisco ASR 1001-X chassis |
| Software compatibility | Cisco IOS XE Software Release 3.12.0S and later versions |
| Software protocols | Refer to Cisco IOS XE 3.12.0S and later versions for protocol support |
| Connectivity | Not applicable - route processor is integrated inside the chassis |
| Memory options | <ul style="list-style-type: none"> • Cisco ASR 1001-X ships with 8-GB memory by default. It can be upgraded 16-GB memory • Cisco ASR 1001-X has 2 DRAM memory slots, which can take either 4- or 8-GB DRAM each • When shipped with 8-GB DRAM (M-ASR1001X-8 GB), 2 slots are filled with 4 GB each • When shipped with 16-GB DRAM (M-ASR1001X-16 GB), 2 slots are filled with 8 GB each |
| Storage options | <ul style="list-style-type: none"> • 8-GB eUSB is partitioned as two 32-MB of memory for nonvolatile RAM (NVRAM) and the rest for mass storage • The Cisco ASR 1001-XI includes an optional SSD-SATA-200G, SSD-SATA-400G for storage |
| Performance | <p>With 8-GB or 16-GB memory:</p> <ul style="list-style-type: none"> • Up to 1,000,000 IPv4 or 1,000,000 IPv6 routes - 8 GB Memory • Up to 3,500,000 IPv4 or 3,000,000 IPv6 routes - 16 GB Memory • BGP RR Scalability up to 5,250,000 IPv4 or 4,250,000 IPv6 routes - 8 GB Memory • BGP RR Scalability up to 11,500,000 IPv4 or 10,000,000 IPv6 routes - 16 GB Memory |
| Reliability and availability | <ul style="list-style-type: none"> • No route-processor hardware redundancy • Software redundancy available (requires software redundancy license and 8-GB memory) |
| MIBs | <ul style="list-style-type: none"> • RFC 2737 compliant |
| Network management | <ul style="list-style-type: none"> • Telnet and SSH Protocol (CLI) • Console port (through the CLI) • SNMP • RFC 2665 |
| LEDs | <ul style="list-style-type: none"> • PWR – Power |

| | |
|--|---|
| <p>Approvals and compliance</p> | <p>Green - All power rails are within specifications</p> <ul style="list-style-type: none"> ● STAT – Status <ul style="list-style-type: none"> Green - Cisco IOS Software has booted Yellow - BootROM has successfully loaded Red - System failure or during boot process ● ACTV- Active <ul style="list-style-type: none"> Green - Active route processor ● STBY - Standby <ul style="list-style-type: none"> Yellow - Standby route processor ● CRIT - Critical Alarm <ul style="list-style-type: none"> Red - Critical alarm or during boot process ● MAJ - Major Alarm <ul style="list-style-type: none"> Red - Major alarm ● MIN - Minor Alarm <ul style="list-style-type: none"> Amber - Minor alarm ● HD - Internal HDD <ul style="list-style-type: none"> FLASH Green - Activity indicator Off - No activity ● USB - External Compact Flash <ul style="list-style-type: none"> FLASH green - Activity indicator ● BF - Boot Flash (Internal) <ul style="list-style-type: none"> FLASH green - Activity indicator Off - No activity ● CARRIER <ul style="list-style-type: none"> BITS I/F Mode <ul style="list-style-type: none"> Off- Out of service or not configured Green - Normal or Bridging Amber - Fast ● DTI Mode <ul style="list-style-type: none"> Off- Warm-up, free-run, or holdover Green - In service or working properly Amber - Fault or loop condition ● LINK - Management Ethernet link status <ul style="list-style-type: none"> Solid green - Link with no activity FLASH green - Link with activity Off - No link ● DISK2 - Internal HDD <ul style="list-style-type: none"> FLASH green - Activity indicator Off - No activity ● CARRIER - BITS interface <ul style="list-style-type: none"> Off - Out of service Green - In frame and in service Amber - Fault or loop condition <p>Safety</p> <ul style="list-style-type: none"> ● UL60950-1 and CAN/CSA-C22.2 No. 60950-1-03 Information technology equipment ● AS/NZS 60950-1 ● IEC/EN 60950-1 Information technology equipment ● 73/23/EEC <p>Electromagnetic Emissions Certification</p> <ul style="list-style-type: none"> ● CFR 47 Part 15: (FCC) Class A ● ICES 003 Class A ● AS/NZ CISPR 22: Class A ● CISPR 22 (EN55022) Class A ● VCCI Class A ● KN22 ● IEC/EN 61000-3-2 (or 3-12 as applicable): AC Power Line Harmonics ● IEC/EN 61000-3-3 (or 3-11 as applicable): AC Voltage Fluctuations and Flicker <p>Immunity</p> <ul style="list-style-type: none"> ● IEC/EN-61000-4-2: Electrostatic Discharge Immunity (8-kV Contact, 15-kV Air) ● IEC/EN-61000-4-3: Radiated Immunity (10 V/m) ● IEC/EN-61000-4-4: Electrical Fast Transient Immunity (2-kV Power, 1-kV Signal) ● IEC/EN-61000-4-5: Surge AC Port (4-kV CM, 2-kV DM) |
|--|---|

| | |
|----------------------|---|
| Environmental | <ul style="list-style-type: none"> ● IEC/EN-61000-4-5: Surge Signal Ports (1-kV indoor, 2-kV outdoor) ● IEC/EN-61000-4-5: Surge DC Port 1-kV ● IEC/EN-61000-4-6: Immunity to Conducted Disturbances (10Vrms) ● IEC/EN-61000-4-8: Power Frequency Magnetic Field Immunity (30 A/m) ● IEC/EN-61000-4-11: Voltage Dips, Short Interruptions, and Voltage Variations <p>ETSI and EN Standards</p> <ul style="list-style-type: none"> ● EN300 386: Telecommunications Network Equipment (EMC), OTC ● EN55022: Information Technology Equipment (Emissions) ● EN55024: Information Technology Equipment (Immunity) ● EN50082-1/EN-61000-6-1: 1995-Generic Immunity Standard <ul style="list-style-type: none"> ● Storage temperature: -38 to 150°F (-40 to 70°C) ● Operating temperature, nominal: 32 to 104°F (0 to 40°C) ● Operating temperature, short-term: 32 to 131°F (0 to 55°C) ● Storage relative humidity: 5 to 95% RH ● Operating humidity, nominal: 10 to 90% RH ● Operating humidity, short-term: 5 to 95% RH ● Operating altitude: -60 to 4000m (up to 2000m conforms to IEC/EN/UL/CSA 60950 requirements) |
|----------------------|---|

Table 9. Cisco ASR 1002-X Integrated Route Processor Product Specifications

| | |
|-------------------------------------|---|
| Chassis support | Cisco ASR 1002-X chassis |
| Software compatibility | Cisco IOS XE Software Release 3.7.0S and later versions |
| Software protocols | Refer to Cisco IOS XE 3.7.0S and later versions for protocol support |
| Connectivity | Not applicable - route processor is integrated inside the chassis |
| Memory options | <ul style="list-style-type: none"> ● Cisco ASR 1002-X ships with 4-GB memory by default. It can be upgraded to 8- or 16-GB memory ● Cisco ASR 1002-X has 4 DRAM memory slots, which can take either 2- or 4-GB DRAM each ● When shipped with 4-GB DRAM (M-ASR1002X-4 GB), 2 slots are filled with 2 GB each ● When shipped with 8-GB DRAM (M-ASR1002X-8 GB), 4 slots are filled with 2 GB each ● When shipped with 16-GB DRAM (M-ASR1002X-16 GB), 4 slots are filled with 4 GB each |
| Storage options | <ul style="list-style-type: none"> ● 8-GB eUSB memory is partitioned as two 32-MB of memory for NVRAM and the rest for mass storage ● The Cisco ASR 1002-X has an optional 160-GB HDD for storage |
| Performance | <p>With 4-GB memory:</p> <ul style="list-style-type: none"> ● Up to 500,000 IPv4 or 500,000 IPv6 routes <p>With 8-GB or 16-GB memory:</p> <ul style="list-style-type: none"> ● Up to 1,000,000 IPv4 or 1,000,000 IPv6 routes - 8 GB Memory ● Up to 3,500,000 IPv4 or 3,000,000 IPv6 routes - 16 GB Memory ● BGP RR Scalability up to 5,250,000 IPv4 or 4,250,000 IPv6 routes - 8 GB Memory ● BGP RR Scalability up to 11,500,000 IPv4 or 10,000,000 IPv6 routes - 16 GB Memory |
| Reliability and availability | <ul style="list-style-type: none"> ● No route-processor hardware redundancy ● Software redundancy available (requires software redundancy license and 8-GB memory) |
| MIBs | <ul style="list-style-type: none"> ● RFC 2737 compliant |
| Network management | <ul style="list-style-type: none"> ● Telnet and SSH Protocol (CLI) ● Console port (through the CLI) ● SNMP ● RFC 2665 |
| LEDs | <ul style="list-style-type: none"> ● PWR – Power Green - All power rails are within specifications ● STAT - Status Green - Cisco IOS Software has booted Yellow - BootROM has successfully loaded Red - System failure or during boot process ● CRIT - Critical Alarm Red - Critical alarm or during boot process |

| | |
|----------------------|--|
| | <ul style="list-style-type: none"> • MAJ - Major Alarm Red - Major alarm • MIN - Minor Alarm Amber - Minor alarm • LINK - Management Ethernet link status Solid green - Link with no activity FLASH green - Link with activity Off - No link • BOOT FLASH Green - Activity indicator Off - No activity • BITS Off- Out of service or not configured Green - In frame and In service Amber - Fault condition • HDD FLASH green - Activity indicator • GPS Off- Port not connected Green - In service or working properly Amber - Fault condition <p>Approvals and compliance</p> <p>Safety</p> <ul style="list-style-type: none"> • UL60950-1 and CAN/CSA-C22.2 No. 60950-1-03 Information technology equipment • AS/NZS 60950-1 • IEC/EN 60950-1 Information technology equipment • 73/23/EEC <p>Electromagnetic Emissions Certification</p> <ul style="list-style-type: none"> • CFR 47 Part 15: (FCC) Class A • ICES 003 Class A • AS/NZ CISPR 22: Class A • CISPR 22 (EN55022) Class A • VCCI Class A • KN22 • IEC/EN 61000-3-2 (or 3-12 as applicable): AC Power Line Harmonics • IEC/EN 61000-3-3 (or 3-11 as applicable): AC Voltage Fluctuations and Flicker <p>Immunity</p> <ul style="list-style-type: none"> • IEC/EN-61000-4-2: Electrostatic Discharge Immunity (8-kV Contact, 15-kV Air) • IEC/EN-61000-4-3: Radiated Immunity (10 V/m) • IEC/EN-61000-4-4: Electrical Fast Transient Immunity (2-kV Power, 1-kV Signal) • IEC/EN-61000-4-5: Surge AC Port (4-kV CM, 2-kV DM) • IEC/EN-61000-4-5: Surge Signal Ports (1-kV indoor, 2-kV outdoor) • IEC/EN-61000-4-5: Surge DC Port 1-kV • IEC/EN-61000-4-6: Immunity to Conducted Disturbances (10Vrms) • IEC/EN-61000-4-8: Power Frequency Magnetic Field Immunity (30 A/m) • IEC/EN-61000-4-11: Voltage Dips, Short Interruptions, and Voltage Variations <p>Network Equipment Building Standards</p> <p>The module meets the following NEBS:</p> <ul style="list-style-type: none"> • GR-1089-CORE • GR-63-CORE <p>ETSI and EN Standards</p> <ul style="list-style-type: none"> • EN300 386: Telecommunications Network Equipment (EMC), OTC • EN55022: Information Technology Equipment (Emissions) • EN55024: Information Technology Equipment (Immunity) • EN50082-1/EN-61000-6-1: 1995-Generic Immunity Standard |
| Environmental | <ul style="list-style-type: none"> • Storage temperature: -38 to 150°F (-40 to 70°C) • Operating temperature, nominal: 41 to 104°F (5 to 40°C) • Operating temperature, short-term: 23 to 131°F (-5 to 55°C) • Storage relative humidity: 5 to 95% relative humidity (RH) • Operating humidity, nominal: 5 to 85% RH • Operating humidity, short-term: 5 to 90% RH |

| | |
|--|---|
| | <ul style="list-style-type: none"> Operating altitude: -60 to 4000m (up to 2000m conforms to IEC/EN/UL/CSA 60950 requirements) |
|--|---|

Route-reflector numbers were tested with the BGP selective download feature for IPv4 and IPv6 for dedicated RR application. This feature prevents IPv4 and IPv6 BGP routes from being installed in the Routing Information Base (RIB) and Forwarding Information Base (FIB). It reduces memory usage per IPv4 and IPv6 prefix and CPU usage.

System Requirements

Table 10 specifies the system requirements of the Cisco ASR 1000 Series RP1, RP2, and RP3. For ordering information, refer to Table 11.

Table 10. Cisco ASR 1000 Series RP1, RP2, and RP3 System Requirements

| | |
|---------------------------------|---|
| Hardware | <p>Cisco ASR 1000 Series RP1</p> <ul style="list-style-type: none"> Cisco ASR 1004 and 1006 <p>Cisco ASR 1000 Series RP2</p> <ul style="list-style-type: none"> Cisco ASR 1004, 1006, 1006-X, 1009-X, and 1013 <p>Cisco ASR 1000 Series RP3</p> <ul style="list-style-type: none"> Cisco ASR 1006-X, 1009-X, and 1013 |
| Memory | <p>Cisco ASR 1000 Series RP1</p> <ul style="list-style-type: none"> 4 GB (default for RP1) <p>Cisco ASR 1000 Series RP2</p> <ul style="list-style-type: none"> 8 GB (default for RP2) 16 GB (maximum RP2) <p>Note: Memory is field-upgradable from 8 to 16 GB.</p> <p>Cisco ASR 1000 Series RP3</p> <ul style="list-style-type: none"> 8 GB (default for RP3) 16 GB 32 GB 64 GB (maximum for RP3) <p>Note: Memory is field-upgradable from 8 to 64 GB.</p> |
| Minimum software release | <p>Cisco ASR 1000 Series RP1</p> <ul style="list-style-type: none"> Cisco IOS XE Software Release 2.1.0 <p>Cisco ASR 1000 Series RP2</p> <ul style="list-style-type: none"> Cisco IOS XE Software Release 2.3.0 <p>Cisco ASR 1000 Series RP3</p> <ul style="list-style-type: none"> Cisco IOS XE Software Release 16.3.1 |

Table 11. Ordering Information

| | |
|--|---|
| Cisco ASR 1000 Series Route Processor 1 | |
| ASR1000-RP1 | Cisco ASR1000 Series Route Processor 1 |
| ASR1000-RP1= | Cisco ASR1000 Series Route Processor 1, Spare |
| Cisco ASR 1000 Series Route Processor 2 | |
| ASR1000-RP2 | Cisco ASR1000 Series Route Processor 2 |
| ASR1000-RP2= | Cisco ASR1000 Series Route Processor 2, Spare |
| Cisco ASR 1000 Series Route Processor 3 | |
| ASR1000-RP3 | Cisco ASR1000 Series Route Processor 3 |
| ASR1000-RP3= | Cisco ASR1000 Series Route Processor 3, Spare |
| ASR1000-RP3-32G-2P | Cisco ASR1000 Series RP3 w/ 32 GB, 2 Pack |
| ASR1000-RP3-64G-2P | Cisco ASR1000 Series RP3 w/ 64 GB, 2 Pack |

| | |
|---|---|
| Cisco ASR 1000 RP1 Memory | |
| M-ASR1K-RP1-4GB | Cisco ASR1000 Series RP1 4 GB DRAM |
| M-ASR1K-RP1-4GB= | Cisco ASR1000 Series RP1 4 GB DRAM, Spare |
| M-ASR1K-HDD-40GB | Cisco ASR1000 Series RP1 40 GB HDD |
| M-ASR1K-HDD-40GB= | Cisco ASR1000 RP1 40 GB HDD, Spare |
| Cisco ASR 1000 RP2 Memory | |
| M-ASR1K-RP2-8GB | Cisco ASR1000 Series RP2 8 GB DRAM |
| M-ASR1K-RP2-8GB= | Cisco ASR1000 Series RP2 8 GB DRAM, Spare |
| M-ASR1K-RP2-16GB | Cisco ASR1000 Series RP2 16 GB DRAM |
| M-ASR1K-RP2-16GB= | Cisco ASR1000 Series RP2 16 GB DRAM, Spare |
| M-ASR1K-HDD-80GB | Cisco ASR1000 Series RP2 80 GB HDD |
| M-ASR1K-HDD-80GB= | Cisco ASR1000 Series RP2 80 GB HDD, spare |
| M-ASR1K-EUSB-2GB= | Cisco ASR1000 Series RP2 2 GB EUSB+ FLASH, Spare |
| Cisco ASR 1000 RP3 Memory | |
| M-ASR1K-RP3-8GB | Cisco ASR1000 Series RP3 8 GB DRAM |
| M-ASR1K-RP3-8GB= | Cisco ASR1000 Series RP3 8 GB DRAM, Spare |
| M-ASR1K-RP3-16GB | Cisco ASR1000 Series RP3 8 GB DRAM |
| M-ASR1K-RP3-16GB= | Cisco ASR1000 Series RP3 8 GB DRAM, Spare |
| M-ASR1K-RP3-32GB | Cisco ASR1000 Series RP3 8 GB DRAM |
| M-ASR1K-RP3-32GB= | Cisco ASR1000 Series RP3 8 GB DRAM, Spare |
| M-ASR1K-RP3-64GB | Cisco ASR1000 Series RP3 8 GB DRAM |
| M-ASR1K-RP3-64GB= | Cisco ASR1000 Series RP3 8 GB DRAM, Spare |
| M-ASR1K-SSD-100GB | Cisco ASR1000 Series RP3 100 GB SSD |
| M-ASR1K-SSD-100GB= | Cisco ASR1000 Series RP3 100 GB SSD, Spare |
| M-ASR1K-SSD-200GB | Cisco ASR1000 Series RP3 200 GB SSD |
| M-ASR1K-SSD-200GB= | Cisco ASR1000 Series RP3 200 GB SSD, Spare |
| M-ASR1K-SSD-400GB | Cisco ASR1000 Series RP3 400 GB SSD |
| M-ASR1K-SSD-400GB= | Cisco ASR1000 Series RP3 400 GB SSD, Spare |
| Cisco ASR 1000 Series USB Flash Memory Options | |
| MEMUSB-1024FT | 1 GB USB Flash Token for Cisco ASR 1000 Series |
| MEMUSB-1024FT= | 1 GB USB Flash Token for Cisco ASR 1000 Series, Spare |

Cisco Services for the Enterprise WAN Edge

Cisco and our partners help make your enterprise WAN edge deployment a success with a broad portfolio of services based on proven methodologies. We can help you establish a secure, resilient WAN architecture and successfully integrate Cisco Unified Communications, Cisco TelePresence[®], security, and mobility technologies with bandwidth to support video, collaboration, branch-office solutions, and growth in alignment with your business goals. Planning and design services align technology with business goals and can increase the accuracy, speed, and efficiency of deployment. Technical services help maintain operational health, strengthen software application functions, solve performance problems, and lower expenses. Optimization services are designed to continually improve performance and help your team succeed with new technologies. For more information, visit <http://www.cisco.com/go/services>.

Cisco Capital

Financing to Help You Achieve Your Objectives

Cisco Capital® can help you acquire the technology you need to achieve your objectives and stay competitive. We can help you reduce CapEx. Accelerate your growth. Optimize your investment dollars and ROI. Cisco Capital financing gives you flexibility in acquiring hardware, software, services, and complementary third-party equipment. And there's just one predictable payment. Cisco Capital is available in more than 100 countries. [Learn more.](#)

For More Information

For more information about the Cisco ASR 1000 Series RP1, RP2, and RP3, and the ASR 1000 Series, visit <http://www.cisco.com/go/asr1000> or contact your local Cisco account representative.



Americas Headquarters
Cisco Systems, Inc.
San Jose, CA

Asia Pacific Headquarters
Cisco Systems (USA) Pte. Ltd.
Singapore

Europe Headquarters
Cisco Systems International BV Amsterdam,
The Netherlands

Cisco has more than 200 offices worldwide. Addresses, phone numbers, and fax numbers are listed on the Cisco Website at www.cisco.com/go/offices.

Cisco and the Cisco logo are trademarks or registered trademarks of Cisco and/or its affiliates in the U.S. and other countries. To view a list of Cisco trademarks, go to this URL: www.cisco.com/go/trademarks. Third party trademarks mentioned are the property of their respective owners. The use of the word partner does not imply a partnership relationship between Cisco and any other company. (1110R)