

Catalyst Center Virtual Appliance

December 2025



Contents

Cisco Catalyst Center: simplified IT experience

Catalyst Center Virtual Appliance: form factors

Scale specifications

Ordering a new Catalyst Center Virtual Appliance

Steps to Order Catalyst Center Virtual Appliance

Catalyst Center Virtual Appliance registration

Quick links

Cisco Catalyst Center: simplified IT experience

Powered by AI

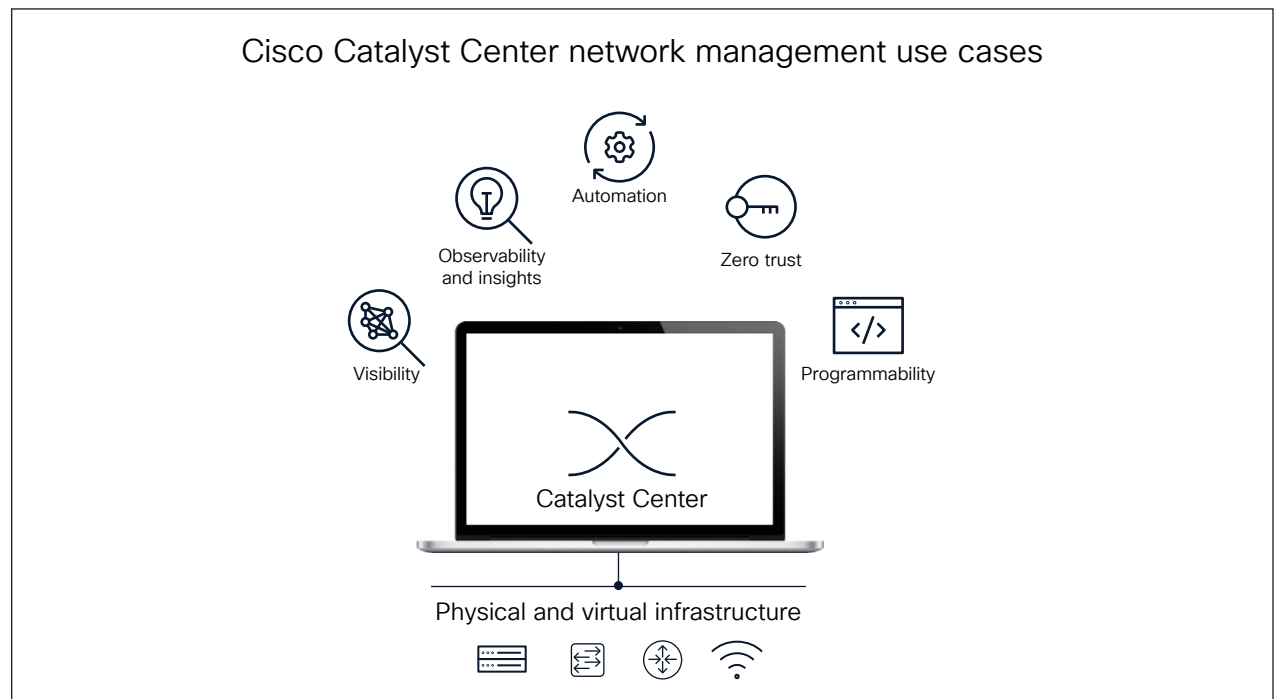


Figure 1. Cisco Catalyst Center use cases

Cisco Catalyst® Center (Catalyst Center) is a comprehensive network management solution designed to simplify and automate the management of enterprise networks. It provides a unified platform for deploying, monitoring, and troubleshooting both wired and wireless infrastructure. With advanced features such as policy-based automation, AI-driven analytics, and seamless integration with Cisco® security solutions, Catalyst Center helps organizations enhance network performance, ensure compliance, and optimize operational efficiency. Flexible deployment options—including physical and virtual appliances for on-premises, cloud, or hybrid environments—make it an adaptable choice for organizations of all sizes.

Contents

Cisco Catalyst Center: simplified IT experience

Catalyst Center Virtual Appliance: form factors

Scale specifications

Ordering a new Catalyst Center Virtual Appliance

Steps to Order Catalyst Center Virtual Appliance

Catalyst Center Virtual Appliance registration

Quick links

Catalyst Center Virtual Appliance: form factors

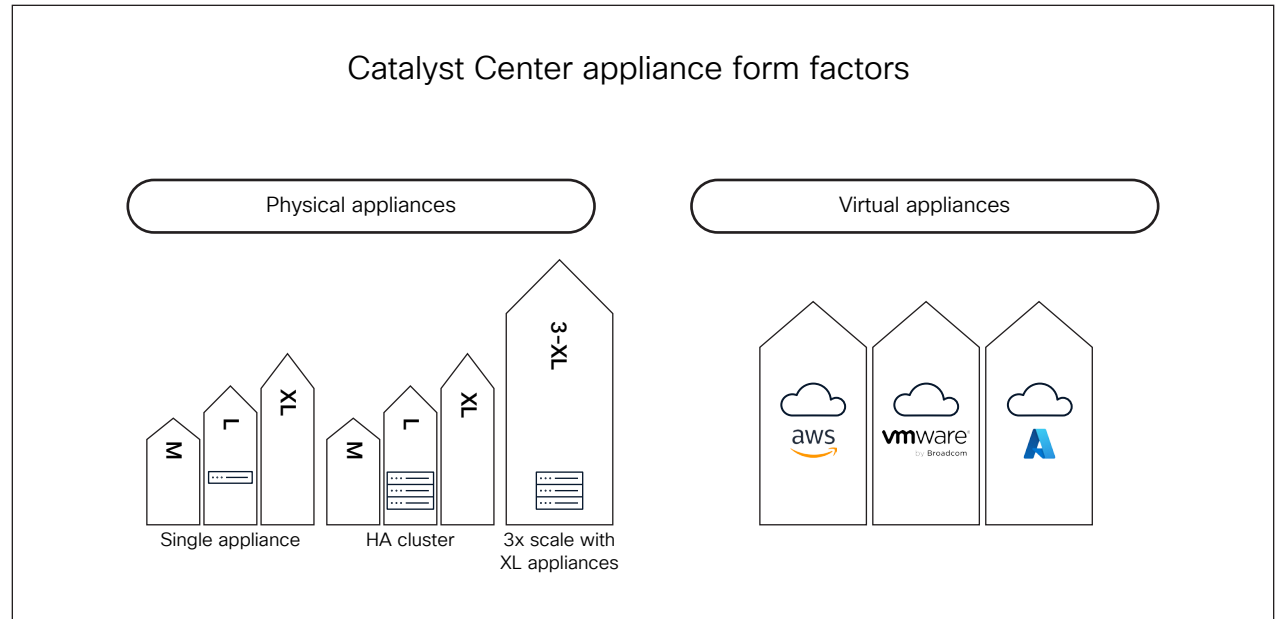


Figure 2. Catalyst Center appliances lineup

Catalyst Center provides operational flexibility and multiple deployment options. The physical appliance is built for enterprise-scale networks and is available for on-premises management. The Catalyst Center Virtual Appliance can be deployed in public cloud environments, with support for AWS and Azure. Additionally, a VMware ESXi virtual environment can be supported on premises, within a private cloud, or at a colocation facility.



Contents

Cisco Catalyst Center: simplified IT experience

Catalyst Center Virtual Appliance: form factors

Scale specifications

Ordering a new Catalyst Center Virtual Appliance

Steps to Order Catalyst Center Virtual Appliance

Catalyst Center Virtual Appliance registration

Quick links

Scale specifications

Table 1. Scale specifications for Catalyst Center Virtual Appliance

Scale for Catalyst Center DN-SW-APL	
<ul style="list-style-type: none">5000 total network devices1000 switches and routers4000 access points25,000 endpoints (concurrent)	

Ordering a new Catalyst Center Virtual Appliance

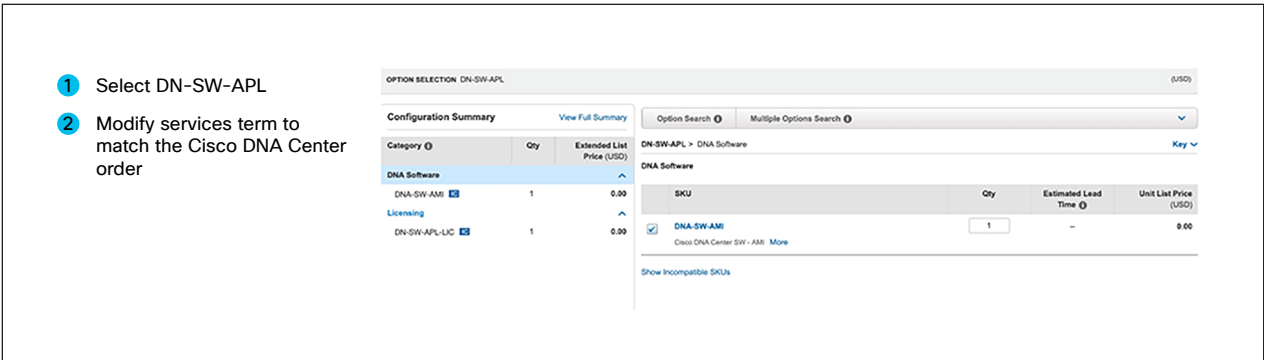


Figure 3. Ordering the DN-SW-APL license

The DN-SW-APL-LIC license will be deposited into the customer’s Cisco Smart Account when purchasing a new Catalyst Center Virtual Appliance.

- The Catalyst Center Virtual Appliance needs to be registered with the respective Smart Account or Virtual Account to consume this Cisco DNA virtual appliance license. Refer to the appropriate [Catalyst Center Administrator Guide](#) for more information.



Contents

- Cisco Catalyst Center: simplified IT experience
- Catalyst Center Virtual Appliance: form factors
- Scale specifications
- Ordering a new Catalyst Center Virtual Appliance
- Steps to Order Catalyst Center Virtual Appliance
- Catalyst Center Virtual Appliance registration
- Quick links

Table 2. Catalyst Center Virtual Appliance license

License SKU	Description
DN-SW-APL-LIC	Catalyst Center Virtual Appliance

Steps to Order Catalyst Center Virtual Appliance

- Search for “**DN-SW-APL**”
- Click Edit and select DN-SW-APL-LIC

Options:

- For the Catalyst Center Virtual Appliance on AWS, choose DNA-SW-AMI
 - For the Virtual Appliance on ESXi, choose DNA-SW-OVA
 - For the Virtual Appliance on Azure, choose DNA-SW-VHD
- Proceed to Checkout

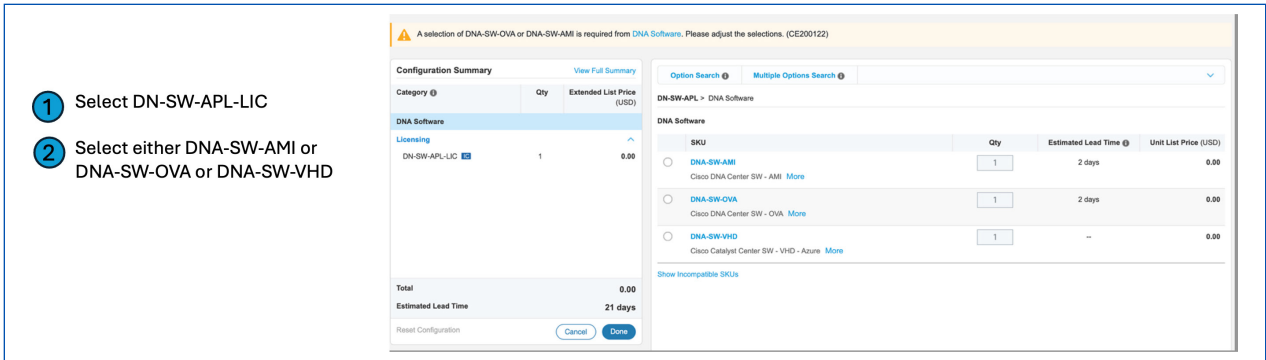


Figure 4. Ordering Catalyst Center Virtual Appliance license in Cisco Commerce

Customers should follow the steps in the next section to deposit the Catalyst Center Virtual Appliance license in the respective Smart Account or Virtual Account automatically.

Contents

Cisco Catalyst Center: simplified IT experience

Catalyst Center Virtual Appliance: form factors

Scale specifications

Ordering a new Catalyst Center Virtual Appliance

Steps to Order Catalyst Center Virtual Appliance

Catalyst Center Virtual Appliance registration

Quick links

Catalyst Center Virtual Appliance registration

1. In Catalyst Center, go to System > Settings > Smart Account. Add the Smart Account user and account name.

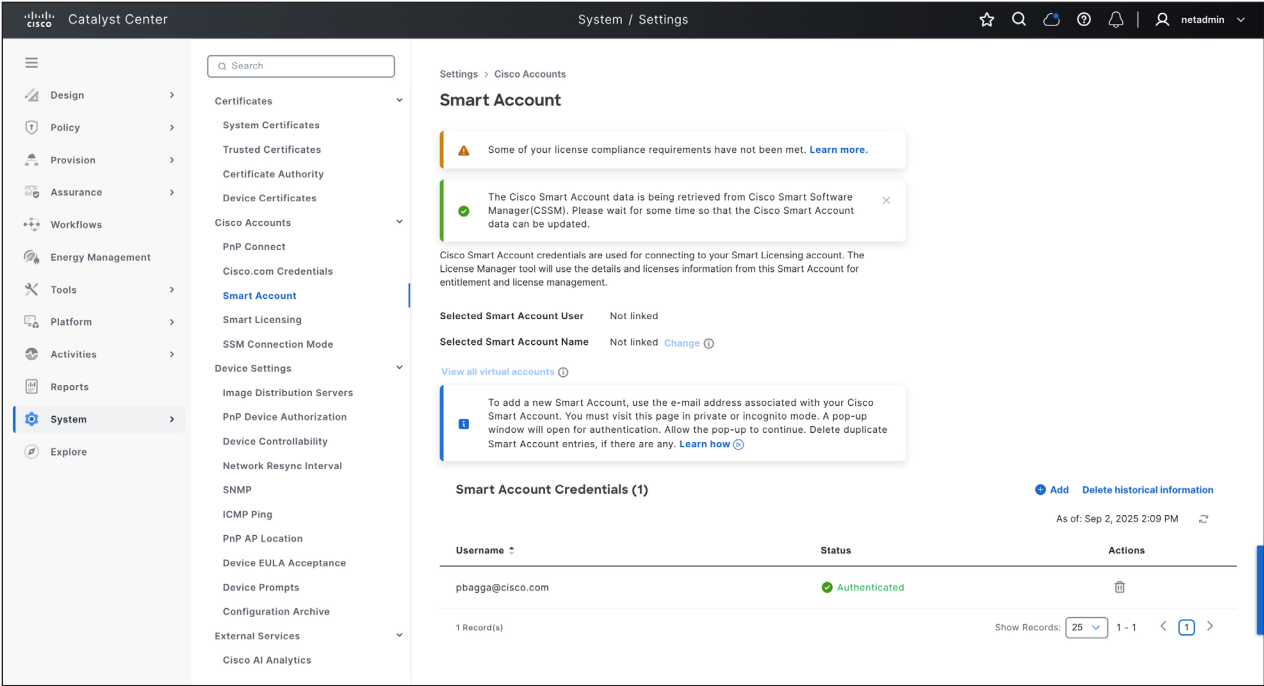


Figure 5. Connecting Smart Account on Catalyst Center

Contents

Cisco Catalyst Center: simplified IT experience

Catalyst Center Virtual Appliance: form factors

Scale specifications

Ordering a new Catalyst Center Virtual Appliance

Steps to Order Catalyst Center Virtual Appliance

Catalyst Center Virtual Appliance registration

Quick links

2. Go to System > Settings > Smart Licensing. Choose the appropriate Virtual Account and click Register.

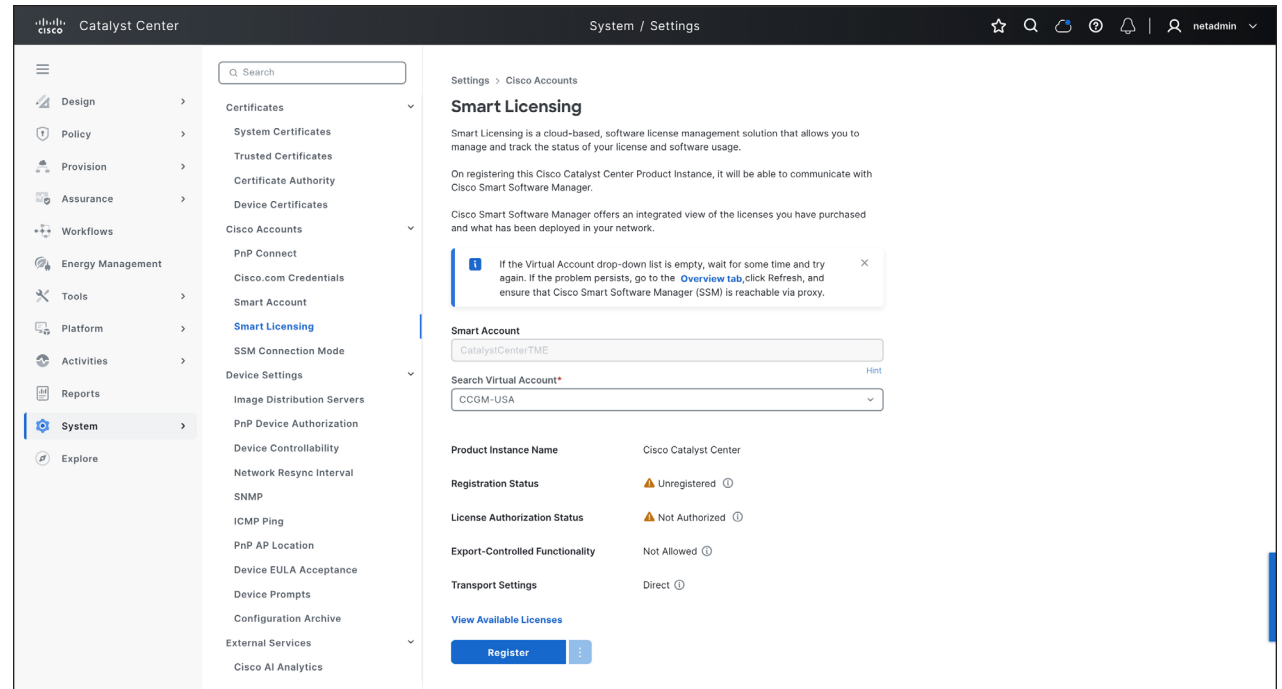


Figure 6. Registering Cisco Catalyst Center

Contents

Cisco Catalyst Center: simplified IT experience

Catalyst Center Virtual Appliance: form factors

Scale specifications

Ordering a new Catalyst Center Virtual Appliance

Steps to Order Catalyst Center Virtual Appliance

Catalyst Center Virtual Appliance registration

Quick links

Quick links

- Documentation: [AWS](#) | [ESXi](#) | [Azure](#)
- [Catalyst Center Virtual Appliance Release Notes](#)
- [Catalyst Center Physical Appliance Ordering Guide](#)
- [Cisco Switching Licensing Feature Matrix](#)
- [Cisco Wireless Licensing Feature Matrix](#)
- [Cisco WAN and Routing Feature Matrix](#)

This document can be accessed by partners from Cisco SalesConnect:

- Networking offers and promotions: [Click here](#)