

Cisco Virtualization Experience Media Engine Accessories

Cisco® Virtualization Experience Media Engine ([VXME](#)) supports a range of leading audio and video accessories from Cisco and third-party manufacturers, providing you with an enhanced audio and video collaboration experience.

Unified Communications Accessories

Innovative unified communications accessories designed for Cisco by Jabra and Logitech are tightly integrated with Jabber® and VXME call control to further enhance your collaborative experience.

Figure 1 shows the Logitech Unified Communications Keyboard K725-C and Logitech Mouse M525-C, and Table 1 gives their specifications.

Figure 1. Logitech Unified Communications Keyboard K725-C and Logitech Mouse M525-C



Table 1. Specifications of Logitech Unified Communications Keyboard K725-C and Logitech Mouse M525-C

Accessory	Specifications
Logitech Unified Communications Keyboard K725-C	<ul style="list-style-type: none"> • Ready to use, Wired USB • Integrated Phone and Video Controls - Answer, End, Audio Path, Voicemail, Audio/Video Mute • LCD Screen - Caller ID, Dialing, and Session State Information • Backlit Call-Control Indicators for active states • 1 USB 2.0 Port
Logitech Mouse M525-C	<ul style="list-style-type: none"> • Advanced 2.4-GHz Wireless • Ergonomic Design

Figure 2 shows the Logitech Webcam C920-C, and Table 2 gives its specifications.

Figure 2. Logitech Webcam C920-C



Table 2. Logitech Webcam C920-C

Accessory	Specifications
Logitech Webcam C920-C	<ul style="list-style-type: none"> • Ready to use, Wired USB • Autofocus • Supports up to 1080p/30 fps HD • UVC H.264 Hardware Encoding • Integrated Privacy Shade

Figure 3. Jabra Handset 450 for Cisco



Table 3. Specifications for Jabra Handset 450

Accessory	Specifications
Jabra Handset 450 for Cisco	<ul style="list-style-type: none"> • Wideband audio quality • Ready to use, USB-based • DECT cordless handset with up to 20-meter range • Mute and Volume Controls • Light Indicators for active state and Message Waiting Indicator • Rechargeable battery up to 8 hours talk time and 40 hours standby time

Other Supported Accessories

The following sections list specific device models or supported series that Cisco has validated with the latest Cisco Jabber® platform to support audio devices with basic call control functions and video accessories that adhere to the Cisco video experience. You should consult accessory vendors for support of these accessories and validation of other devices that are not listed.

Note: Because headset types vary, call control may differ from the expected Cisco user experience. Please consult the vendor for any noted deviations for each applicable model or series listed.

For Supported Audio Accessories: http://www.cisco.com/en/US/prod/voicesw/uc_endpoints_accessories.html.

Note: If an audio accessory is not listed in the provided link, it may work with VXME but will support audio path only.

For Supported Video Accessories: http://www.cisco.com/en/US/prod/voicesw/uc_endpoints_accessories.html.

Note: For low-processing powered endpoints to achieve HD video of 1080p at 30 fps or higher, you must have a camera with local encoding hardware for video processing such as with the Logitech Webcam C920-C. When using a nonencoding camera, output is limited to the processor output of the local endpoint.

Audio Path and Call Control

Cisco VXME supports audio devices with integrated call-control functions for a complete unified communications experience of the Cisco Jabber platform.

You can manage calls, such as answer and end call, with the Cisco Jabber application in the hosted virtual desktop.

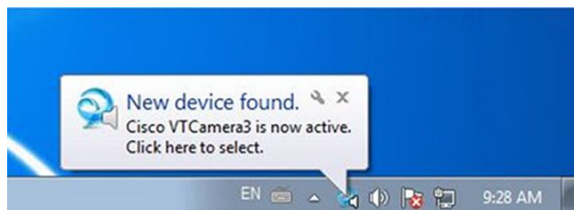
Device Selection

Device selection is managed by the Device Selector, which is provided in the system tray of your Windows desktop (Figure 4).

When a supported audio or video device is connected to the endpoint running Cisco VXME, it is automatically selected as the new active device. If the default device is disconnected or unavailable, then the previously active device is automatically selected to receive the audio-video media stream.

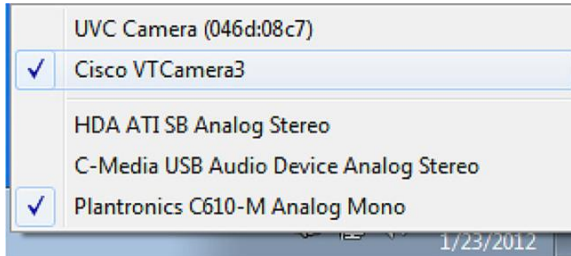
Placing a mouse over the Device Selector icon displays the currently active audio and video devices (Figure 4).

Figure 4. Device Selector Icon and Active Device Display



You may also manually select an alternative active audio or video device by clicking the Device Selector icon in the Windows system tray and selecting from the list of connected devices (Figure 5).

Figure 5. Active Device Selection Menu



Ordering and Support

Cisco SolutionsPlus is a reselling program that places a select set of "Cisco Compatible" products on the Cisco Systems® price list, enabling customers to order these third-party products from Cisco sales teams and channel partners. Jabra and Logitech offer products in Cisco SolutionsPlus that complement the Cisco VXME solution.

Table 4 provides ordering information for these integrated unified communications accessories. To place an order, visit the Cisco Ordering homepage and refer to Table 4.

Table 4. Ordering Information

Cisco UC Accessories	Part Number
SPVAC-UC725-S-BDL=	Logitech UC Solution for Cisco 725-C Bundle - Smoke Includes: Logitech UC Keyboard K725-C - Available in US, UK English, French, German and Spanish Logitech Mouse M525-C Logitech Webcam C920-C
SPVAC-UC725JP-S-BDL=	LogiCool UC Solution for Cisco 725-C Bundle - Smoke - Japan Only
SPVAC-C7416-S=	Logitech Webcam C920-C - Smoke - Global (Except Japan)
SPVAC-C7416-S-JP=	LogiCool Webcam C920-C - Smoke - Japan
SPVAC-H5610-S-US=	Jabra Handset 450 for Cisco - Smoke - US
SPVAC-H5610-S-EU=	Jabra Handset 450 for Cisco - Smoke - EU, Australia and New Zealand
SPVAC-H5610-S-CL=	Jabra Handset 450 for Cisco - Smoke - Caribbean and Latin America
SPVAC-H5610-S-JP=	Jabra Handset 450 for Cisco - Smoke - Japan
SPVAC-H5610-S-TW=	Jabra Handset 450 for Cisco - Smoke - Taiwan

Note: You may order the accessories in the color white by directly contacting Jabra and Logitech.

For Other Supported Accessories, please order devices directly from the accessory manufacturers, which provide and support accessories.

You should use the vendor model numbers provided in this data sheet as a guide only because they may be subject to change by the manufacturer without notice.

For More Information

For more information, please visit:

- <http://www.cisco.com/go/vxc>
- <http://www.jabra.com/cisco>




Americas Headquarters
Cisco Systems, Inc.
San Jose, CA

Asia Pacific Headquarters
Cisco Systems (USA) Pte. Ltd.
Singapore

Europe Headquarters
Cisco Systems International BV Amsterdam,
The Netherlands

Cisco has more than 200 offices worldwide. Addresses, phone numbers, and fax numbers are listed on the Cisco Website at www.cisco.com/go/offices.

 Cisco and the Cisco logo are trademarks or registered trademarks of Cisco and/or its affiliates in the U.S. and other countries. To view a list of Cisco trademarks, go to this URL: www.cisco.com/go/trademarks. Third party trademarks mentioned are the property of their respective owners. The use of the word partner does not imply a partnership relationship between Cisco and any other company. (1110R)