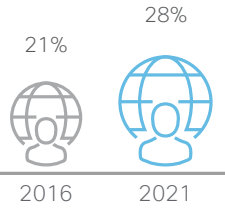


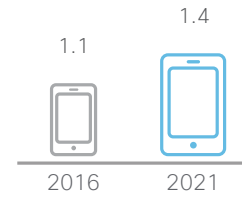
Middle East and Africa




Internet Users: % of Population



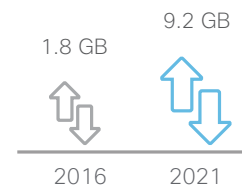
Devices and Connections per Capita



Average Speeds



Average Traffic per Capita per Month



Middle East and Africa - Business Highlights

Business IP Traffic

- In Middle East and Africa, Business IP traffic will grow 2-fold from 2016 to 2021, a compound annual growth rate of 20%.
- In Middle East and Africa, Business IP traffic will reach 2.0 Exabytes per month in 2021, the equivalent of 496 million DVDs per month, or 679,677 DVDs per hour.
- In Middle East and Africa, Business IP traffic was 814 Petabytes per month in 2016, the equivalent of 204 million DVDs per month, or 278,863 DVDs per hour.
- Middle East and Africa's Business IP traffic grew 27% in 2016.
- Middle East and Africa's Business IP traffic was 30% of total IP traffic in 2016, and will be 13% of total IP traffic in 2021.

Business Internet Traffic

- In Middle East and Africa, Business Internet traffic will grow 2.7-fold from 2016 to 2021, a compound annual growth rate of 22%.
- In Middle East and Africa, Business Internet traffic will reach 1.8 Exabytes per month in 2021, the equivalent of 446 million DVDs per month, or 611,494 DVDs per hour.
- In Middle East and Africa, Business Internet traffic was 657 Petabytes per month in 2016, the equivalent of 164 million DVDs per month, or 225,003 DVDs per hour.
- Middle East and Africa's Business Internet traffic was 25% of total IP traffic in 2016, and will be 12% of total IP traffic in 2021.
- Middle East and Africa's Business Internet traffic was 81% of Business IP traffic in 2016, and will be 90% of Business IP traffic in 2021.

- In Middle East and Africa, 9% of Business Internet traffic was mobile in 2016, and 28% of Business Internet traffic will be mobile in 2021.

Business Fixed Internet Traffic

- In Middle East and Africa, Business fixed Internet traffic will grow 2-fold from 2016 to 2021, a compound annual growth rate of 17%.
- In Middle East and Africa, Business fixed Internet traffic will reach 1.3 Exabytes per month in 2021, the equivalent of 322 million DVDs per month, or 440,707 DVDs per hour.
- In Middle East and Africa, Business fixed Internet traffic was 596 Petabytes per month in 2016, the equivalent of 149 million DVDs per month, or 204,174 DVDs per hour.
- Middle East and Africa's Business fixed Internet traffic grew 25% in 2016.
- Middle East and Africa's Business fixed Internet traffic was 22% of total IP traffic in 2016, and will be 8% of total IP traffic in 2021.
- Middle East and Africa's Business fixed Internet traffic was 73% of Business IP traffic in 2016, and will be 65% of Business IP traffic in 2021.

Business Mobile Traffic

- In Middle East and Africa, Business mobile data traffic will grow 8-fold from 2016 to 2021, a compound annual growth rate of 52%.
- In Middle East and Africa, Business mobile data traffic will reach 499 Petabytes per month in 2021, the equivalent of 125 million DVDs per month, or 170,787 DVDs per hour.
- In Middle East and Africa, Business mobile data traffic was 61 Petabytes per month in 2016, the equivalent of 15 million DVDs per month, or 20,829 DVDs per hour.
- Middle East and Africa's Business mobile data traffic grew 89% in 2016.
- Middle East and Africa's Business mobile data traffic was 2.3% of total IP traffic in 2016, and will be 3.2% of total IP traffic in 2021.
- Middle East and Africa's Business mobile data traffic was 7% of Business IP traffic in 2016, and will be 25% of Business IP traffic in 2021.
- Middle East and Africa's Business mobile data traffic was 9% of Business Internet traffic in 2016, and will be 28% of Business Internet traffic in 2021.

Business IP WAN Traffic

- In Middle East and Africa, Business IP WAN traffic will grow 1-fold from 2016 to 2021, a compound annual growth rate of 5%.
- In Middle East and Africa, Business IP WAN traffic will reach 199 Petabytes per month in 2021, the equivalent of 50 million DVDs per month, or 68,183 DVDs per hour.
- In Middle East and Africa, Business IP WAN traffic was 157 Petabytes per month in 2016, the equivalent of 39 million DVDs per month, or 53,859 DVDs per hour.
- Middle East and Africa's Business IP WAN traffic grew 19% in 2016.
- Middle East and Africa's Business IP WAN traffic was 6% of total IP traffic in 2016, and will be 1% of total IP traffic in 2021.
- Middle East and Africa's Business IP WAN traffic was 19% of Business IP traffic in 2016, and will be 10% of Business IP traffic in 2021.

Business Internet Video Traffic

- In Middle East and Africa, Business Internet video traffic will grow 3.8-fold from 2016 to 2021, a compound annual growth rate of 31%.
- In Middle East and Africa, Business Internet video traffic will reach 1.3 Exabytes per month in 2021, the equivalent of 323 million DVDs per month, or 442,384 DVDs per hour.
- In Middle East and Africa, Business Internet video traffic was 341 Petabytes per month in 2016, the equivalent of 85 million DVDs per month, or 116,854 DVDs per hour.
- Middle East and Africa's Business Internet video traffic grew 46% in 2016.
- In Middle East and Africa, Internet video will be 72% of all business Internet traffic in 2021, up from 52% in 2016.