


HOW TO RUN A FIND YOURSELF IN THE FUTURE EVENT ON-CAMPUS AT A CISCO NETWORKING ACADEMY

Visit: [Find Yourself In The Future website](#)
Amplify: [#findyourfuture](#)
[On-demand recordings](#)



Use digital Kit to promote the event



Book venue that can seat those you wish to invite




Send email out advertising the event + asking students to register




Ensure venue has equipment needed



You will need a data projector



Cable for your PC to connect to the network as the event will run off the internet



Speakers to be connected to your PC. Ensure you have good sound quality that can travel around the room



Back Up Laptop that has been configured to connect to your network and has internet access



Cable to connect data projector to laptop to beam the event onto data projector screen



1 week out from the event contact local NetAcad Program Manager to organize a test with Cisco TV



Join the event on the day using link proved by Program Manager / Cisco TV



Get students to send photos, comments or questions to #womenrockit + tells us about your event