



Únorové novinky Webexu

Jaroslav Martan

23. 2. 2023

Agenda

- Meetings & Webinars
 - Webinar attendee access from video device
 - Virtual background enforced
 - Ad-hoc meeting from video device
 - Dual camera on mobile device
- Devices
 - RoomOS 11.2 – MTR beta on Board Pro & Desk Pro

Device join as attendees in Webinars



- Attendees can now join webinars from Webex cloud device – perfect for bringing employees together during webinars, such as company All-Hands.
- Attendees will need to enter webinar ID and password on the cloud device, then they join the webinar as attendee from the device.
- This release doesn't support webinar with webcast view for attendees.

Note: this release support cloud device which allows keyboard entry. For webinars that require attendees to sign in, the attendees will cannot join via a device.

Ability for IT admin to custom select virtual backgrounds for users

Virtual Background

These settings control virtual backgrounds on Webex meetings, one to one video calls, and meetings in spaces.

	Internal meetings & video calls	External meetings
Allow virtual backgrounds	<input checked="" type="checkbox"/>	N/A
<input checked="" type="checkbox"/> Allow default Webex backgrounds	N/A	N/A
<input checked="" type="checkbox"/> Allow admin-uploaded backgrounds (excluding guests)	N/A	N/A
<input checked="" type="checkbox"/> Allow guests to use admin-uploaded backgrounds	N/A	N/A
<input type="checkbox"/> Allow all users to use their own backgrounds	N/A	N/A
Enforce virtual backgrounds	<input checked="" type="checkbox"/>	<input checked="" type="checkbox"/>
<input type="radio"/> Allow all admin-uploaded backgrounds	<input type="radio"/> Allow all admin-uploaded backgrounds	<input type="radio"/> Allow all admin-uploaded backgrounds
<input checked="" type="radio"/> Allow selected only Manage (3)	<input checked="" type="radio"/> Allow selected only Manage (2)	<input type="radio"/> Allow selected only Manage (2)

Control Virtual Backgrounds by Webex Site

Customize virtual background settings for every Webex site.

[Override](#)

Upload Virtual Backgrounds

Upload images for users' virtual backgrounds during Webex meetings and video calls.

[Upload](#) 10 images

- Currently, under Control Hub's Organization Settings, there is an option to "Enforce virtual backgrounds" (require users to have a virtual background) for all external meetings. When admins enable this option, all required virtual backgrounds are set to Webex's executive office background and users can't change it when they start video.
- With this new release, there will now also be an "Enforce virtual backgrounds" setting for all internal meetings, as well as two sub-options for admins to allow more backgrounds that users can choose from when they start video:
 - "Allow all admin-uploaded backgrounds": users can select between Webex's executive office background and admin-uploaded backgrounds.
 - "Allow selected only": users can select between Webex's executive office background and selected admin-uploaded backgrounds.







Invite

Q Name, email, phone or device

or

 Get meeting link



Mute



Leave






Invite

🔍 Name, email, phone or device

or

🔗 Get meeting link

- 📱 Copy to my phone >
- ✉ Send to my email >



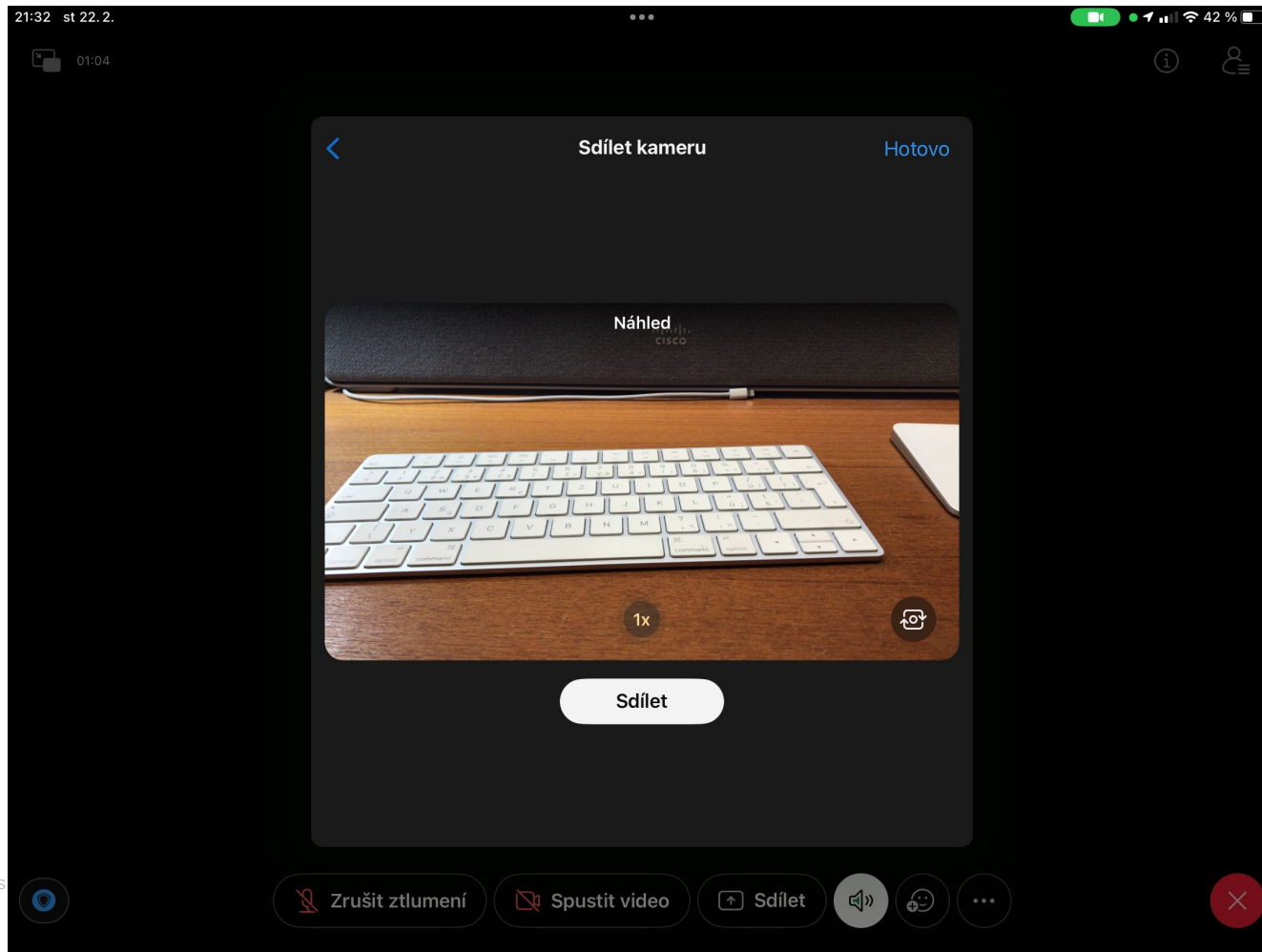
Mute



Leave



Share from video camera on mobile

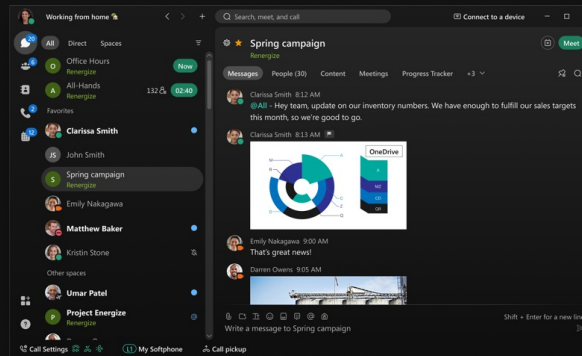


MTR on Cisco Devices

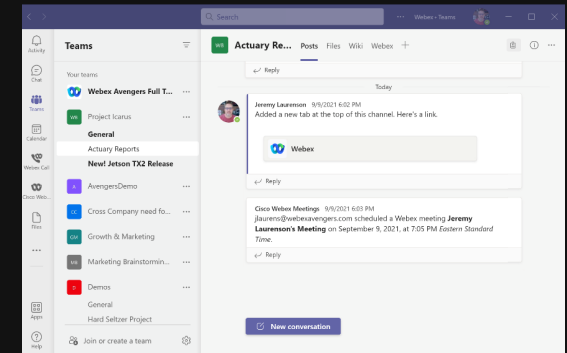
Webex and Microsoft: Better Together



Join Microsoft meetings
on Cisco Devices



Integrate Webex
with Microsoft Ecosystem



Embed Webex into
Microsoft Teams

Collaboration devices for any workspace

For any worker, any workstyle, anywhere




Desk
Cameras &
Headsets



Teams Panels



Desk Pro



Room Bar



Room EQ



Kit Pro



Board Pro
55" & 75"

Teams Certified Accessories

Teams Display

Microsoft Teams Rooms

Small
Medium
Large
Ideation

Cisco Webex Board Pro is a touch device offering native Microsoft Whiteboard and Teams meetings.

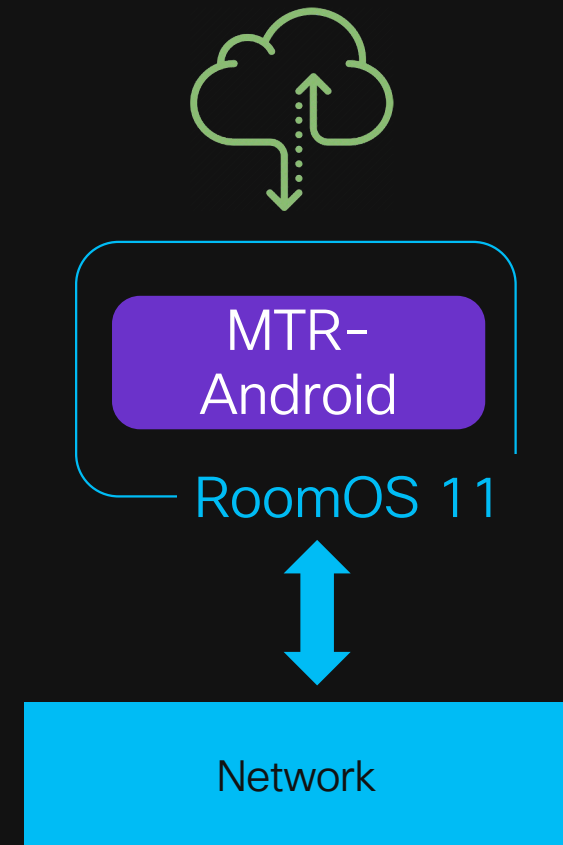


Board Pro 55/75



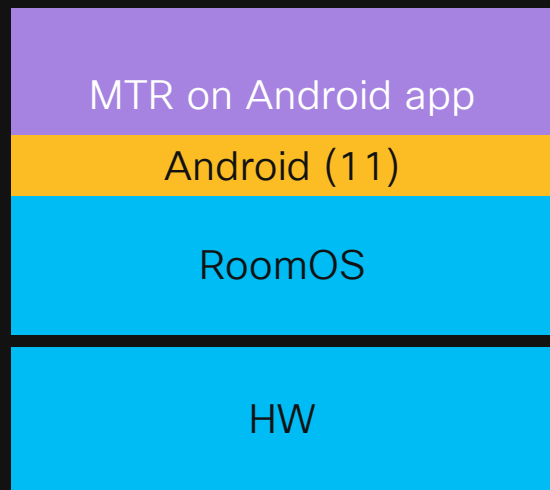
Android as a container

- Network traffic is handled by RoomOS, which has Cisco Security built-in.
- Android is containerized/sandboxed and not visible to the network
- Device updates become uncritical from a security perspective and can be managed via Control Hub
- SW updates will be tested to the same security standard as per all our devices



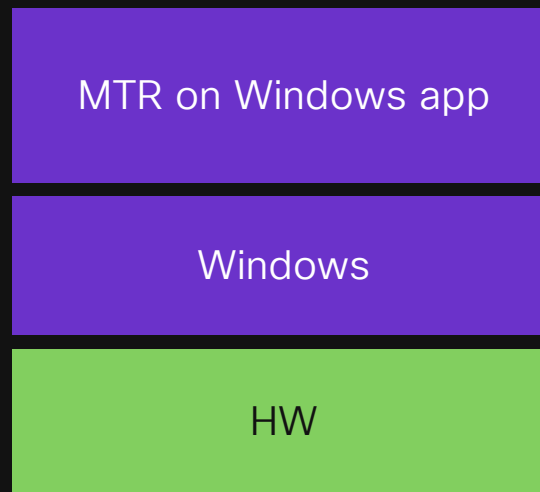
Cisco MTR runs as a contained, secure Android-based application on RoomOS

Cisco Board Pro – MTRoA on RoomOS



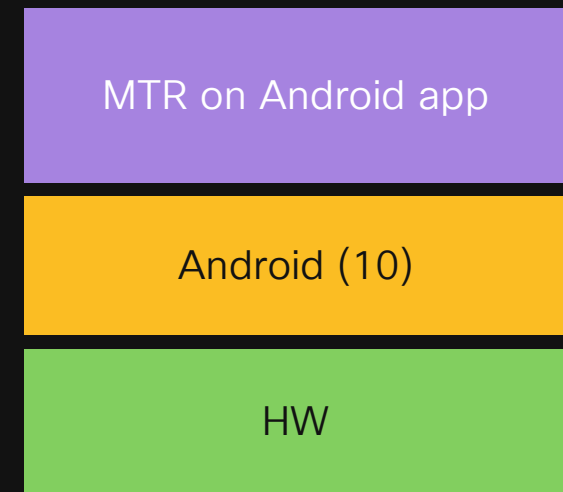
Updated by Cisco

Microsoft Surface Hub 2S



Updated by Microsoft

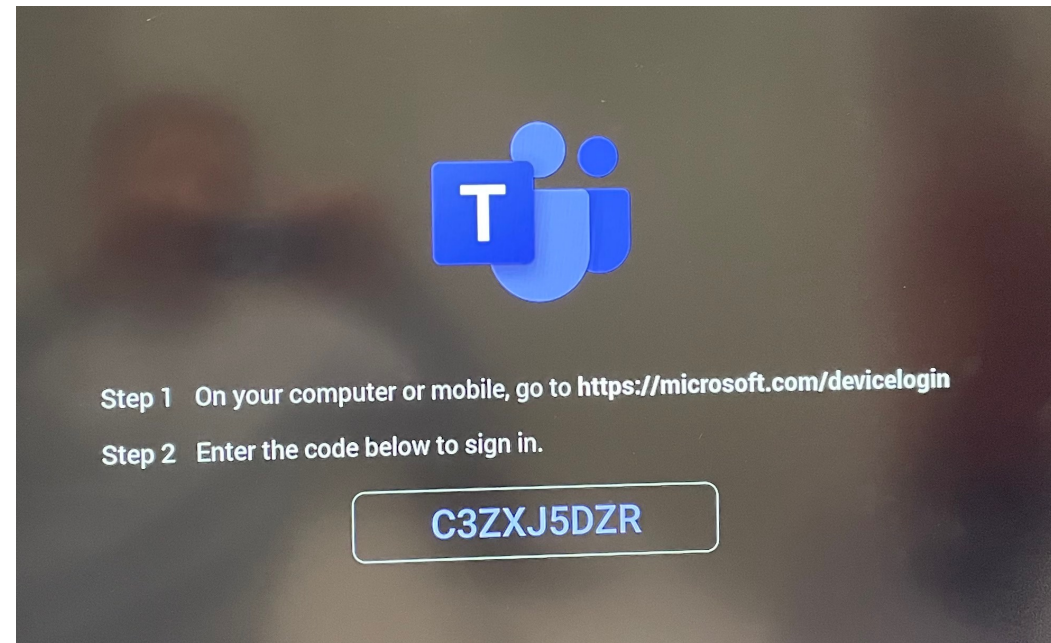
Other MTRoA devices



Provided by Android managed by vendor

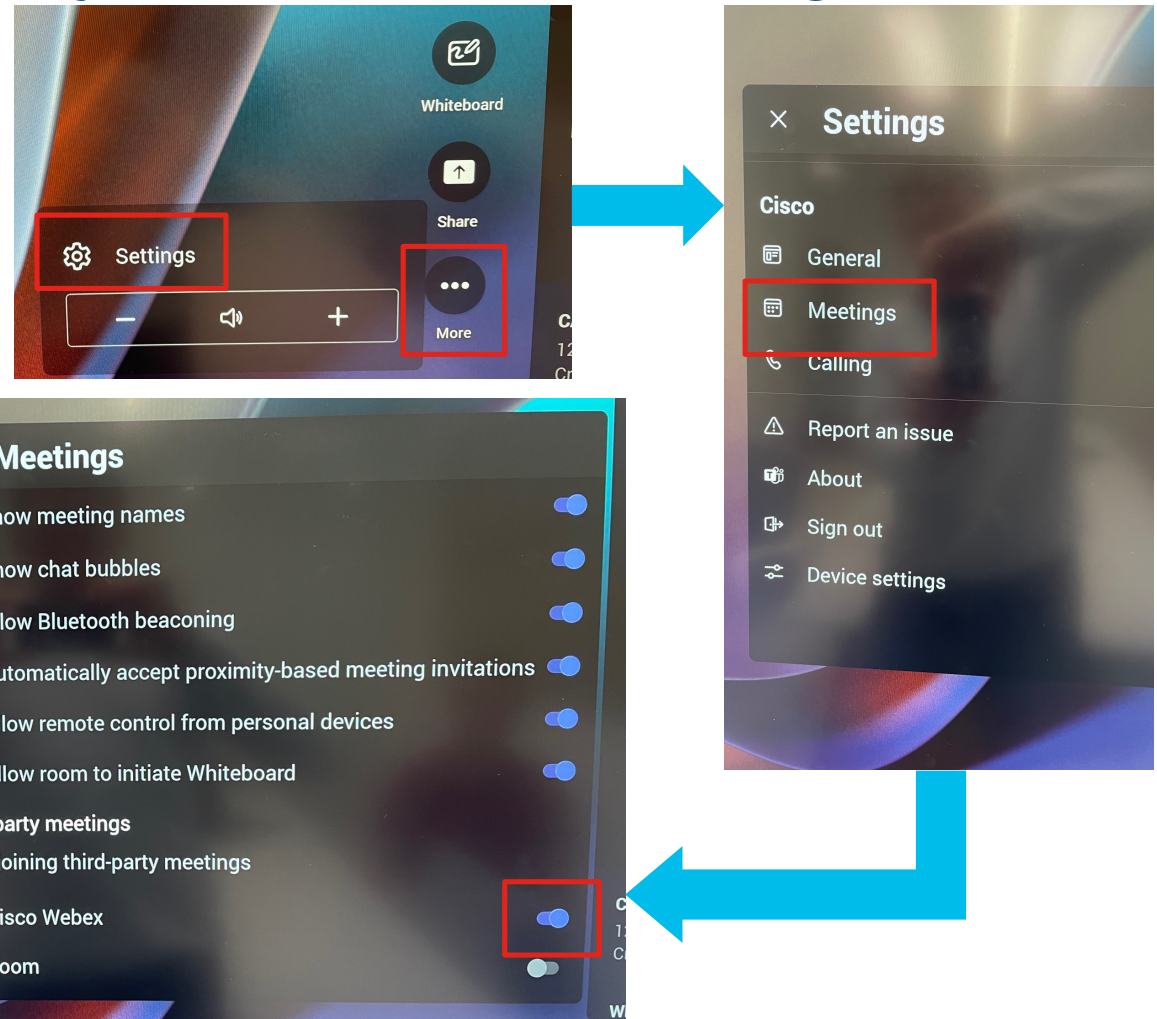
Login to the Device

- Open <https://microsoft.com/devicelogin>
- Enter the code from the device
- Use your or room **O365 account** to login



Frist time use – allow to join Webex Meetings

- Click on (...) and Settings
- Click on Meetings
- Check Cisco Webex



Join Meeting from Calendar



- Click Join

Full-featured Webex meetings in MTR mode

