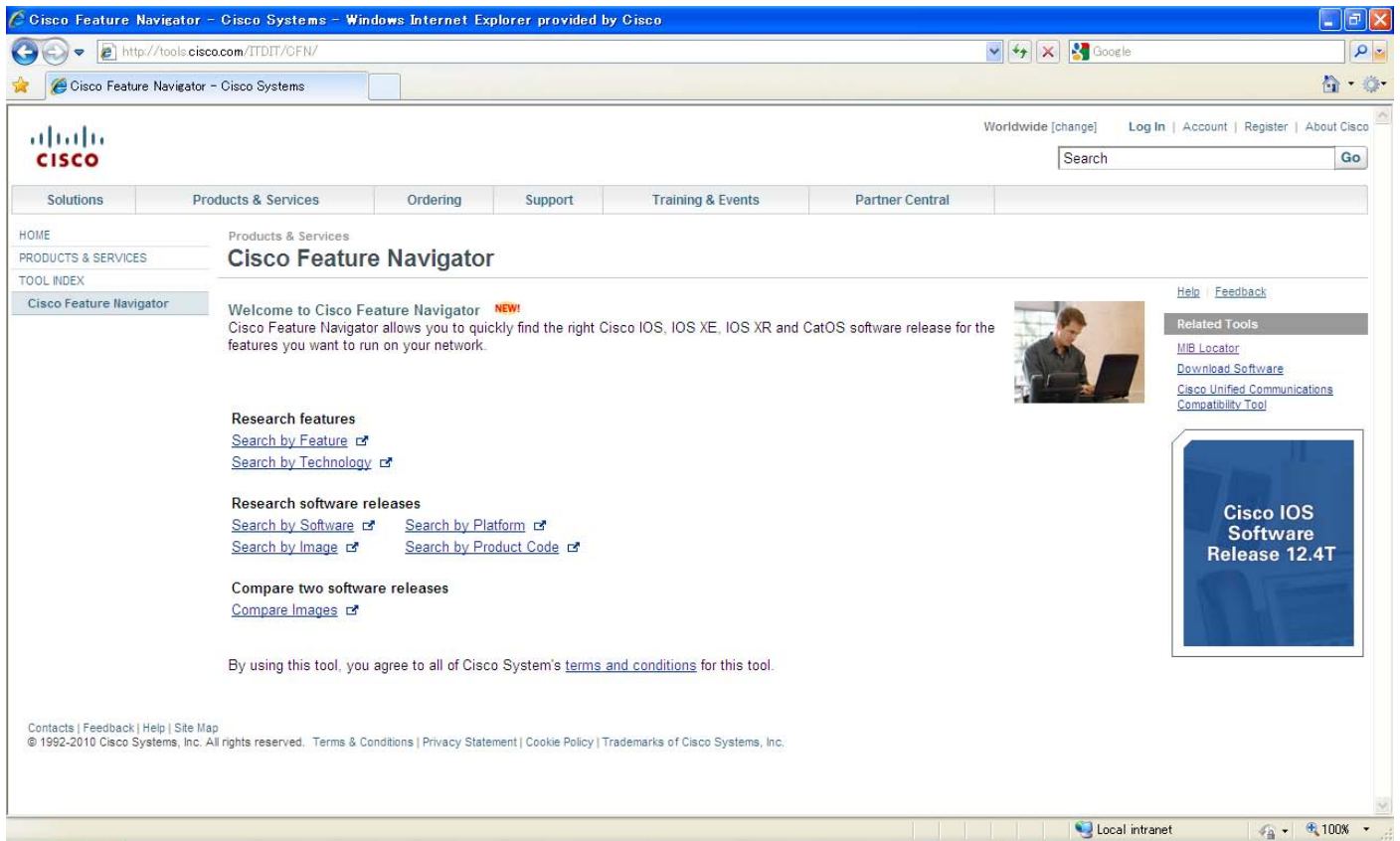




Cisco Feature Navigator 簡易説明書

<http://tools.cisco.com/ITDIT/CFN/>

上記へアクセスすると下記画面が表示されます。



各項目の説明

Research features (機能による調査)

Search by Feature : 機能による検索

Search by Technology : テクノロジーによる検索

Research software releases (ソフトウェアリリースによる調査)

Search by Software : ソフトウェアによる検索

Search by Platform : プラットフォームによる検索

Search by Image : イメージによる検索

Search by Product Code : 製品コードによる検索

Compare two software releases (2つのソフトウェアリリース比較)

Compare Images : イメージ比較

(1) Search by Feature : 機能による検索方法

Cisco Feature Navigator - Cisco Systems - Windows Internet Explorer provided by Cisco

Search by Feature Search by Technology Search by Software Compare Images

Objective : Find releases that support selected features.

All 0 1 2 3 4 5 6 7 8 9 A B C D E F G H I J K L M N O P Q R S T U V W X Y Z

Filter by full or partial feature name

Search

Available Features

- 1000 EX Long Range SFP Support
- 2 Gbps Fibre Channel Protocol Monitoring
- 2 x 32-Bit Counters
- 2547oDMVPN - Enabling Traffic Segmentation within ..
- 256 CAM Entries
- 256+ VLANs
- 256MB Memory Capacity Enhancement
- 3 Level Egress QoS Policy
- 3 level hierarchical policy map support for PXF
- 32K EVC Scale
- 3G Mobile Video Contact Center
- 4 Level Scheduler

Show Description(s)

Selected Features

----- None Selected -----

Add >

< Delete

<< Clear All

Continue

New Search

Help:

Step 1: Find features by clicking on a letter, entering letters in the search box, or by selecting from the list of Available Features. Select All displays all features in Available features.

Step 2: Click on features in the Available Features box, then use the Add button to move them to the Selected Features box. Repeat to add a maximum of 20 features per search.

Step 3: Click Continue to display supported releases for the selected features.

© 1992-2010 Cisco Systems, Inc. All rights reserved. Terms & Conditions | Privacy Statement | Cookie Policy | Trademarks of Cisco Systems, Inc.

Done Local intranet 100%

「Filter by full or partial feature name」に特定の機能名を記入して「Search」ボタンをクリックします。この機能は、「Available Features」に表示されるリストを絞ることができます。この機能を使わずに、「Available Features」からリストを選択することも可能です。

ここでは、例として「WebVPN」を検索します。「Available Features」から「WebVPN」を選択して、「Add>」ボタンをクリックします。すると「Selected Features」に「WebVPN」が追加されます。次に、「Continue」ボタンをクリックします。

もし「WebVPN」の機能説明を見たい場合は、「Available Features」から「WebVPN」を選択して「Show Description(s)」ボタンをクリックすると、別ウィンドウで「WebVPN」の機能説明が表示されます。

Cisco Feature Navigator - Cisco Systems - Windows Internet Explorer provided by Cisco

CISCO Cisco Feature Navigator

Search by Feature | Search by Technology | Search by Software | Compare Images

Objective: Define a specific software image in order to view its supported features.
 Select from the pull down menus to find releases which support particular platform and feature set combinations. View your results in the table below and repeat as necessary to define a specific software image.

Your Selections:

All Software Orderable Software Only

Features: [WebVPN](#)

Software: **IOS**

Major Release:

Release:

Platform:

Feature Set/License(s):

[New Search](#)

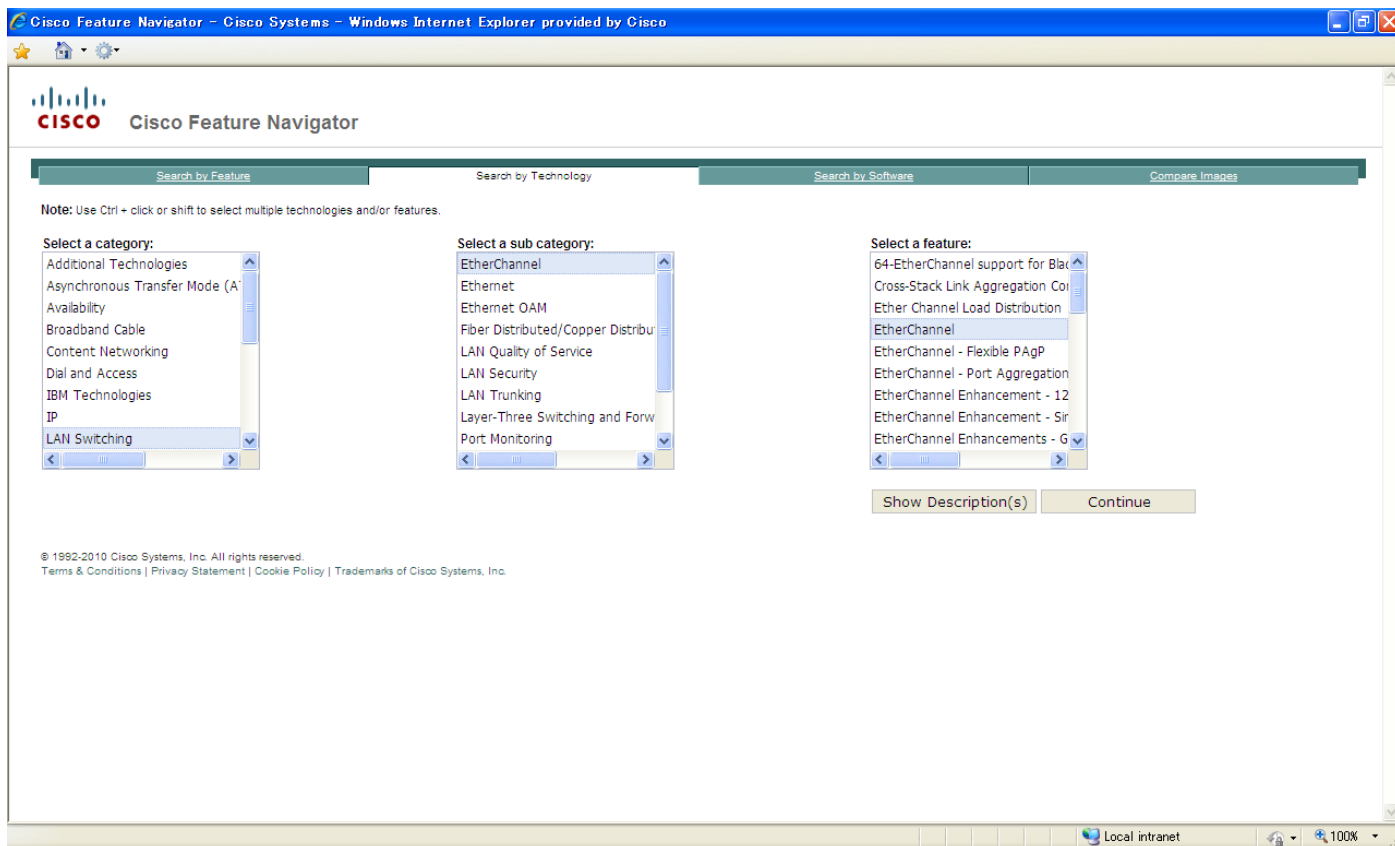
Search Results

Release	Platform	Feature Set/License	Image Name	DRAM	Flash
15.1(2)T	1801	ADVANCED ENTERPRISE SERVICES	c180x-adventerprisek9-mz.151-2.T.bin	256	64
15.1(2)T	1801	ADVANCED IP SERVICES	c180x-advipservicesk9-mz.151-2.T.bin	256	64
15.1(2)T	1802	ADVANCED ENTERPRISE SERVICES	c180x-adventerprisek9-mz.151-2.T.bin	256	64
15.1(2)T	1802	ADVANCED IP SERVICES	c180x-advipservicesk9-mz.151-2.T.bin	256	64
15.1(2)T	1803	ADVANCED ENTERPRISE SERVICES	c180x-adventerprisek9-mz.151-2.T.bin	256	64
15.1(2)T	1803	ADVANCED IP SERVICES	c180x-advipservicesk9-mz.151-2.T.bin	256	64
15.1(2)T	1805	ADVANCED IP SERVICES	c1805-advipservicesk9-mz.151-2.T.bin	256	64
15.1(2)T	1811	ADVANCED ENTERPRISE SERVICES	c181x-adventerprisek9-mz.151-2.T.bin	256	64
15.1(2)T	1811	ADVANCED IP SERVICES	c181x-advipservicesk9-mz.151-2.T.bin	256	64
15.1(2)T	1812	ADVANCED ENTERPRISE SERVICES	c181x-adventerprisek9-mz.151-2.T.bin	256	64
15.1(2)T	1812	ADVANCED IP SERVICES	c181x-advipservicesk9-mz.151-2.T.bin	256	64
15.1(2)T	1841	ADVANCED ENTERPRISE SERVICES	c1841-adventerprisek9-mz.151-2.T.bin	192	64
15.1(2)T	1841	ADVANCED IP SERVICES	c1841-advipservicesk9-mz.151-2.T.bin	192	64

Done Local intranet 100%

すると上記画面が出てきますので、必要に応じて「Major Release」「Release」「Platform」「Feature Set/License(s)」を選択してください。そうしますと、「Search Results」のリストを絞り込むことが可能です。

(2) Search by Technology : テクノロジーによる検索方法



ここでは、例として「Select a category:」を「LAN Switching」、「Select a sub category:」を「EtherChannel」、「Select a feature:」を「EtherChannel」とします。次に、「Continue」ボタンをクリックします。もし「EtherChannel」の機能説明を見たい場合は、「Show Description(s)」ボタンをクリックすると、別ウィンドウで「EtherChannel」の機能説明が表示されます。

Cisco Feature Navigator - Cisco Systems - Windows Internet Explorer provided by Cisco

CISCO Cisco Feature Navigator

Search by Feature | Search by Technology | Search by Software | Compare Images

Objective: Define a specific software image in order to view its supported features.
 Select from the pull down menus to find releases which support particular platform and feature set combinations. View your results in the table below and repeat as necessary to define a specific software image.

Your Selections:

All Software Orderable Software Only

Features: [EtherChannel](#)

Software: **IOS**

Major Release: Select One

Release: All Releases

Platform: All Platforms

Feature Set/License(s): All Feature Sets/Licenses

[New Search](#)

Search Results

Release	Platform	Feature Set/License	Image Name	DRAM	Flash
12.2(99)SX1018	7600-SUP720/MSFC3	ADVANCED ENTERPRISE SERVICES SSH	s72033-adventerprisek9_wan-mz.122-99.SX1018.bin	512	128
12.2(99)SX1018	CAT6000-SUP720/MSFC3	ADVANCED ENTERPRISE SERVICES SSH	s72033-adventerprisek9_wan-mz.122-99.SX1018.bin	512	128
12.2(99)SX1018	CAT6000-SUP720/MSFC3	ADVANCED ENTERPRISE SERVICES SSH (MODULAR)	s72033-adventerprisek9_wan-vz.122-99.SX1018.bin	512	128
12.2(54)SG	CAT4500-SUP2-PLUS	IP BASE SSH	cat4500-ipbasek9-mz.122-54.SG.bin	256	64
12.2(54)SG	CAT4500-SUP2-PLUS	IP BASE UPGRADE SSH	cat4500-ipbasek9-mz.122-54.SG.bin	256	64
12.2(54)SG	CAT4500-SUP2-PLUS	IP BASE UPGRADE W/O CRYPTO	cat4500-ipbase-mz.122-54.SG.bin	256	64
12.2(54)SG	CAT4500-SUP2-PLUS	IP BASE W/O CRYPTO	cat4500-ipbase-mz.122-54.SG.bin	256	64
12.2(54)SG	CAT4500-SUP2-PLUS-10GE	IP BASE SSH	cat4500-ipbasek9-mz.122-54.SG.bin	256	64
12.2(54)SG	CAT4500-SUP2-PLUS-10GE	IP BASE UPGRADE SSH	cat4500-ipbasek9-mz.122-54.SG.bin	256	64
12.2(54)SG	CAT4500-SUP2-PLUS-10GE	IP BASE UPGRADE W/O CRYPTO	cat4500-ipbase-mz.122-54.SG.bin	256	64
12.2(54)SG	CAT4500-SUP2-PLUS-10GE	IP BASE W/O CRYPTO	cat4500-ipbase-mz.122-54.SG.bin	256	64
12.2(54)SG	CAT4500-SUP2-PLUS-10GE	LAN BASE SSH	cat4500-lanbasek9-mz.122-54.SG.bin	256	64
12.2(54)SG	CAT4500-SUP2-PLUS-10GE	LAN BASE W/O CRYPTO	cat4500-lanbase-mz.122-54.SG.bin	256	64

すると上記画面が出てきますので、必要に応じて「Major Release」「Release」「Platform」「Feature Set/License(s)」を選択してください。そうしますと、「Search Results」のリストを絞り込むことが可能です。

(3) Search by Software : ソフトウェアによる検索方法

Cisco Feature Navigator - Cisco Systems - Windows Internet Explorer provided by Cisco

CISCO Cisco Feature Navigator

Search by Feature Search by Technology Search by Software Compare Images

Select one of the following methods to find features in a specific Cisco release.

Software

Platform

Image Name
example: c7200-js66i-mz.12.0-1

Product Number
example: SF105CW4-11.3.9

© 1992-2010 Cisco Systems, Inc. All rights reserved.
Terms & Conditions | Privacy Statement | Cookie Policy | Trademarks of Cisco Systems, Inc.

Local intranet 100%

ここでは例として、「IOS」を選択します。次に、「Continue」ボタンをクリックします。

Cisco Feature Navigator - Cisco Systems - Windows Internet Explorer provided by Cisco

CISCO Cisco Feature Navigator

Search by Feature | Search by Technology | Search by Software | Compare Images

Select a major release and click "Continue":

Software: IOS
 Major Release: 15.1T

New Search | Continue

Cisco IOS Quick Pick Latest Release

GD Release	12.4(9)XG5 12.4(2)XB11 12.3(26) 12.2(46a) 12.1(27b) 12.0(28d)
LD Release	12.4(13) 12.4(4)XD11 12.4(4)T3 12.3(17c) 12.3(8)JEC3 12.3(8)JEB1 12.3(6)JEA3 12.2(33)SRE 12.2(33)SRB5a 12.2(33)SRA7 12.2(31)SB18 12.2(25)S13 12.2(21) 12.2(6)TPC10c 12.2(1)M0 12.1(27b)E1 12.1(12a) 12.1(5)T15 12.0(32)S13 12.0(30)SZ4 12.0(7a) 12.0(2a)T1
ED Release	15.1(2)T 15.1(1)XB 15.0(1)M2 12.4(24)T3 12.4(22)YB5 12.4(22)XR5 12.4(21a)JA2 12.4(15)XZ2 12.4(15)XY5 12.4(15)XF 12.4(14)XK 12.4(11)XW10 12.4(11)XJ4 12.4(6)XT2 12.4(6)XP 12.4(6)XE3 12.4(4)XD12 12.4(4)XC7 12.4(3)UL2 12.4(2)XB10 12.4(2)XA2 12.3(23)BC9 12.3(14)YX17 12.3(14)YU1 12.3(14)YT1 12.3(14)YQ6 12.3(14)TT 12.3(11)VZ2 12.3(11)VS2 12.3(11)YK3 12.3(11)YJ 12.3(11)YF4 12.3(11)XL4 12.3(11)XJ1 12.3(11)JA2 12.3(8)ZA 12.3(8)YB3 12.3(8)YH 12.3(8)YG6 12.3(8)YD1 12.3(8)YA1 12.3(8)XV7 12.3(8)XQ2a 12.3(8)XW3 12.3(8)JEC2 12.3(7)XS2 12.3(7)XR7 12.3(7)XJ2 12.3(7)XJ10a 12.3(5a)B5 12.3(4)XQ1 12.3(4)XK4 12.3(4)XG5 12.3(4)XD4 12.3(4)TPC11b 12.3(2)XF 12.3(2)XE5 12.3(2)XC5 12.3(2)XB3 12.3(2)WA7 12.3(2)VL4 12.3(2)UJ3 12.3(1a)BW 12.2(54)SG 12.2(54)SE 12.2(52)XO 12.2(46)EY 12.2(46)EX 12.2(33)XNE2 12.2(33)SX4 12.2(33)SYH7 12.2(33)SBE1 12.2(33)SRD4 12.2(33)SRD6 12.2(33)SRB7 12.2(33)SRA5 12.2(33)SCB6 12.2(33)SBB8 12.2(31)SGA11 12.2(30)S1 12.2(29a) SV1 12.2(27)SBC5 12.2(25)SEG3 12.2(25)SEF3 12.2(25)SFE4 12.2(25)SED1 12.2(25)SEC2 12.2(25)SEB4 12.2(25)SEA 12.2(25)FZ 12.2(25)FX 12.2(25)EZ1 12.2(25)EWA14 12.2(25)EW 12.2(20)EU2 12.2(18)ZYA3 12.2(18)ZV2 12.2(18)ZU2 12.2(18)SXF9 12.2(18)SXE6b 12.2(18)SXD7b 12.2(17a)SX811a 12.2(17b)SXA2 12.2(17a)SX4 12.2(16)BX3 12.2(15)ZL1 12.2(15)ZJ5 12.2(15)XR2 12.2(15)T18 12.2(15)UK5 12.2(15)JA 12.2(15)BC2c 12.2(14)ZA7 12.2(14)SZ6 12.2(14)SY5 12.2(14)SU2 12.2(13)ZP4 12.2(13)ZH10 12.2(13)ZG 12.2(13)ZF2 12.2(13)ZE 12.2(13)ZD4 12.2(13)ZC 12.2(11)YZ2 12.2(11)YX1 12.2(11)YV1 12.2(11)YU 12.2(11)YT2 12.2(11)YQ 12.2(8)ZB8 12.2(8)YN1 12.2(8)YM 12.2(8)YD3 12.2(8)TPC10a 12.2(2)YK1 12.2(1)XS2 12.1(27b)E4 12.1(26)EB1 12.1(22)EA13 12.1(22)AY1 12.1(20)EW4 12.1(20)EUI 12.1(20)E03 12.1(14)AZ 12.1(14)AX4 12.1(11b)EX1 12.1(11)YJ4 12.1(1)T20 12.0(33)S6 12.0(32)SY11 12.0(30)SZ10 12.0(21)ST7 12.0(7)T2 12.0(5)XQ1
MD Release	12.4(25c) 12.4(24)T

© 1992-2010 Cisco Systems, Inc. All rights reserved.
 Terms & Conditions | Privacy Statement | Cookie Policy | Trademarks of Cisco Systems, Inc.

ここでは例として「Major Release」を「15.1T」と選択して、「Continue」ボタンをクリックします。

Cisco Feature Navigator - Cisco Systems - Windows Internet Explorer provided by Cisco

CISCO Cisco Feature Navigator

Search by Feature | Search by Technology | Search by Software | Compare Images

Objective: Define a specific software image in order to view its supported features.
Select from the pull down menus to find releases which support particular platform and feature set combinations. View your results in the table below and repeat as necessary to define a specific software image.

Your Selections:

All Software Orderable Software Only

Software: **IOS**

Major Release: **15.1T**

Release: Select One

Platform: Select One

Feature Set/License(s): Select One

[New Search](#) [Show All Software](#)

NOTE: The features listed below are not available in every software image.

Search Results

Features

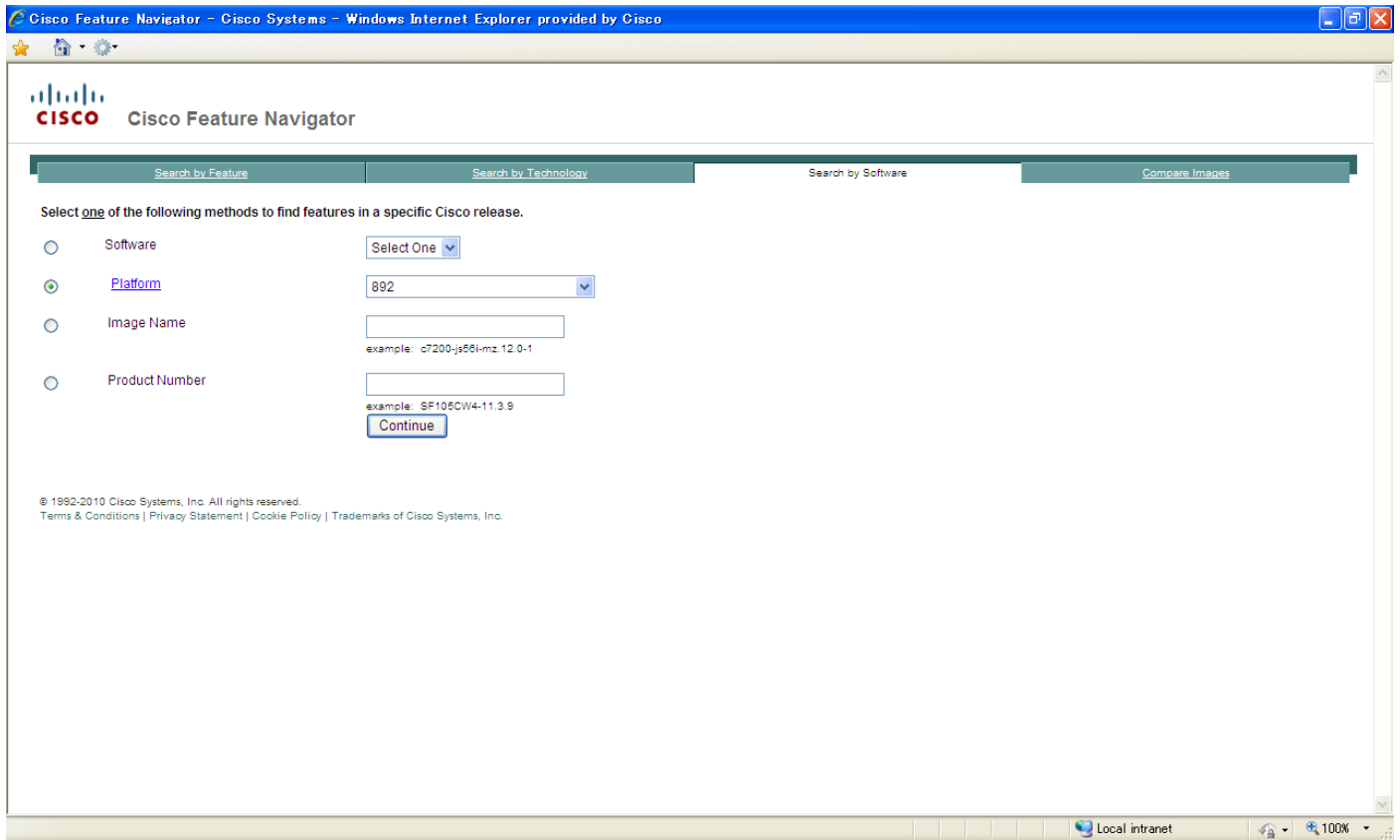
- [3G Mobile Video Contact Center](#)
- [SRK CSU Support for Cisco Signaling Link Terminal \(SLT\)](#)
- [802.1p CoS - PPP & PPPoE Control Frames](#)
- [AAA Authorization and Authentication Cache](#)
- [AAA Broadcast Accounting](#)
- [AAA Broadcast Accounting - Mandatory Response Support](#)
- [AAA Call Trace Messages](#)
- [AAA CLI Stop Record Enhancement](#)

Done Local intranet 100%

すると上記画面が出てきますので、必要に応じて「Major Release」「Release」「Platform」「Feature Set/License(s)」を選択してください。そうしますと、「Search Results」のリストを絞り込むことが可能です。

もし Features リストに表示される各機能の説明を見たい場合、それぞれのリンクをクリックするとその機能の説明が別ウィンドウで表示されます。

(4) Search by Platform : プラットフォームによる検索方法



The screenshot shows the Cisco Feature Navigator web application in a Windows Internet Explorer browser window. The page title is "Cisco Feature Navigator - Cisco Systems - Windows Internet Explorer provided by Cisco". The main content area has a navigation bar with four tabs: "Search by Feature", "Search by Technology", "Search by Software", and "Compare Images". Below the navigation bar, there is a heading: "Select one of the following methods to find features in a specific Cisco release." There are four radio button options: "Software" (with a "Select One" dropdown), "Platform" (selected, with a dropdown menu showing "892"), "Image Name" (with a text input field and an example "c7200-js66i-mz.12.0-1"), and "Product Number" (with a text input field and an example "SF105CW4-11.3.9"). A "Continue" button is located below the "Product Number" field. At the bottom left, there is a copyright notice: "© 1992-2010 Cisco Systems, Inc. All rights reserved. Terms & Conditions | Privacy Statement | Cookie Policy | Trademarks of Cisco Systems, Inc." The browser's status bar at the bottom shows "Local intranet" and "100%".

ここでは例として「Platform」を「892」と選択して、「Continue」ボタンをクリックします。

Cisco Feature Navigator - Cisco Systems - Windows Internet Explorer provided by Cisco

CISCO Cisco Feature Navigator

Search by Feature | Search by Technology | Search by Software | Compare Images

Objective: Define a specific software image in order to view its supported features.
Select from the pull down menus to find releases which support particular platform and feature set combinations. View your results in the table below and repeat as necessary to define a specific software image.

Your Selections:

All Software Orderable Software Only

Platform: 892
Software: IOS
Major Release: Select One
Release: Select One
Feature Set/License(s): Select One

[New Search](#) [Show All Software](#)

NOTE: The features listed below are not available in every software image.

Search Results

Features

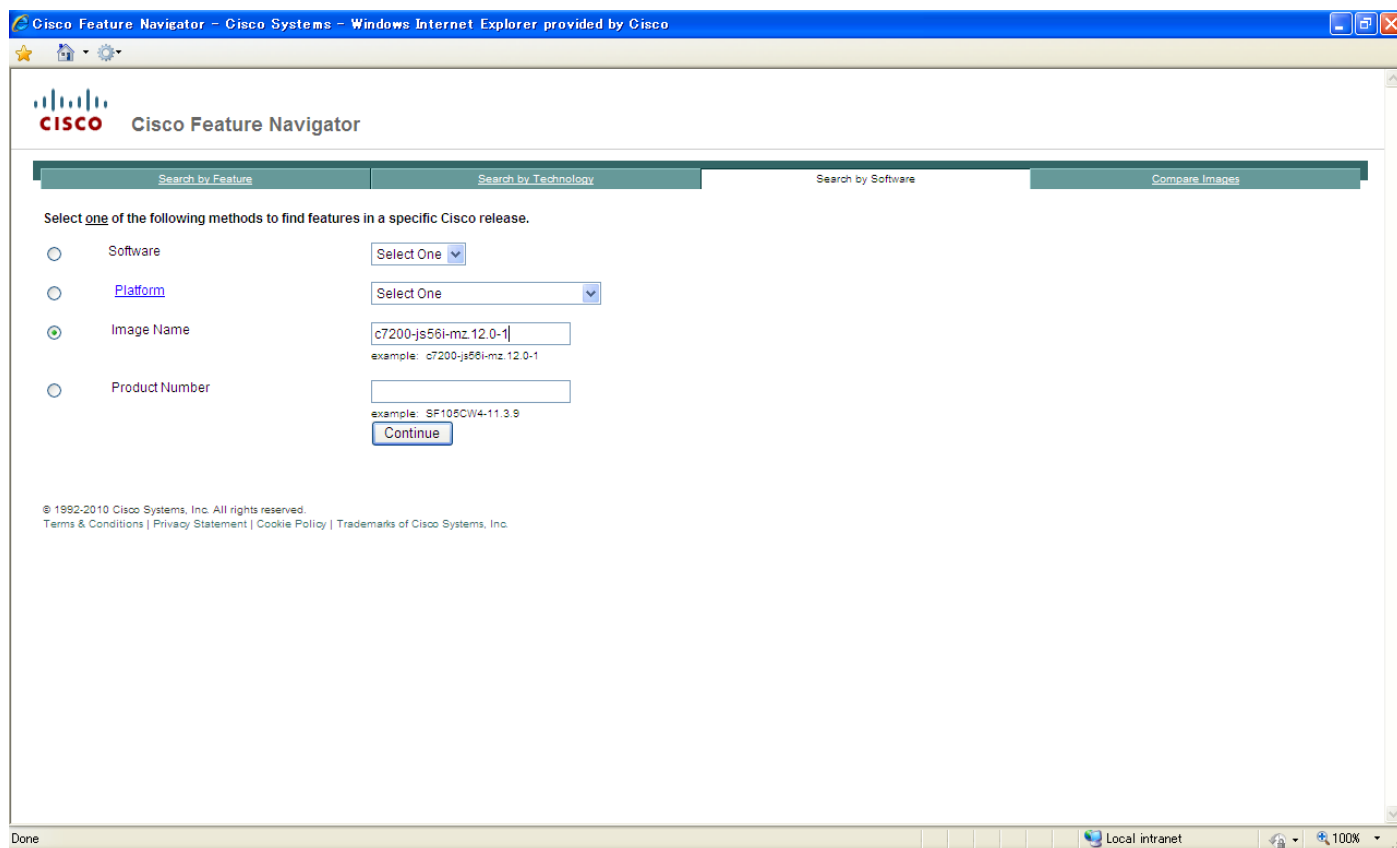
- [AAA Authorization and Authentication Cache](#)
- [AAA Broadcast Accounting](#)
- [AAA Broadcast Accounting - Mandatory Response Support](#)
- [AAA Call Trace Messages](#)
- [AAA CLI Stop Record Enhancement](#)
- [AAA DNIS Map for Authorization](#)
- [AAA Double Authentication Secured by Absolute Timeout](#)
- [AAA Per-User Scalability](#)
- [AAA Resource Accounting](#)

Done Local intranet 100%

すると上記画面が出てきますので、必要に応じて「Major Release」「Release」「Platform」「Feature Set/License(s)」を選択してください。そうしますと、「Search Results」のリストを絞り込むことが可能です。

もし Features リストに表示される各機能の説明を見たい場合、それぞれのリンクをクリックするとその機能の説明が別ウィンドウで表示されます。

(5) Search by Image : イメージによる検索検索方法



Cisco Feature Navigator - Cisco Systems - Windows Internet Explorer provided by Cisco

CISCO Cisco Feature Navigator

Search by Feature | Search by Technology | Search by Software | Compare Images

Select one of the following methods to find features in a specific Cisco release.

- Software
- Platform
- Image Name
example: c7200-js56i-mz.12.0-1
- Product Number
example: SF105CW4-11.3.9

© 1992-2010 Cisco Systems, Inc. All rights reserved.
Terms & Conditions | Privacy Statement | Cookie Policy | Trademarks of Cisco Systems, Inc.

Done Local intranet 100%

ここでは、例として「Image Name」を「c7200-js56i-mz.12.0-1」と記入し、「Continue」ボタンをクリックします。

Cisco Feature Navigator - Cisco Systems - Windows Internet Explorer provided by Cisco

CISCO Cisco Feature Navigator

Search by Feature Search by Technology Search by Software Compare Images

Objective: Define a specific software image in order to view its supported features.
 Select from the pull down menus to find releases which support particular platform and feature set combinations. View your results in the table below and repeat as necessary to define a specific software image.

Your Selections:

All Software Orderable Software Only

Software: **IOS**

Major Release: **12.0**

Release: 12.0(1)

Platform: 7200

Feature Set/License(s): ENTERPRISE IPSEC 56

[New Search](#)

Search Results

Image Info	
Image Name	c7200-js56-mz.120-1.bin
DRAM / Min Flash	32 / 16
Enterprise Product Number	S72AL-12.0.1 S72AL-12.0.1+

[Compare Images](#) [View MIRs](#) [Release Notes](#) [Image Unavailable](#)

Features: **Note:** A feature may appear in more than one technology.

Features

- [ACL - Reflexive Access Lists](#)
- [Additional Vendor-Proprietary RADIUS Attributes](#)
- [Address Resolution Protocol \(ARP\)](#)
- [Airline Product Set \(ALPS\)](#)
- [Always On Dynamic ISDN \(AO/DI\)](#)

すると、上記検索結果の画面が出ます。

もし **Features** リストに表示される各機能の説明を見たい場合、それぞれのリンクをクリックするとその機能の説明が別ウィンドウで表示されます。

(6) Search by Product Code : 製品コードによる検索方法

Cisco Feature Navigator - Cisco Systems - Windows Internet Explorer provided by Cisco

Search by Feature Search by Technology Search by Software Compare Images

Select one of the following methods to find features in a specific Cisco release.

Software Select One

Platform Select One

Image Name
example: c7200-js66i-mz.12.0-1

Product Number
S890VK9-15102T=
example: SF105CW4-11.3.9
Continue

© 1992-2010 Cisco Systems, Inc. All rights reserved.
Terms & Conditions | Privacy Statement | Cookie Policy | Trademarks of Cisco Systems, Inc.

Done Local intranet 100%

ここでは例として「Product Number」を「S890VK9-15102T=」と記入し、「Continue」ボタンをクリックします。

Cisco Feature Navigator - Cisco Systems - Windows Internet Explorer provided by Cisco

CISCO Cisco Feature Navigator

Search by Feature | Search by Technology | Search by Software | Compare Images

Objective: Define a specific software image in order to view its supported features.
 Select from the pull down menus to find releases which support particular platform and feature set combinations. View your results in the table below and repeat as necessary to define a specific software image.

[New Search](#)

NOTE: The features listed below are not available in every software image.

Search Results

Image Name	Release	Platform	Feature Set/License
c890-universalk9-mz.151-2.T.bin	15.1(2)T	891	UNIVERSAL
c890-universalk9-mz.151-2.T.bin	15.1(2)T	892	UNIVERSAL

Some features are dependent on product model, interface modules (i.e. Line Cards & Port Adapters), and/or require a software feature license. [Click](#) here for more information.

© 1992-2010 Cisco Systems, Inc. All rights reserved.
 Terms & Conditions | Privacy Statement | Cookie Policy | Trademarks of Cisco Systems, Inc.

Done | Local intranet | 100%

検索結果が表示されますので、見たい Image Name のリンクをクリックします。ここでは、「Platform」が「892」となっている「c890-universalk9-mz.151-2.T.bin」をクリックします。

Cisco Feature Navigator - Cisco Systems - Windows Internet Explorer provided by Cisco

CISCO Cisco Feature Navigator

Search by Feature | Search by Technology | Search by Software | Compare Images

Objective: Define a specific software image in order to view its supported features.
 Select from the pull down menus to find releases which support particular platform and feature set combinations. View your results in the table below and repeat as necessary to define a specific software image.

Your Selections:

All Software Orderable Software Only

Software: **IOS**

Major Release: **15.1T**

Release: 15.1(2)T

Platform: 892

Feature Set/License(s): UNIVERSAL

[New Search](#)

Search Results

Image Info

Image Name	c890-universalk9-mz.151-2.T.bin
DRAM / Min Flash	512 / 256
Enterprise Product Number	S890VK9-15102T S890VK9-15102T=

[Compare Images](#) | [View MIRs](#) | [Release Notes](#) | [Deferred Image](#) | [License Information](#)

Features: **Note:** A feature may appear in more than one technology.

Features	Additional License Required
AAA Authorization and Authentication Cache	
AAA Broadcast Accounting	
AAA Broadcast Accounting - Mandatory Response Support	
AAA Call Trace Messages	
AAA CLI Stop Record Enhancement	

Done | Local intranet | 100%

「c890-universalk9-mz.151-2.T.bin」の機能一覧が表示されます。

もし Features リストに表示される各機能の説明を見たい場合、それぞれのリンクをクリックするとその機能の説明が別ウィンドウで表示されます。

(7) Compare Images : イメージ比較方法

Cisco Feature Navigator - Cisco Systems - Windows Internet Explorer provided by Cisco

Search by Feature Search by Technology Search by Software Compare Images

Objective: Define two images in order to compare their supported features.

Help:
Step 1: Select Software.
Step 2: Select Major Release or Release Number.
Step 3: The remaining parameters may be selected in any order you choose.

Select First Image Parameters

Software
Select One

Major Release
Select One

Release Number
Select One

Platform
Select One

Feature Set/License(s)
Select One

Select Second Image Parameters

Software
Select One

Major Release
Select One

Release Number
Select One

Platform
Select One

Feature Set/License(s)
Select One

© 1992-2010 Cisco Systems, Inc. All rights reserved.
Terms & Conditions | Privacy Statement | Cookie Policy | Trademarks of Cisco Systems, Inc.

Done Local intranet 100%

2 つの比較したい Image 情報 (「Software」「Major Release」「Release Number」「Platform」「Feature Set/License(s)」) を選択します。

The screenshot shows the Cisco Feature Navigator interface in a browser window. The page title is "Cisco Feature Navigator". There are four tabs: "Search by Feature", "Search by Technology", "Search by Software", and "Compare Images". The "Compare Images" tab is active.

Objective: Define two images in order to compare their supported features.

Help:

- Step 1:** Select Software.
- Step 2:** Select Major Release or Release Number.
- Step 3:** The remaining parameters may be selected in any order you choose.

Radio buttons: All Software Orderable Software Only

Select First Image Parameters

- Software: IOS
- Major Release: 15.0M
- Release Number: 15.0(1)M2
- Platform: 1941
- Feature Set/License(s): UNIVERSAL (DATA & SECURITY)

Select Second Image Parameters

- Software: IOS
- Major Release: 15.0M
- Release Number: 15.0(1)M1
- Platform: 1941
- Feature Set/License(s): UNIVERSAL (DATA & SECURITY)

Search Results

First Image Information		Second Image Information	
Image Name	c1900-universalk9-mz.SPA.150-1.M2.bin	Image Name	c1900-universalk9-mz.SPA.150-1.M1.bin
DRAM / Min Flash	256 / 256	DRAM / Min Flash	512 / 256
View MIBs Release Notes Image With Software Advisory License Information		View MIBs Release Notes Image With Software Advisory License Information	

上記画面は、Cisco1941 15.0(1)M2 UNIVERSAL(DATA & SECURITY)と Cisco 1941 15.0(1)M1 UNIVERSAL(DATA & SECURITY)を比較した結果です。

もし Features リストに表示される各機能の説明を見たい場合、それぞれのリンクをクリックするとその機能の説明が別ウィンドウで表示されます。