

Experiences Amplified: How Cisco Can Fuel Better Employee, Customer, and IT Experiences for Future-Proofed Workplaces

Greg Schalmo - Senior Solutions Engineer, Collaboration/Cross Architecture, US SLED

grschalm@cisco.com
614.735.1249





Workplaces
Anywhere people and
technology work and
serve customers



A Typical Room Is Complex

Room deployments are overly complicated...

Complex to deploy
Complex to use
Complex to maintain

PC



Sensors



Digital signal processors



Wireless sharing kits & dongles



Controllers & switchers



Adapters



Experience Matters

Every Major Technology Disruption Changes the Workplace



Internet



Mobility



Cloud



Hybrid Work



AI

Workplaces Today Are Not Ready



Technology

More traffic,
more devices,
low latency needs



Security

Intensifying threats,
unmanaged devices,
wider attack surface



Operations

New complexities due
to AI, and a growing
skills shortage



People

Demands for better
experiences
in every interaction



Workplaces that Deliver Benefits for Everyone

Employees, end users, IT, and across the business

- ✓ Frictionless experiences
- ✓ Productivity
- ✓ Agility
- ✓ Safety and security
- ✓ Efficiency and cost savings

The Platform for People

EMPLOYEE EXPERIENCE

CUSTOMER EXPERIENCE


 Webex Suite

 Cisco Devices

 Webex Contact Center
& Webex Connect

 Artificial Intelligence

 Security

 Manageability

 Interoperability



AI-POWERED PLATFORM

Foundational building blocks to build, manage and scale smart spaces



Indoor
Location

X-Y location of
people and devices
Wi-Fi, BLE, UWB



Multi-sensor
Connect

Onboard, manage and get
telemetry from IoT sensors.
Open Device & partner
ecosystem



AI-Maps

Intuitive maps for spatial
context. Rich meta data
for multiple use cases



Occupancy

Presence & people
count across building,
floor, room, desk



Wi-Fi
Onboarding


Seamless connect to Wi-Fi
with Captive Portal, SDK,
OpenRoaming



Apps &
APIs

Cloud dashboard
with Apps, APIs

Cisco Spaces Platform



Optimize HVAC for energy consumption and improved wellbeing

Sensors for air quality and CO2

Sensors for people count and ambient noise

Sensors for air quality and temperature

Everything becomes a sensor

Powering Your Future-Proofed Workplaces with Cisco



Secure campus and branch networking

User protection

Collaboration devices and software

Smart spaces

Our Unique Approach: Software + Hardware



Headsets



Phones



Desk series



Board series

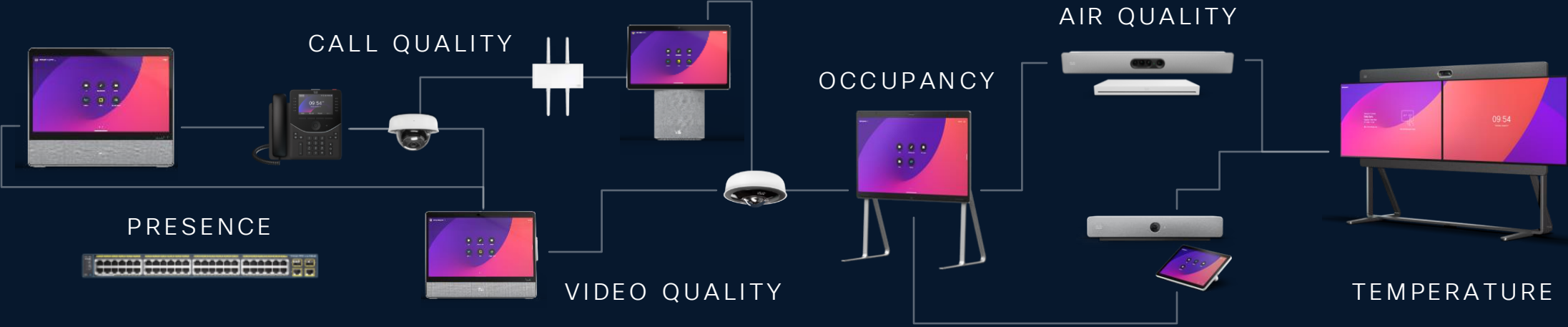


Room accessories



Room series

Collaboration devices are an extension of the network



Cisco ThousandEyes

Webex Control Hub

Cisco Spaces

Desk



Rooms



Huddle



Small

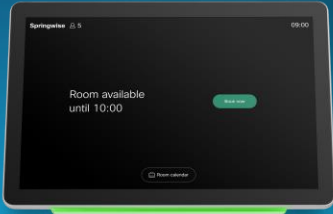


Medium




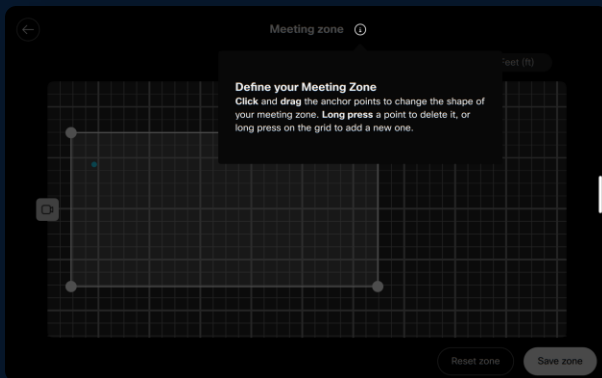
Large

Custom




Meeting Zone

- Enable efficient, distraction-free meetings in open spaces and glass-walled meeting rooms by only framing and tracking people in the meeting.
- Manually set boundaries via the underlying RoomOS UI
- When Meeting Zone is configured, People Count detection and analytics will only include those detected within the configured zone.




Cross-View

- AI-driven feature bringing cinematic views to meetings using:
 - One 'main' Quad Camera at the front of the room.
 - Up to 6 additional 'side, rear, and head of table cameras' covering the long edges of the meeting room table
 - Cisco Table Microphone Pros or Ceiling Microphone Pros.
- All intelligence related to camera switching and control is run locally on the device, meaning that Cross-View will work in Microsoft Teams, Zoom, or Google Meetings as well as native Cisco meetings.



Extended Speaker View

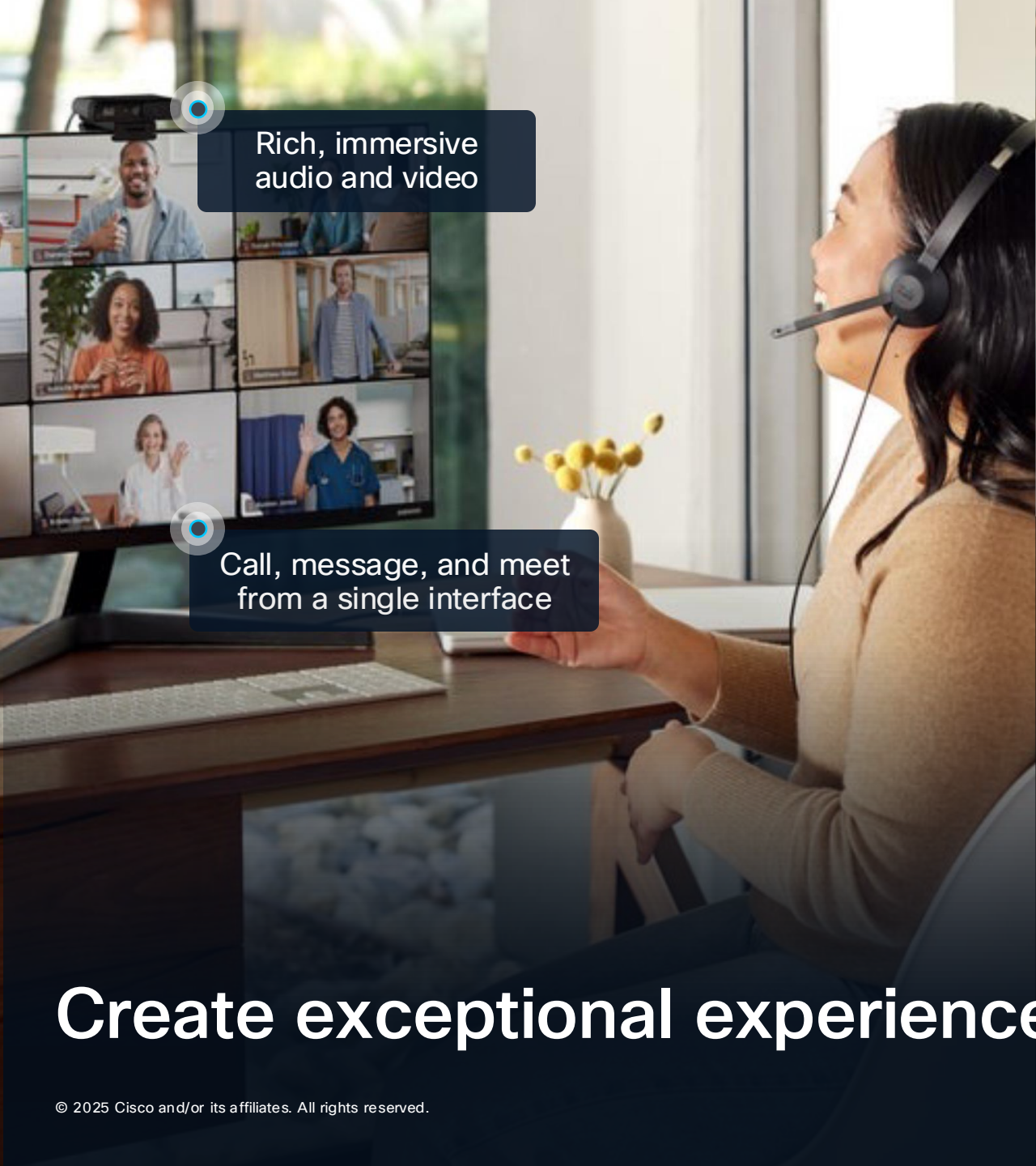
- Bring equity to even the largest tables and the biggest meeting spaces. Extended Speaker View brings the person at the top of the table into focus.
- AI-driven feature using:
 - One 'main' Quad Camera at the front of the room.
 - One Cisco PTZ camera located above the main Quad Camera
 - Cisco Table Microphone Pros or Ceiling Microphone Pros.
- All intelligence related to camera switching and control is run locally on the device, meaning that Extended Speaker View will work in Microsoft Teams Meetings as well as native Webex meetings



Classroom Mode


- The classroom setup is designed for easy use in rooms where you present content and conduct educational and training sessions.
- The setup helps bring together groups from different sites. Whether the presenter is in the room or calling in from a remote location, participants receive a good and engaging experience
- Local presenter mode – The presenter is in the room.
- Remote presenter mode – The presenter is calling in.
- Discussion mode – For discussions between different sites





Rich, immersive audio and video

Call, message, and meet from a single interface



Personalize every customer interaction

Create exceptional experiences for everyone

Our Unique Approach: Software + Hardware



Headsets



Phones



Desk series



Board series



Room accessories



Room series



Employee Journey



Reserve a desk at home

- Paige reserves a desk using web-app & can get directions when in the office



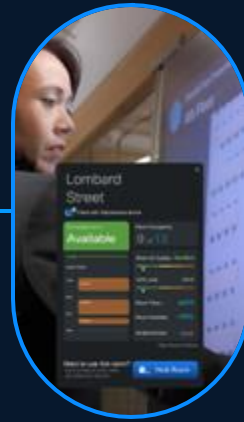
Auto-connect to Wi-Fi

- Paige walks in & is auto-connected to Wi-Fi.
- She is greeted by a kiosk that gives her instant access to office occupancy & air quality



Navigate & check-into desk

- She navigates to her desk, checks-in
- Personalize collaboration device



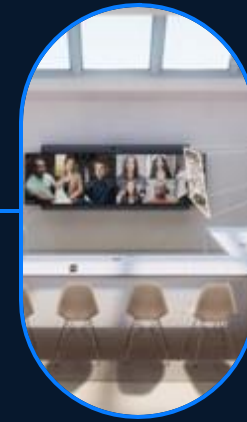
Find meeting room

- Kiosks with 3D maps allow her to search for rooms, hold the best available room
- Pathfinding shows shortest path to their chosen room.



Get directions & book room

- Turn by turn directions to the room on her phone – no app needed!
- Books room on the navigator



AI-enhanced collaboration

- Join meeting with one-button-to-push
- AI-powered audio and video with cinematic meetings
- Simple wireless sharing & whiteboarding



Enhanced room comfort & wellbeing

- Room pre-conditioned for comfort
- Air quality optimized based on the number of people in the room
- Watch a Thrive reset for mindfulness

Indoor Wayfinding – Navigate to Rooms & Desks on a Board

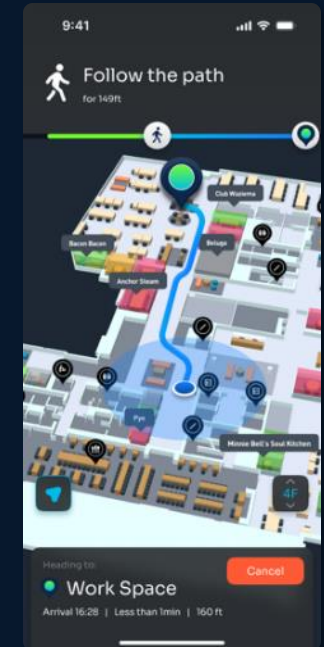
- Improve productivity by finding your way to collaboration devices quickly and confidently.
- Get turn-by-turn directions to available workspaces (meeting rooms, desks) and other points of interest
- Extend the experience to your mobile phone for wayfinding on the go and make navigating the workplace effortless – no custom mobile app needed.

• Supported Devices

- Board Series in signage or kiosk mode
- Desk Series in signage or kiosk mode



Scan & go!



Space Explorer – Web App (*Smart Desking*)

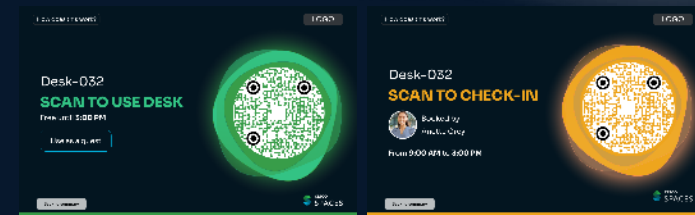
Desk & Phones Series Booking

- Space Explorer Web App with SSO login, room "hold", and desk booking. (ciscospaces.app)
- Book a desk from anywhere – on your phone, tablet, or computer browser (responsive), and from home or in the office. Plan your in-office days and where you will sit up to 14 days in advance
- Fully utilize the hotdesking capabilities of Desk and Phone Series devices with Cisco Spaces desk booking. On the new 9800 Series phones with LED status bars, instantly see available / booked / occupied state at each desk.

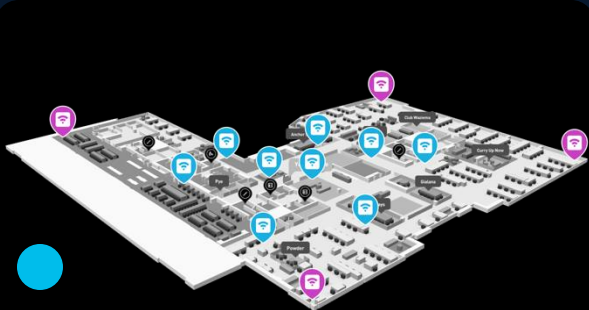


• Supported Devices

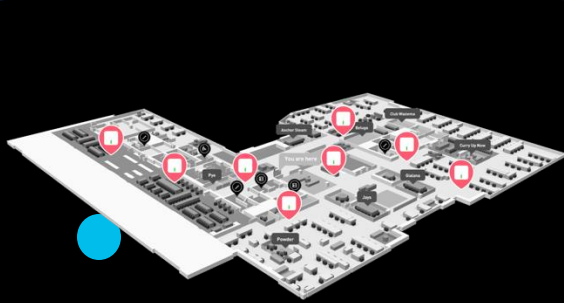
- Desk & Phone Series (PhoneOS 9800 (New)) in hot desking mode
- Standalone Navigator with Cisco Spaces PWA (New) for hot desking



Common Framework for CIOs & IT Teams to Unify Location. Maps. IoT. API



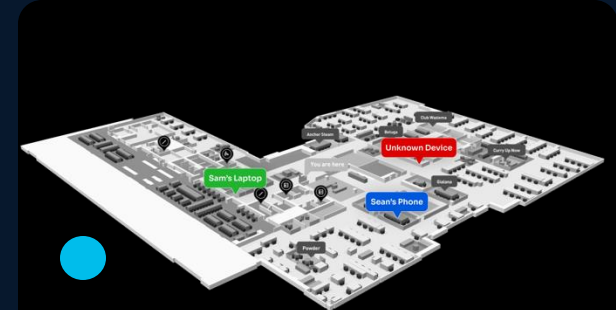
Auto Placement of APs on map
for IT teams



Place Sensors on a map
for IT teams



Detect & Locate
Clients & Devices
for IT/OT Teams



Asset Tracking
for Operations



Digital Signage Experience
for Employees & Facilities Teams

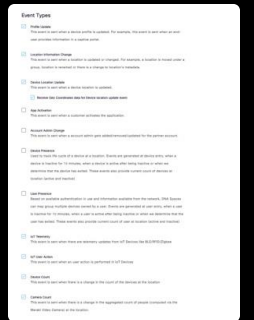


Occupancy Analytics
for Real-Estate & Facilities

Indoor Wayfinding
for Employees & WPR



WiFi Onboarding &
Contextual Notifications
for Marketing & Loyalty

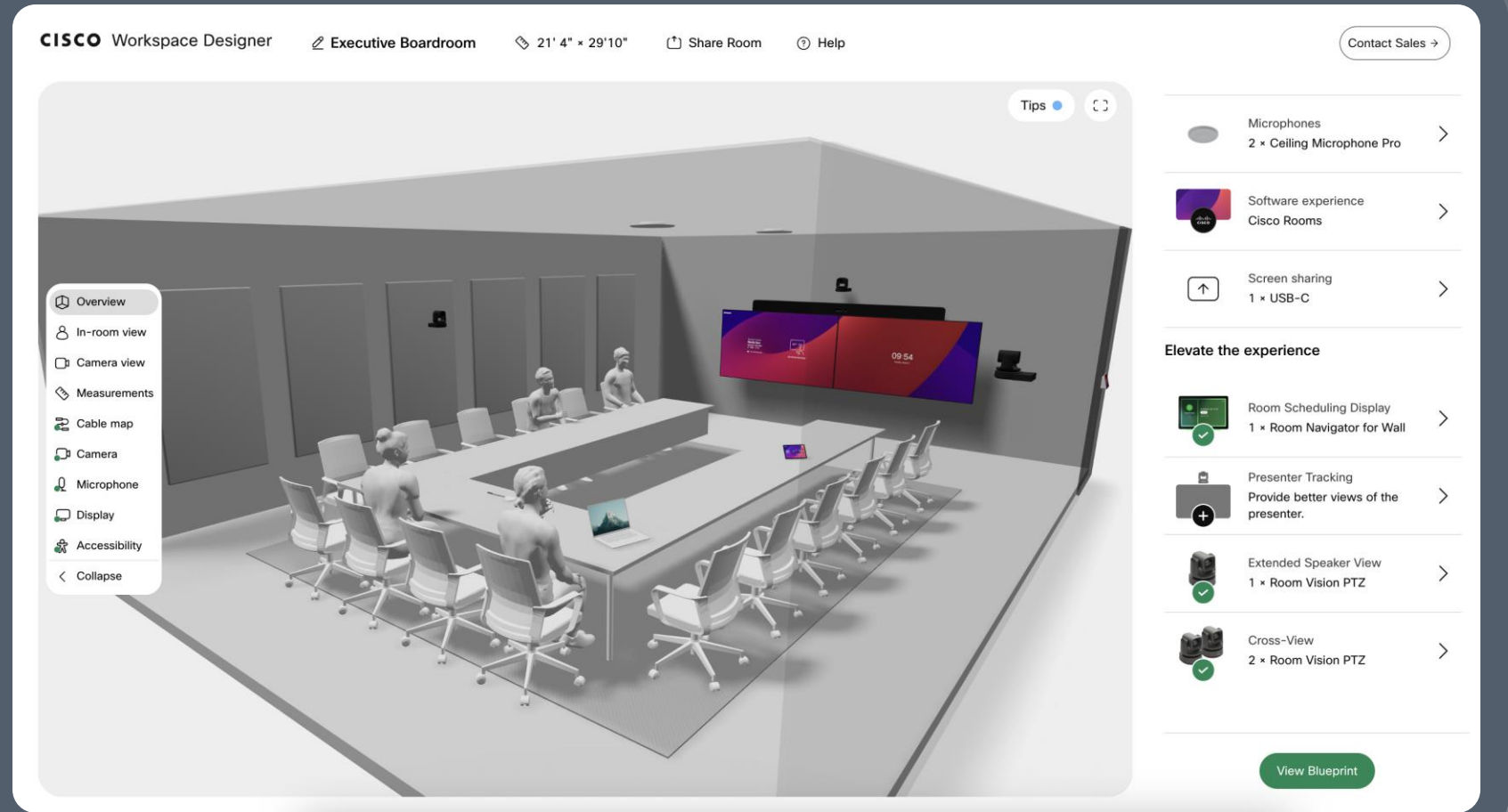


APIs
To extend to enterprise

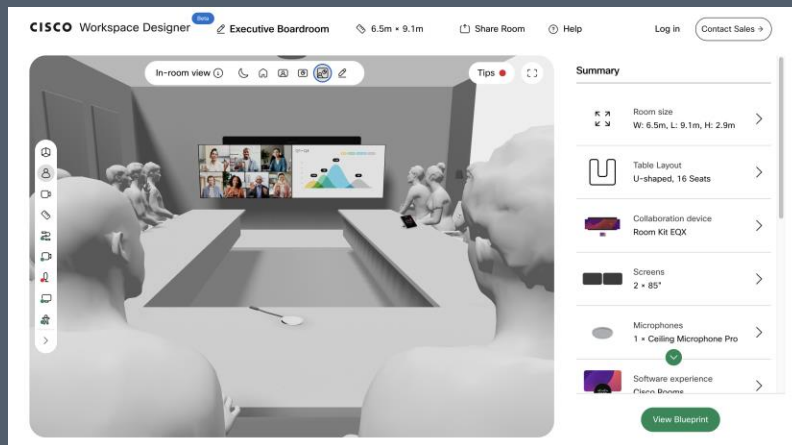
Workspace Designer

- Take your workspaces from inspiration to reality
- Customizable room blueprints
- 3D view of audio and video coverage
- Accelerate time-to-deploy video enabled hybrid workspaces


<http://designer.webex.com>



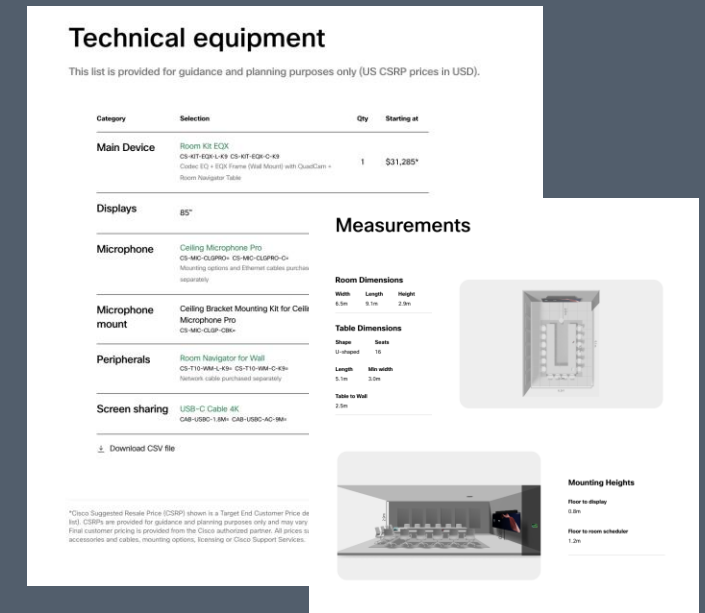
Designer: Basic Features



Interactive 3D wizard

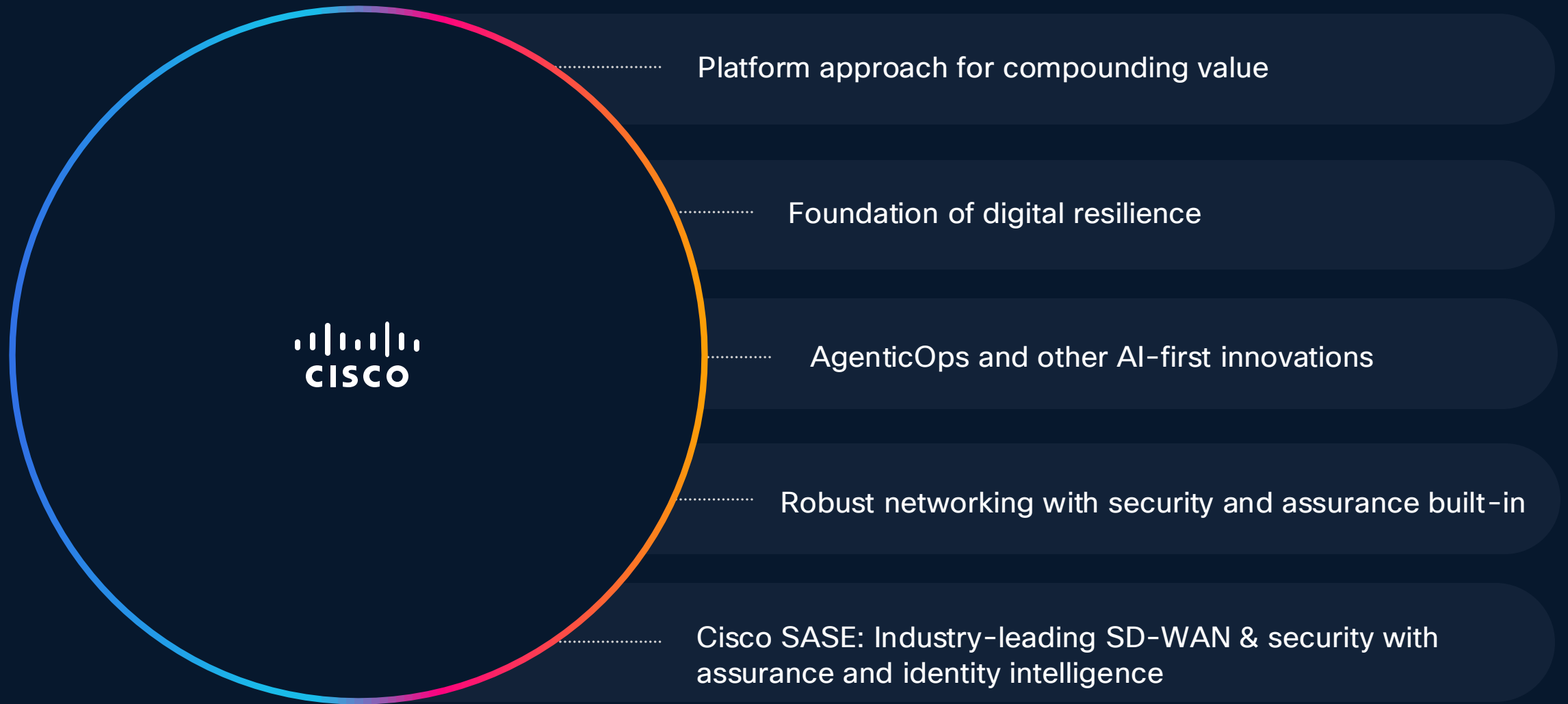


Tips and warnings



Blueprint and equipment list

The Cisco Difference for the Workplace



CISCO Connect

Thank you



