

Future-Proofed Workplaces: Enhancing Productivity through Simplicity

Nate Bartelings
Collaboration Solution Designer

<https://www.linkedin.com/in/nbartelings/>

November 19, 2025



CENTRE of/du CANADA

CANADA'S HEART BEATS
Manitoba
ICI LE CŒUR DU CANADA

96° 48' 35"
Longitudinal Centre of Canada
Centre Longitudinal du Canada

Longitudinal Centre
of Canada

96° 48' 35"

Centre Longitudinal
du Canada

Future of collaboration

People & People



People & AI



AI & AI



Future of collaboration

People & People



Distance Zero

People & AI



Agentic Teammates

AI & AI



Open Ecosystem



AI-ready data centers



Future-proofed workplaces

Secure global connectivity



Digital resilience

Accelerated by Cisco AI

Modernize everywhere people work and serve customers

Campuses, branches, factories, homes, cars, hospitals, stadiums, hotels, and beyond



Intelligent infrastructure

Get secure networking with real-time performance data, smart recommendations, and closed-loop automation

Smart building technology

Make your workplace more secure and sustainable with networking solutions and insights

Collaboration devices

Engage people with immersive experiences for every workplace

Hybrid work and contact center software

Deliver amazing employee and customer experiences

User protection

Protect users from any location, accessing applications anywhere, with frictionless zero-trust secure access

One platform. One exceptional experience.

EMPLOYEE EXPERIENCE

CUSTOMER EXPERIENCE

Webex suite

Cisco devices

Webex Contact Center
& Webex Connect



Artificial Intelligence



Security



Manageability



Interoperability



AI-powered platform



Experience Matters



Experience Matters

70%

of employees say they lack a seamless,
well-managed hybrid work experience.

Source: Webex Global Hybrid Work Study 2024



Secure, inclusive collaboration for everyone,
underpinned by **Connected Intelligence**

With technology designed for two key users



Consumer of
Services



Owner of
Services

Doubling down on our unique platform advantage

With AI at the Edge and in The Cloud

RoomOS 26

Delivers the AI capabilities that become your digital workforce.



Intelligent, purpose-built cameras, mics, and codecs



Cisco designed compute, based on market leading NVIDIA AI/ML engines

AI at the edge
Cloud scale AI



AI Assistant

People Focus, real-time translation, transcription, meeting summaries and more

AI INNOVATION FOR TODAY AND TOMORROW | LONG LASTING SOLUTIONS TO MAXIMISE ROI

Quality and longevity is part of our DNA

Protecting your investment

Portfolio refresh:

~6 years

Typical Cisco
device lifecycle

Cisco EoL policy:

5 years

support minimum AFTER
end-of-sale reached

Therefore:

10+ years

possible useable
lifespan



AI horsepower to power
user requirements today
and for 6 years from now



Room Kit EQX - future proofed
rooms- upgradeable with new
codecs and cameras in the future

Built on AI-building blocks since 2015



REDUCE THE IMPACT OF DISTANCE



Head detection and always-on people counting



Frames and people focus camera intelligence



Facial recognition and name labelling



Cross-view multicamera cinematic meetings




Presenter and audience



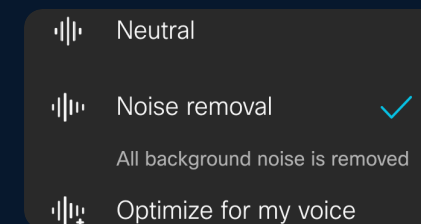
Extended speaker & AI virtual lens



Meeting Zones for open spaces and glass walls



Adaptive, beam forming, microphones



Background noise removal and optimize for my voice

Block out the distractions and welcome pure focus

AUDIO EXCLUSION ZONES

Audio Exclusion Zones allows you to block out distracting background noises or conversations outside your meeting area, ensuring that your audio stays clear and sounds professional. Experience meetings like never before—focused, uninterrupted, and productive. The best part? It's configured in seconds.



GA: Q4 CY25

Note: This will first be available with the Cisco Ceiling Microphone Pro.



Predict and adapt: industry first agentic director

DYNAMIC CAMERA MODE

Leveraging the full suite of tools in our camera intelligence toolbox, Auto Camera Mode uses our agentic AI director to decide on the best camera view – regardless of which meeting platform you are using. No need for changing camera settings again.



AVAILABLE



Note: The image above shows a Webex Meeting on a Desk Pro. The experience may look slightly different on other platforms.

Get the best, most inclusive experience

DYNAMIC CAMERA MODE

With Webex Meetings on Cisco Devices you'll get the ultimate experience. Leveraging the full screen real-estate, with intelligent layouts, coupled with multi-stream capabilities – it delivers best-in-class hybrid meetings.



GA: Q4 CY25




Let collaboration take center stage

With technology as the silent enabler



Distance zero

When technology works together, people can too.









Work your way.
We play nicely with others.

It's a multiplatform world

85%

of organizations support 2
or more meeting platforms

*Source: Cisco Collaboration Devices Decision-Maker Survey, December 2021; N = 1539

Cisco gives you more flexibility and choice

Cisco Rooms experience



Full Featured



Enhanced



Guest



or

Microsoft Teams experience



Full Featured



Enhanced



Powered by Cisco RoomOS

HI-FIDELITY AUDIO AND VIDEO | AI-POWERED COLLABORATION EXPERIENCES | SMART WORKPLACE INTEGRATIONS | SECURITY AND MANAGEABILITY

NEW – COMING 4Q CY25

Zoom Meetings for Cisco Rooms

Fully Featured In-Meeting Experience:

Users can now enjoy familiar Zoom in-meeting features with cinematic meeting experiences and quality delivered by Cisco.

Flexible Access Modes:

Guest Mode

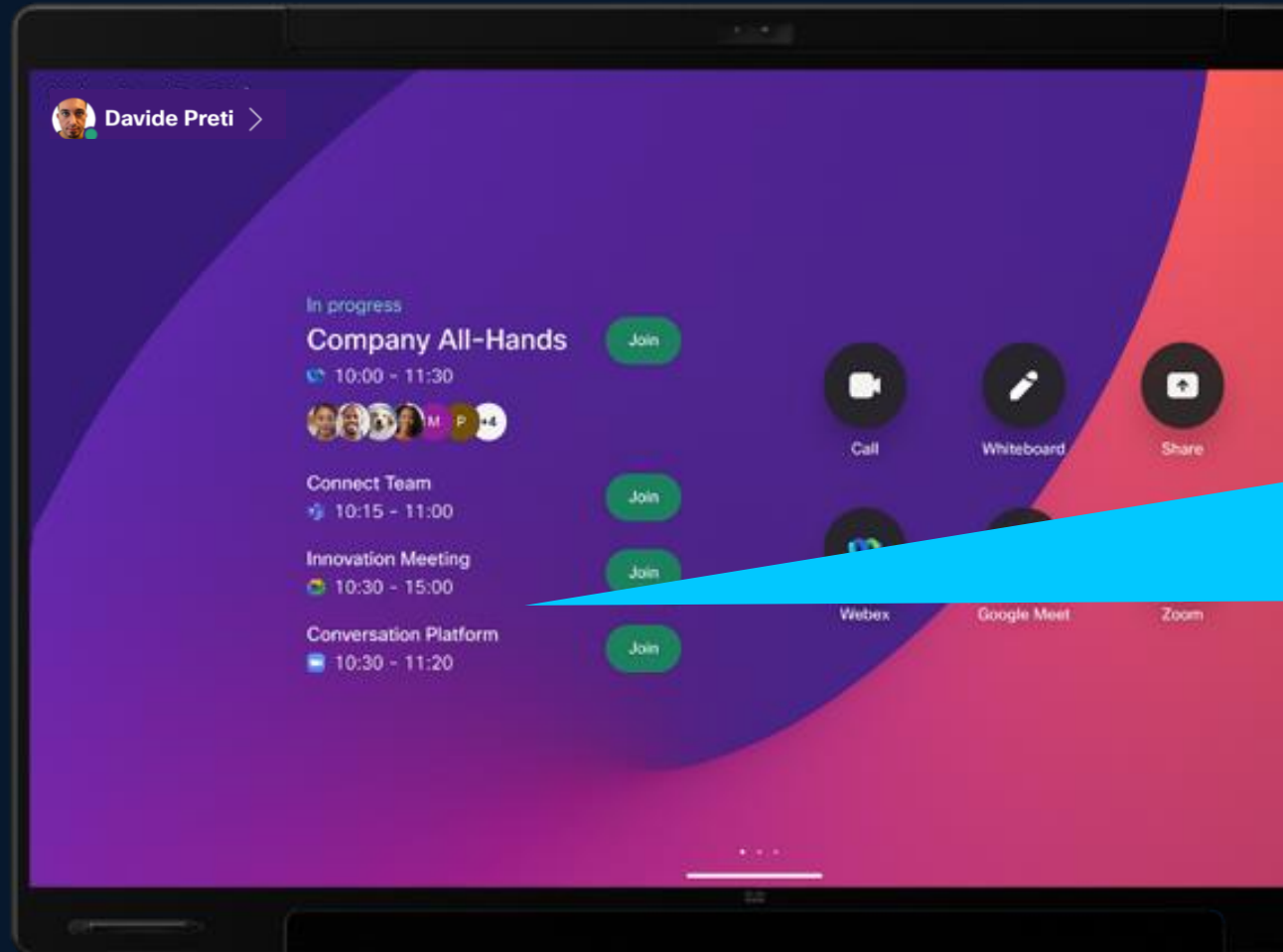
No Zoom license required, join as a guest.

Signed-in Mode

Full featured Zoom Meetings with a Zoom license, including the ability to host and start meetings.



Open Platform: One Button To Push



In progress

Company All-Hands

10:00 - 11:30



Connect Team

10:15 - 11:00

Innovation Meeting

10:30 - 15:00

Conversation Platform

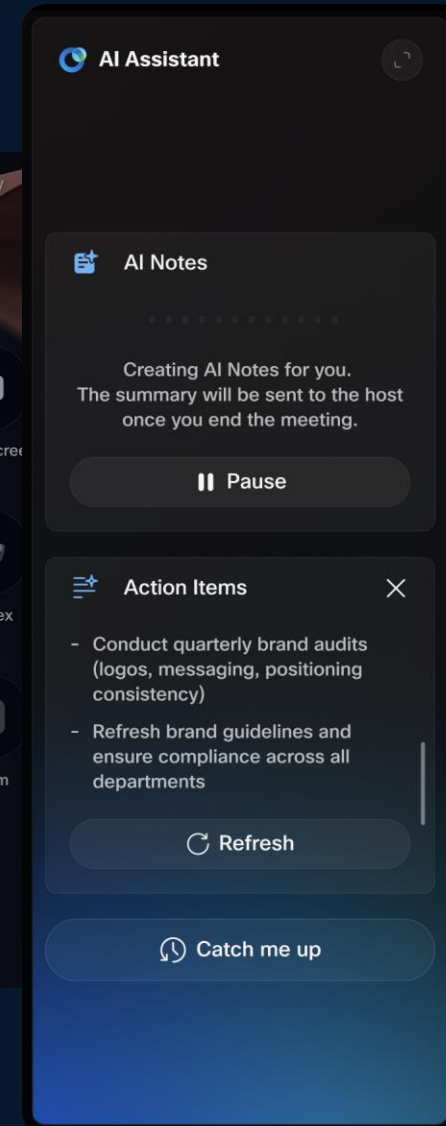
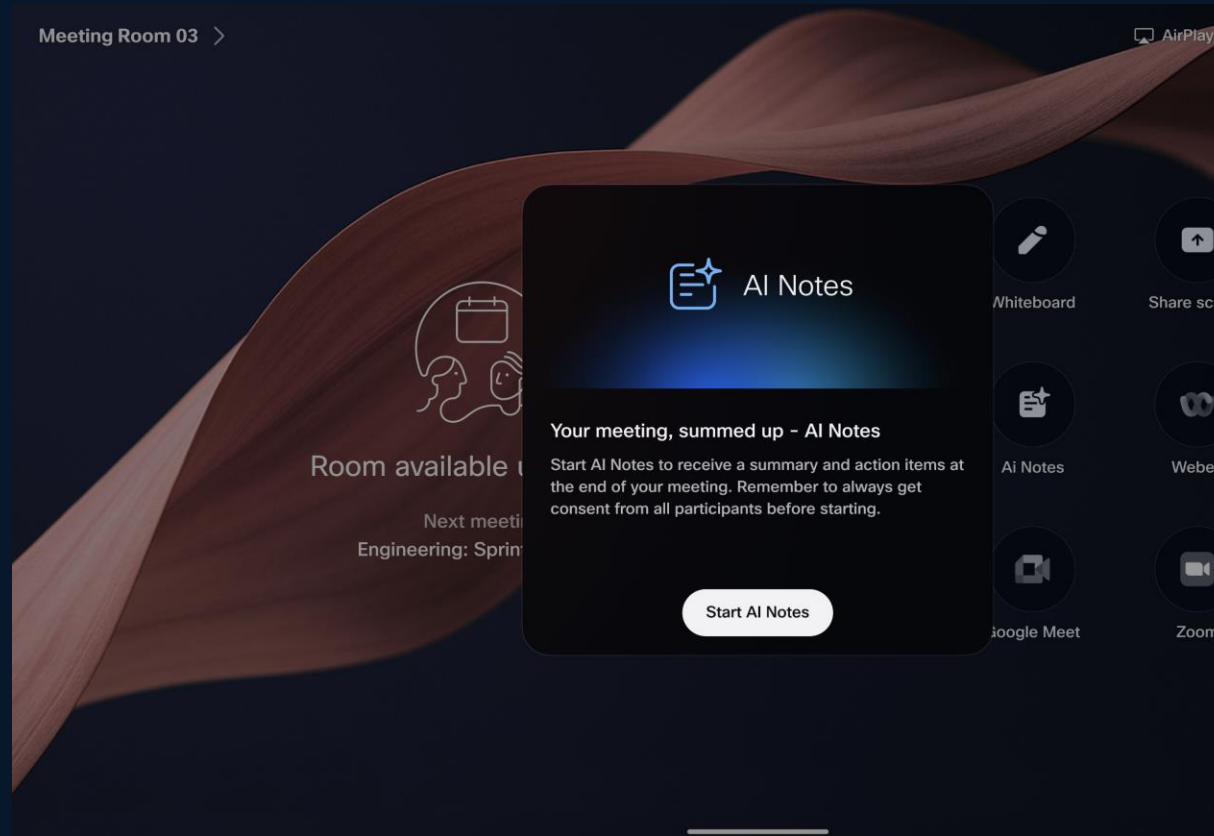
10:30 - 11:20

From brainstorm to follow-through – instantly captured AI NOTES

Bringing all the in-meeting transcription and summary capabilities you've come to know and love – without having to be in a virtual meeting.



GA: Q4 CY25



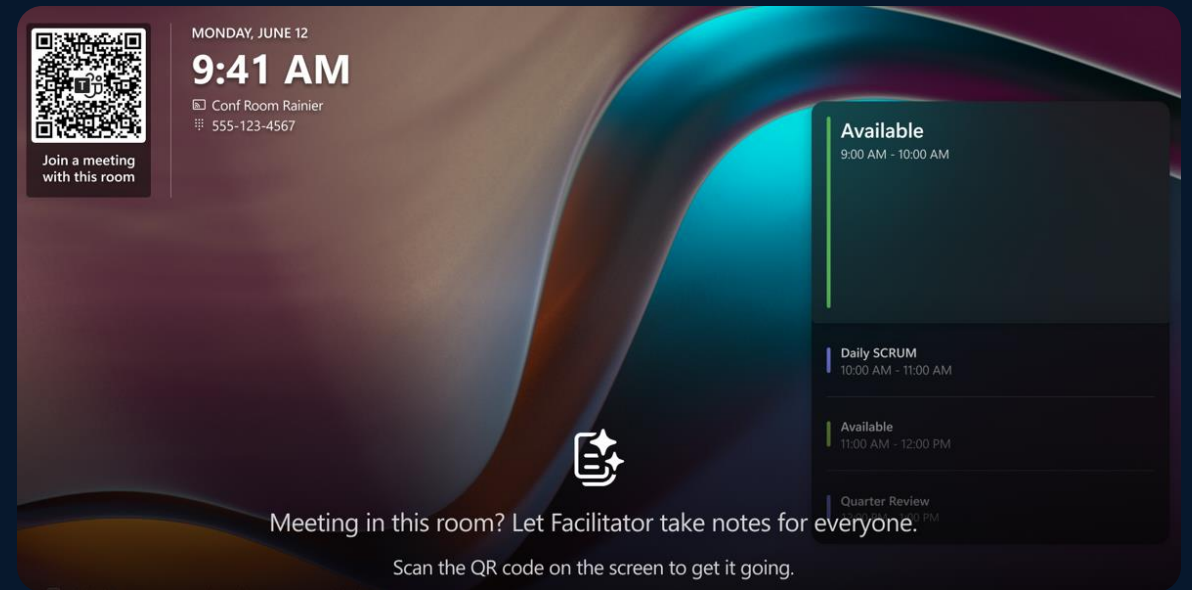
Bringing intelligent productivity to any deployment

SUPPORT FOR MICROSOFT FACILITATOR


Announcing support for the AI-powered Facilitator agent in Microsoft Teams Rooms for real-time notes and action items during both scheduled, hybrid, and impromptu or ad hoc in-person meetings. In hybrid meetings, the agent appears in the notes panel.



GA: Q4 CY25



Preserving your trust with AI governance



Transparency

Fairness

Accountability

Reliability

Security

Privacy

Cisco
Responsible AI
Principles

Example of 24 Webex AI Transparency Technical
Notes available from [Cisco Trust Portal](#)

Intelligent hardware that supports every interaction, built for everyday.



Headsets



Phones



Desk series



Board series



Room Accessories



Room series

AI-POWERED | INTEROPERABLE | SUSTAINABLE | MANAGEABLE

A complete portfolio of Microsoft Teams Rooms



Desk Pro



Board Pro 55/75



Room Kit EQX



Room Bar



Room Bar Pro



Room Kit EQ



Room Kit Pro



Room Navigator



Desk Camera 4K



Headset 320
Series



Headset 720
Series

GENERAL AVAILABILITY

Ceiling Mic Pro

Zero-touch auto-positioning,
set up in minutes not hours

Industry-first adaptive AI microphone

Audio intelligence enhances
cinematic meetings



ORDERABLE NOW

AI-powered Room Vision Pan-Tilt-Zoom camera

- | Breathtaking camera tracking experience
- | Designed to power the best cinematic meetings
- | Radically simple to deploy, scale, manage



With technology designed for two key users



Consumer of
Services



Owner of
Services


Simplifying AV with AVoIP

One Click
to Distance Zero



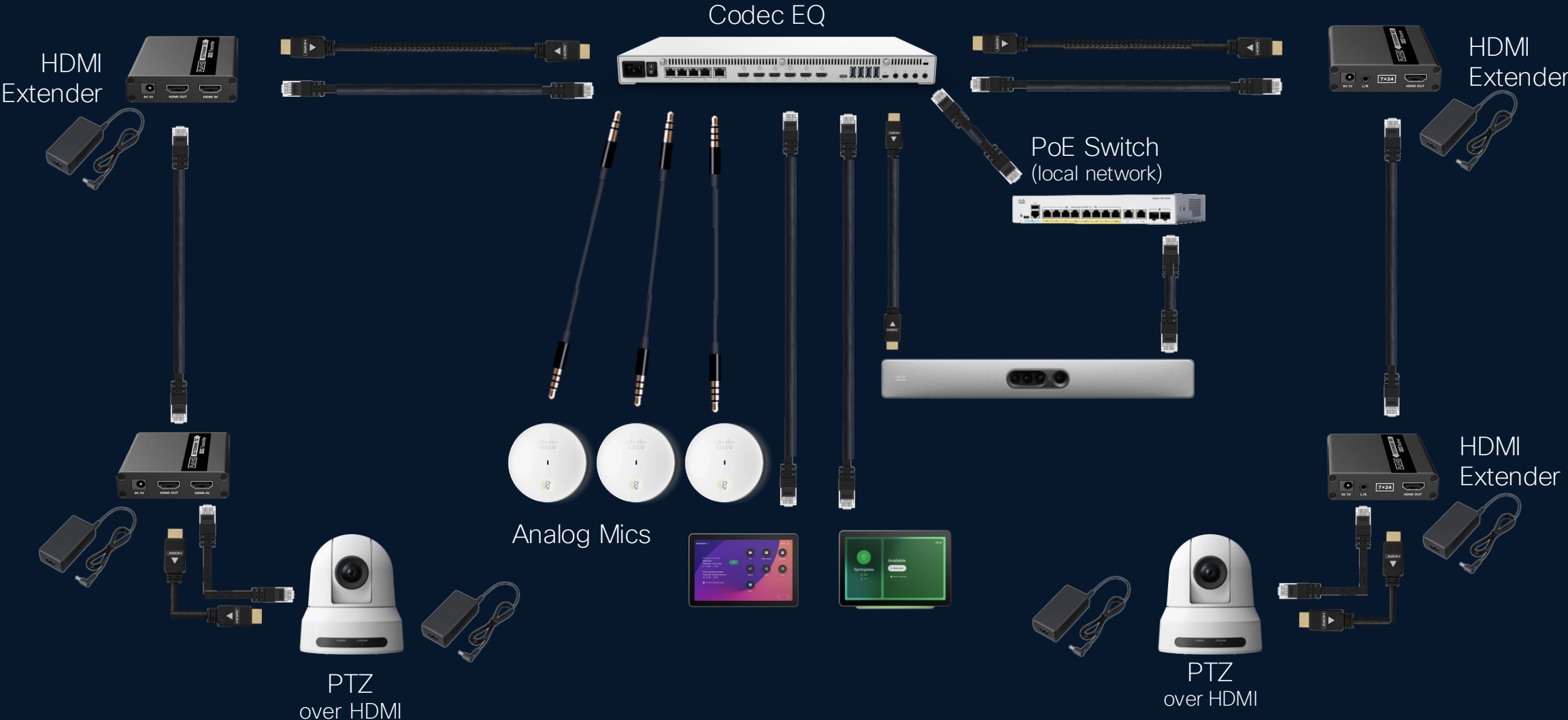
Everything over IP

Powering the future of room deployments



AI-POWERED EXPERIENCE | SIMPLE AVoIP INSTALLATION | SINGLE MANAGEMENT PLATFORM

Turn traditional AV approaches...



Setup complexity and management gaps require AV technology to adapt



Switch for AV accessory extension creates a blind spot for network and workspace management



Video-enabling a room often comes with a patchwork of third-party solutions and hidden costs



Complexity and cost of room setup and management put a strain on IT¹

1. Video-equipping meeting rooms is crucial but costly for full-scale implementation. Omdia, 2025.

...into IP convenience

C9200CX Series
PoE+ Switch



Corporate
Network

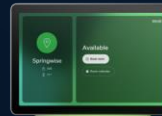
Codec EQ



Room Vision PTZ
Video over IP



Cisco IP Mics
Audio over IP



Room Navigator
Control & Booking over IP



Quad Camera
Control over IP

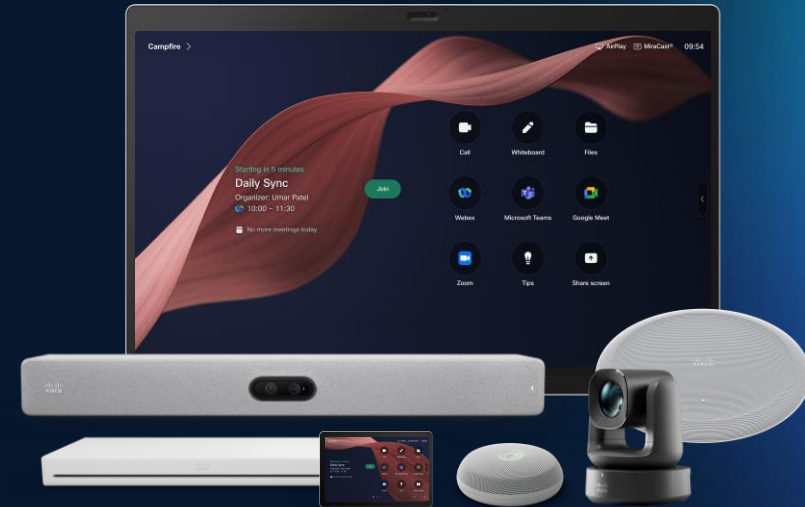
Scale your meeting spaces over the network

Extend your AV accessories and simplify deployment over the enterprise network with IP-connected collaboration devices and managed network switches from Cisco

CISCO NETWORK SWITCHES

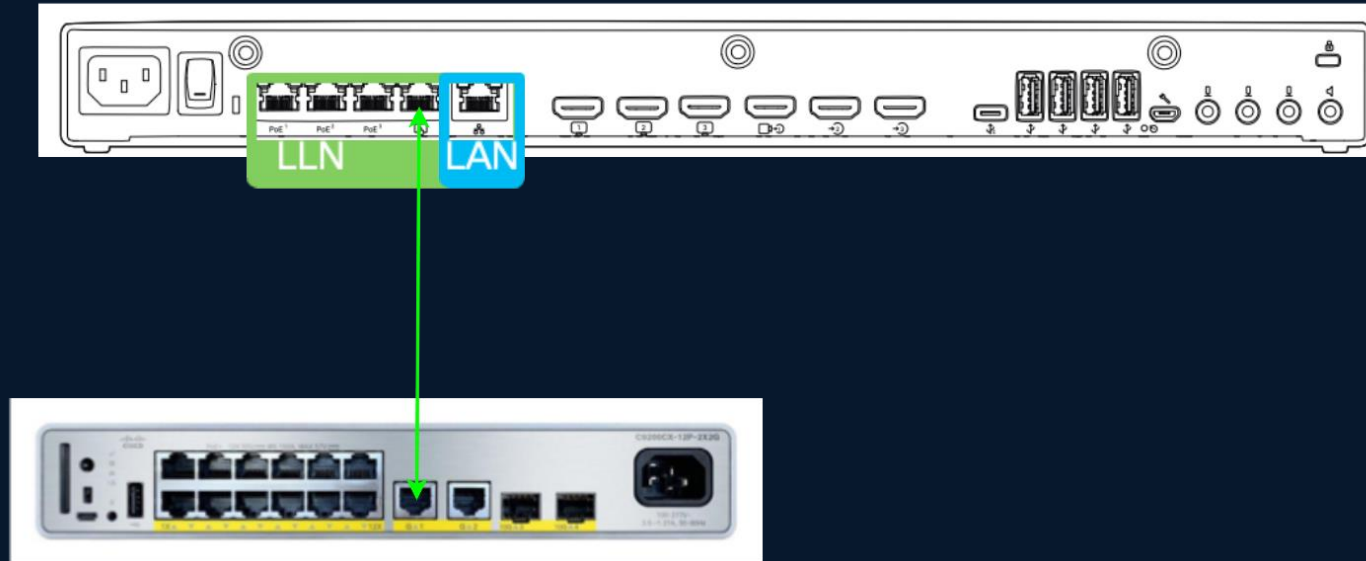


CISCO ROOM DEVICES & PERIPHERALS



NETWORK ACCESSIBILITY | SWITCH VISIBILITY IN CONTROL HUB
SIMPLE AV DEPLOYMENT | ENHANCED SECURITY | REMOTE MONITORING

Understanding the Link Local (Accessory) Network



Follow Layer 2
Best Practices

Create a VLAN dedicated to accessories

Connect Codec LLN to a port in that VLAN

Put all accessories in this VLAN

Note: Codec LLN is 169.254.1.1/24 and is the DHCP Server

Note: Part of RFC 3927 non-routable 169.254.0.0/16

Note: We use 169.254.1.0/24 and assign addresses to it

Plug and Play!

Devices Supporting AVoIP Accessories

Room Bar



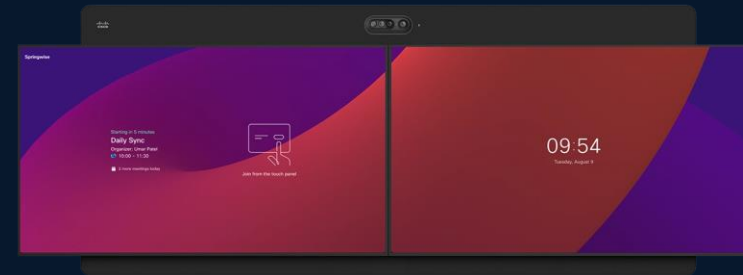
Room Bar Pro



Board Pro



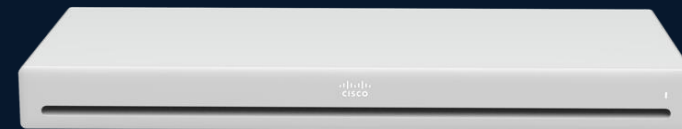
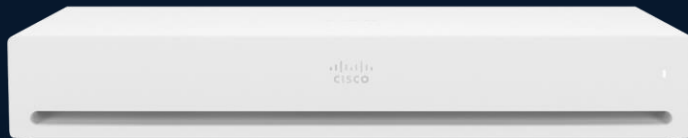
Codec EQX



Codec Pro



Codec EQ



...into IP convenience

C9200CX Series
PoE+ Switch



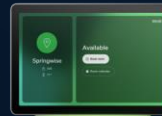
Codec EQ



Room Vision PTZ
Video over IP



Cisco IP Mics
Audio over IP



Room Navigator
Control & Booking over IP



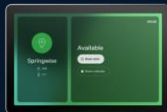
Quad Camera
Control over IP

Calculate the PoE Budget

Accessory	PoE Budget
Navigator (Table and Wall)	Class 0 (15.4w)
Table Microphone Pro	Class 2 (7 W)
Ceiling Microphone Pro	Class 2 (7 W)
Room Vision PTZ	Class 4 (30 W)



+15.4w



+15.4w



+7w



+7w



+7w



+30w



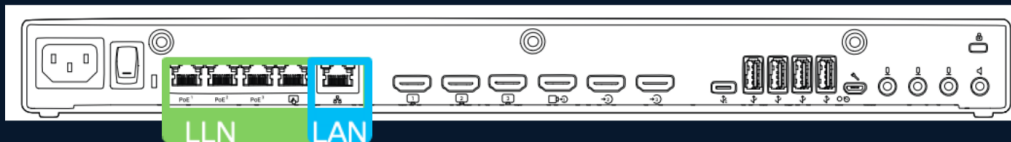
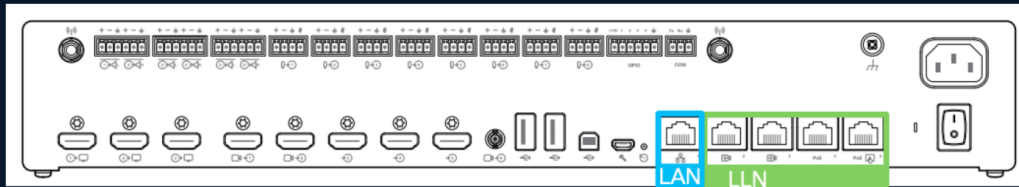
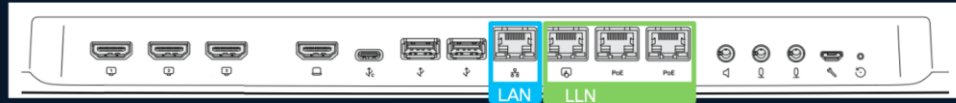
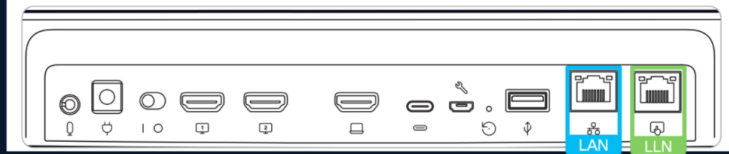
+30w



+0w

PoE Budget = 111.8w

Codec Physical and PoE Capacity

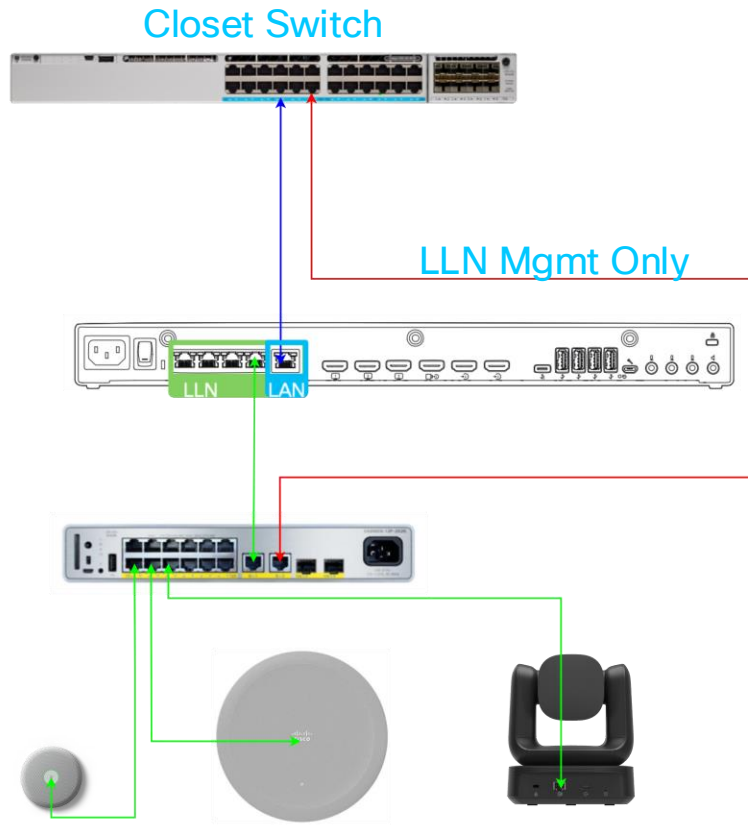


Video Device	Total Acc. Ports	PoE Capable Acc. Ports	Per Port Budget	Total Budget
Room Bar	1	1	15.4 W	15.4 W
Room Bar Pro	3	3	15.4 W	60 W
Board Pro G2	2	1	15.4 W	15.4 W
Codec Pro	4	2	15.4 W	35 W
Codec EQ	4	4	90 W	90 W

AVoIP on the Enterprise Topologies

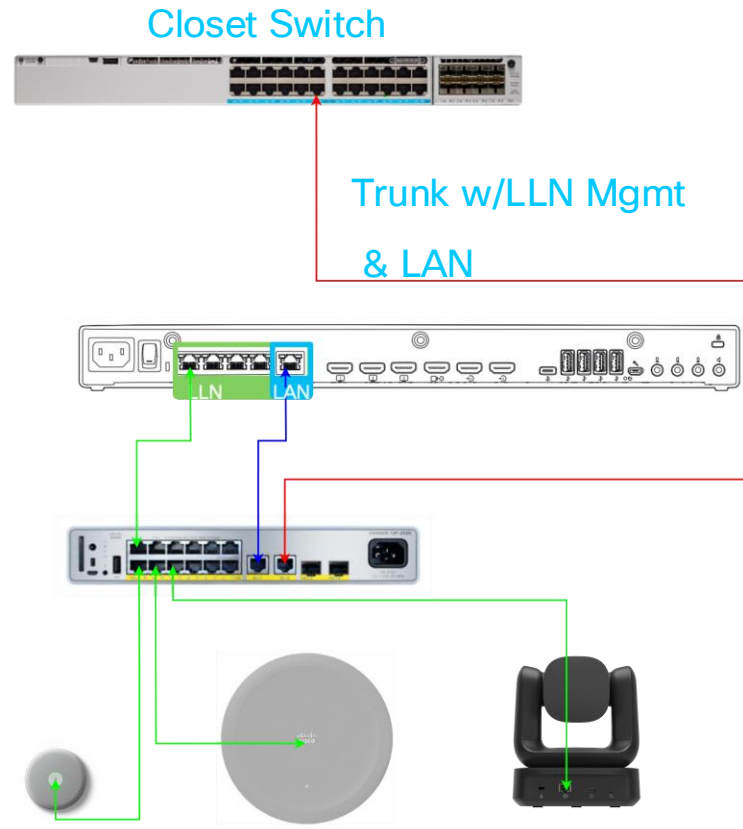
Convenient Switch

Under the table
Inside credenza



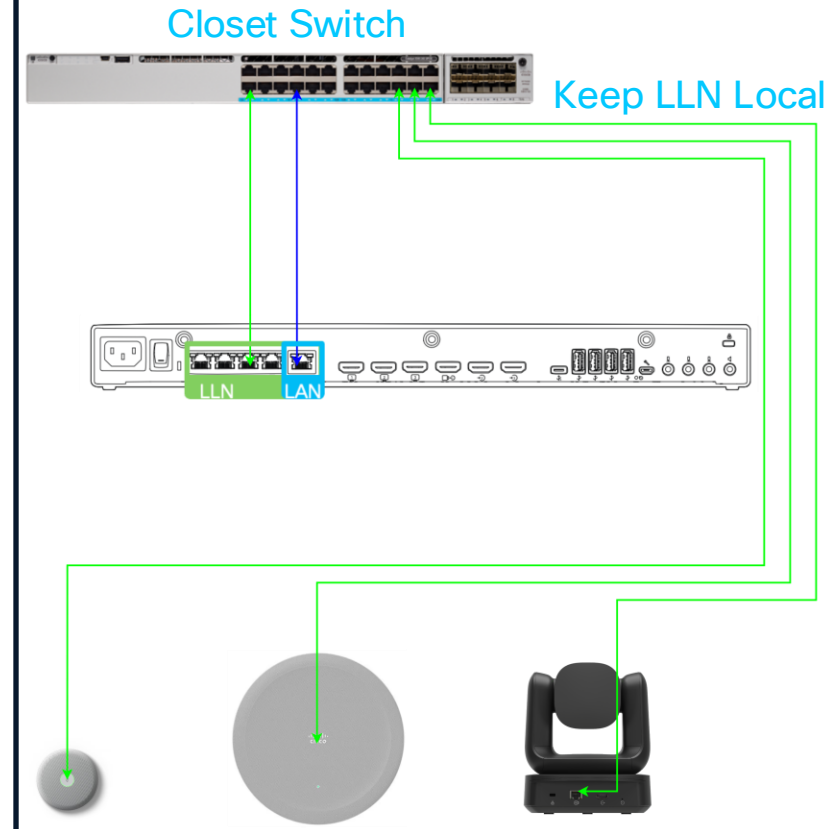
One Network Drop Switch

Behind the main display
In room AV Rack

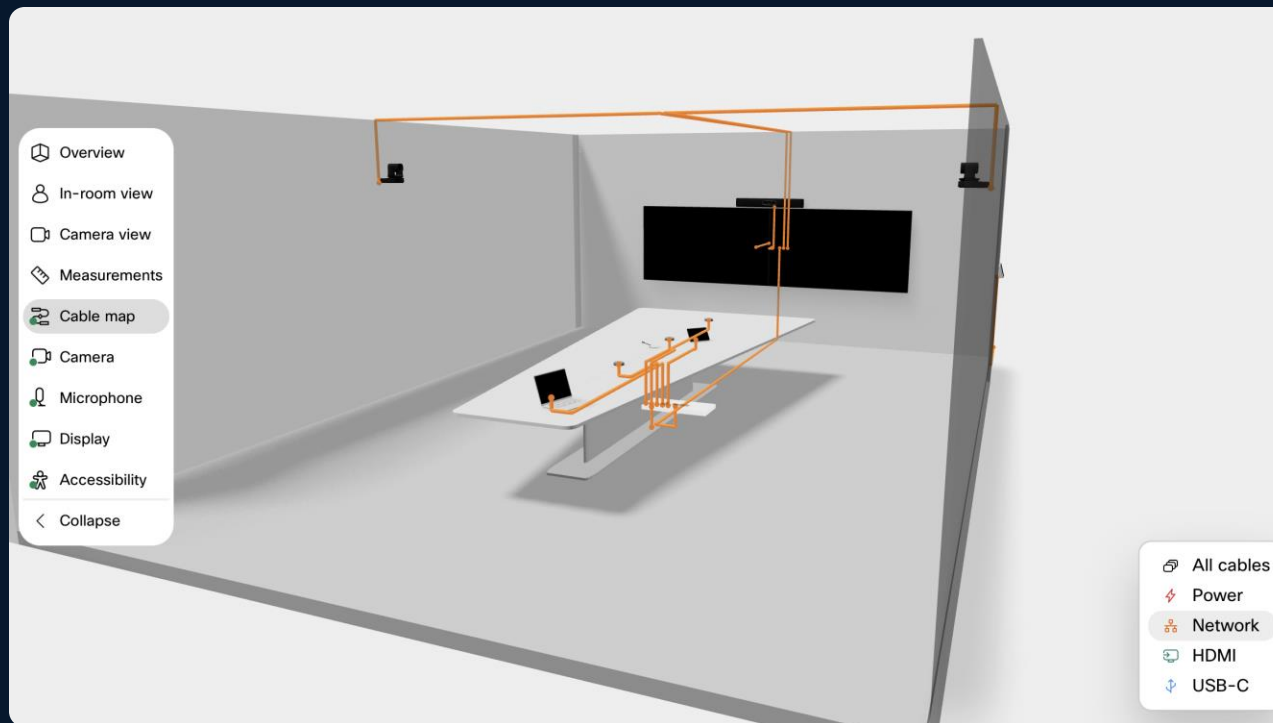


Homerun Switch

New build
Easy retrofit



Simplify meeting room design with collaboration devices and network switches



Preferred switch model

Managed switch ⓘ



Catalyst 9200CX series offers future proof managed switches supporting a variety of setups. Flexible option for connecting more peripherals and integrations.

Unmanaged switch



Catalyst 1200 series offers traditional unmanaged switches to allow connection of more peripherals.

Network Switch Cisco Catalyst 9200 Series
Recommended

1



WORKSPACE DESIGNER
cs.co/wd

So what switch to pick??

Configure Catalyst switches for Cisco Room Series accessories with AVoIP

- Describes the accessory network for Cisco Room Series, and extending it with Cisco topologies—including examples for Cisco Catalyst 1200 and 9200 Series switches.

<https://help.webex.com/en-us/article/k1ab22/Configure-Catalyst-switches-for-Cisco-Room-Series-accessories-with-AVoIP>

			
Cisco Catalyst 9200CX Switch Series		Cisco Catalyst 1200 Switch Series	
Coming soon – Enhanced visibility of the switch and connected peripherals, unified monitoring, and management		Coming soon – Basic visibility	
Control Hub Management		Control Hub Management	
Yes		No, AV peripherals remain isolated from the network	
Support for AV peripheral extension on the network		Support for AV peripheral extension on the network	
Connects peripherals with the wider network ecosystem for visibility, monitoring, and automation		Deployed under the video codec, unmanaged on the network	
Deployment architecture		Deployment architecture	
8× or 12× PoE+ port models		8× or 16 PoE+ ports	
PoE+ ports		PoE+ ports	

Manage network switches as part of your room deployment

COMING IN Q1 CY26

OSL Cloud board room
Type: Meeting Room • Capacity: 8

Overview Meetings Calling Scheduling

Devices

- Cisco Room Kit EQ**
● Online
- Cisco Catalyst 9200CX**
● Online • Ports: 8/12
- 2 LG 49UH5C-BF
● Online
- 2 Cisco Room Navigator
● Online
- 2 Cisco Room Vision PTZ
● Online
- 2 Cisco Ceiling Microphon...
● Online
- Cisco Room Navigator
● Online

webex Control Hub Search

Overview Favorites Alerts

MONITORING

- Analytics
- Troubleshooting
- Reports

MANAGEMENT

- Users
- Groups
- Locations
- Workspaces
- Devices**
- Apps
- Account
- Security
- Organization settings

< All Devices

Cisco Catalyst 9200CX
● Online • Network switch

Overview History

Details

Network Connectivity	IP Address
Wired	192.168.1.10
MAC Address	Serial Number
00:25:96:FF:EE:DD	ABC123XYZ456
Hostname	
switch-room-a.company.com	

Connected devices

- Cisco Quad Camera**
● Online • Port: 5
- Samsun QMC65R-N**
● Online • Port: 8
- 2 Cisco PTZ 4K
● Online
- 2 Cisco Table Microp...
● Online

Complete visibility. Unrivalled insights

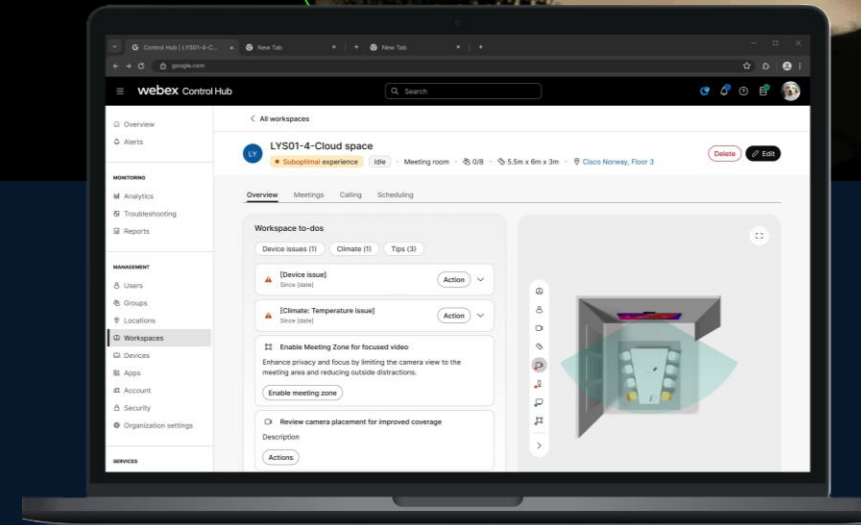
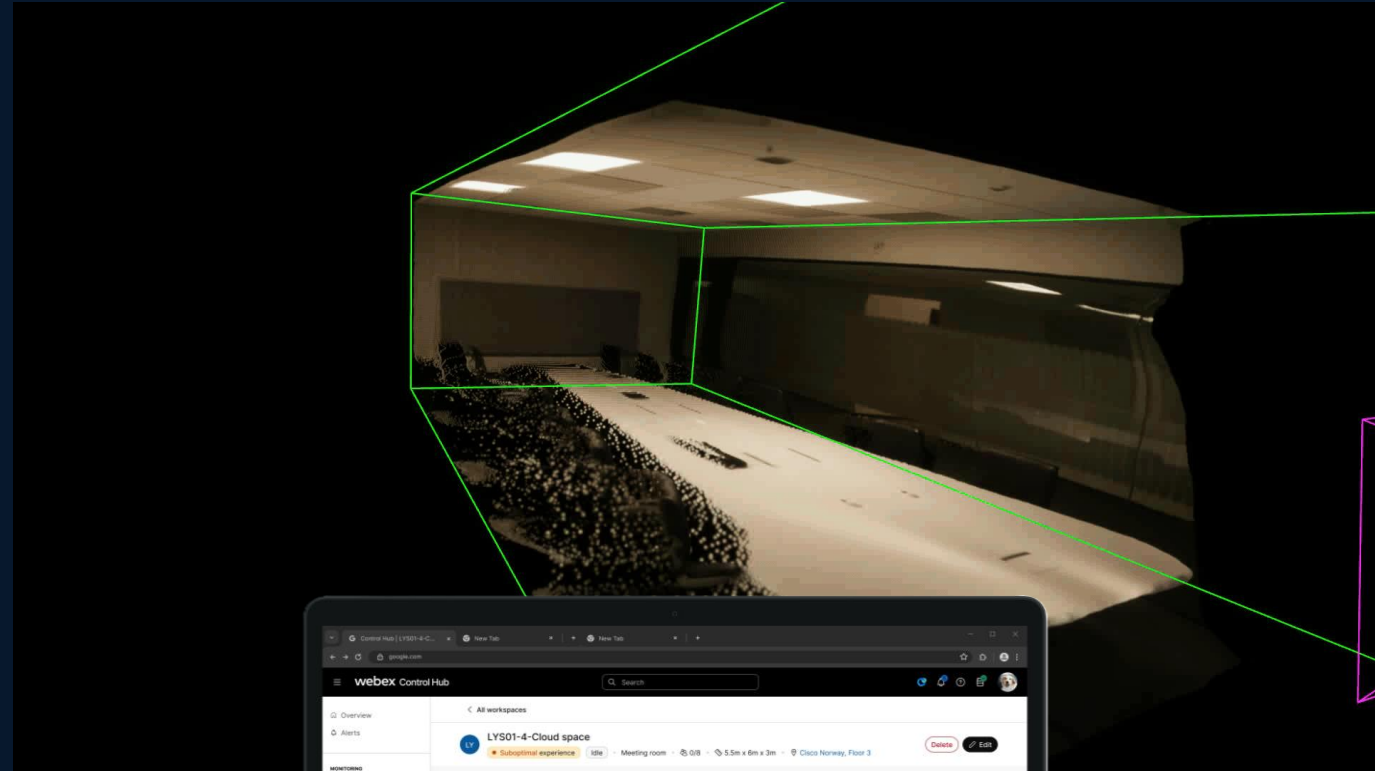
WORKSPACE ADVISOR

Leveraging edge AI, Workspace Advisor unlocks visibility into room dimensions, services, hardware and overall set-up efficiency. It intelligently suggests improvements to your set up, ensuring that meeting rooms are optimized to provide the best experience for end users.

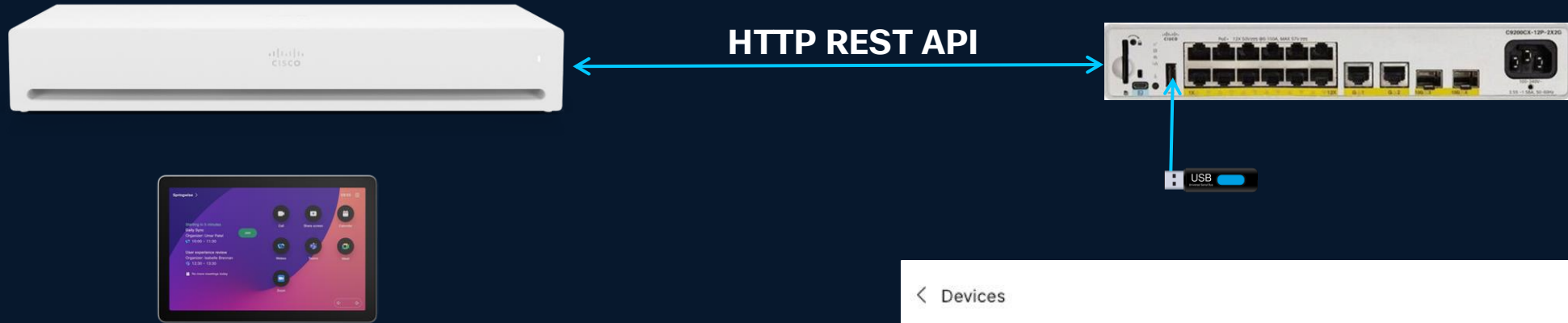
Supported devices TBD. Final list to be confirmed closer to General Availability.



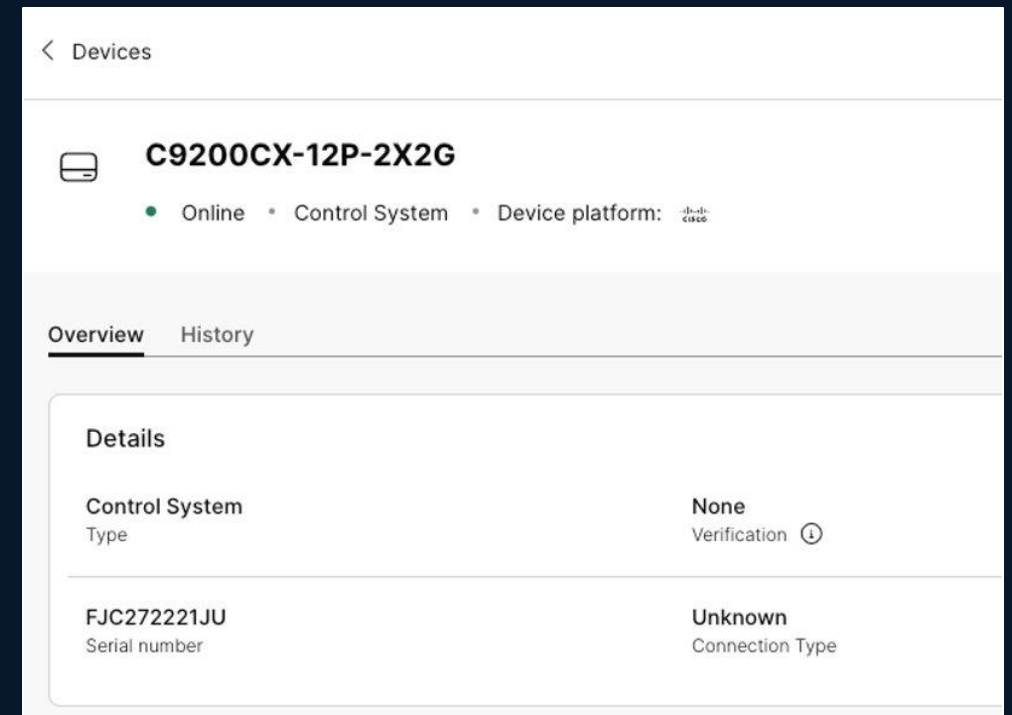
GA: Q1 CY26



AVoIP Innovation Example



- ✓ Base config via USB or PnP
- ✓ Codec macro uses API on Cat9k
- ✓ Config changes executed from Navigator
- ✓ “Heartbeat” shows up in Control Hub



Divisible Workspace Blueprint

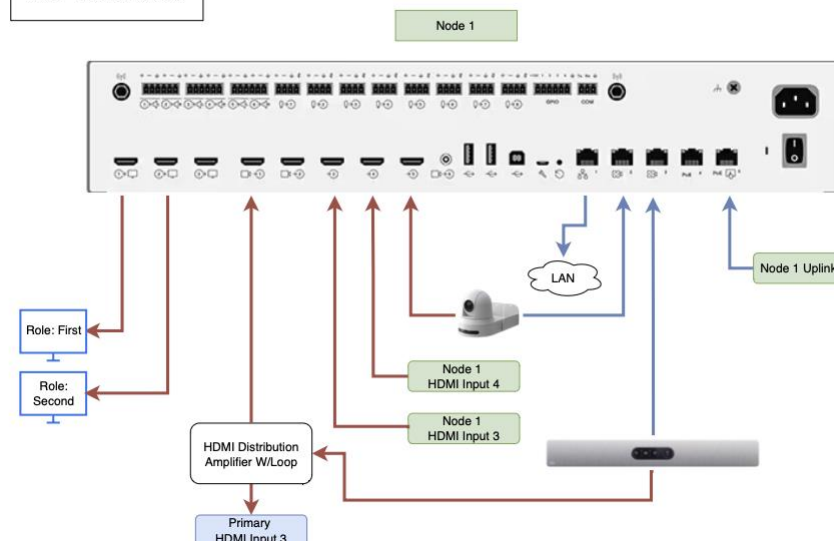
Leverages Cisco Pro Series Microphones, Catalyst 9200CX Switches and Cisco Video Devices to provide a simplified, easy to deploy, scalable blueprint for Divisible Workspaces.



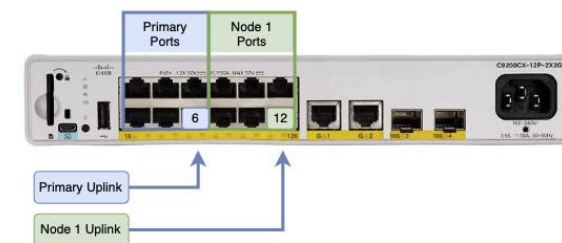
We support Two-Way and Three-Way designs!

All the documentation available on GitHub:
<http://cs.co/dwsblueprint>

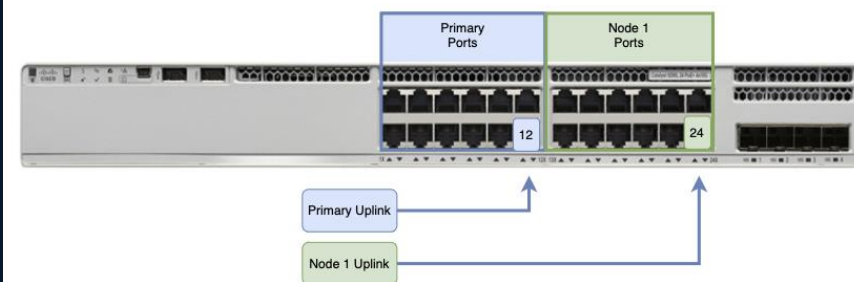
Two Way (Pro)
with Two Screens



12 Port



24 Port



Switch Considerations

What if I do not need a silent/compact switch?

Does your current access switch standard meet the needs of AVoIP and the enterprise?

No?

- Uplink Type & Bandwidth: Choose between 1G, 2.5G, 5G, 10G, or 25G uplinks depending on aggregation capacity.
- Forwarding Bandwidth / Fabric Capacity: Avoid bottlenecks by ensuring the switch fabric can handle aggregate traffic.
- MAC & ARP Table Size: For larger deployments or IoT-heavy environments.
- Redundancy: Consider stacking (StackWise, StackPower) for higher resiliency and simplified management.
- 802.1X, MAB, and Profiling: Enable secure device authentication and dynamic VLAN assignment.
- TrustSec / SGT Support: Needed for scalable segmentation across the network.
- Encrypted Traffic Analytics (ETA) and MACsec: For encrypted traffic visibility and data-in-motion protection.
- DHCP Snooping, DAI, IP Source Guard: Layer 2 security features for access edge integrity.
- Cisco Catalyst Center: Centralized provisioning, policy, and assurance.
- Meraki Dashboard: Cloud-managed simplicity with APIs and app ecosystem.
- Plug and Play (PnP): Zero-touch provisioning for new installs.
- NETCONF, RESTCONF, gNMI: Modern programmability interfaces for automation.
- Feature Needs: Automation, analytics, and policy control may dictate license tier.
- QoS Profiles: Prioritize real-time media (e.g., voice, video, control).
- Interoperability: Ensure compatibility with upstream switches and wireless controllers.
- Mounting Options: Wall, ceiling, or rack depending on room type.
- Future Growth: Consider port expansion and power headroom for next-gen devices.

Pick the switch that meets the needs of the enterprise!

Why Cisco AV over IP for Workspaces



Simplified room design, security, and better aligned with the rest of your IT ecosystem



Streamlined install, reduced hardware footprint, single-vendor advantage



Better telemetry for cinematic, integrated experiences and admin visibility



Lower TCO and IT resource saving on onboarding and management

Industry experts recognize Cisco as a leader


Frost Radar: Meeting Room Video Conferencing Devices, 2024



Get the report now
cs.co/radar

Source: "Frost Radar - Meeting Room Video Conferencing Devices, 2024", Authored by: Roopam Jain, Contributions by Robert Arnold, Shailendra Soni, and Hidayah Talhah, June 2024, Quantitative market information is based primarily on interviews and therefore is subject to fluctuation. Frost & Sullivan research services are limited publications containing valuable market information provided to a select group of customers. The Frost & Sullivan document is available upon request from Cisco.

Omdia Universe: Smart Collaboration Devices, 2025



Get the report now
cs.co/universe

Source: Omdia Universe: Smart Collaboration Devices, 2025

IDC MarketScape: Worldwide Enterprise Video Conferencing Systems 2025



Get the excerpt now
cs.co/marketscape

Source: "IDC MarketScape: Worldwide Enterprise Video Conferencing 2025 Vendor Assessment" By Jitesh Gera, September 2025, Doc. #US52995625. IDC MarketScape vendor analysis model is designed to provide an overview of the competitive fitness of ICT suppliers in a given market. The research methodology utilizes a rigorous scoring methodology based on both qualitative and quantitative criteria that results in a single graphical illustration of each vendor's position within a given market. The Capabilities score measures vendor product, go-to-market and business execution in the short-term. The Strategy score measures alignment of vendor strategies with customer requirements in a 3-5-year timeframe. Vendor market share is represented by the size of the circles. Vendor year-over-year growth rate relative to the given market is indicated by a plus, neutral or minus next to the vendor name.

Experience Matters



Thank you

