



Building the Future-Proofed Workplace

Courtney Elling, Account Executive

Ryan Casey, Solutions Engineer

Future-Proofed Workplaces for Real Estate

CISCO *Connect*

#CiscoConnect



Agenda

- Introductions
- Cisco's Journey to Future-Proofed Workplaces
- Intelligent Ready Building Framework
- Call to Action

Cisco powers how people and technology work together across the physical and digital worlds

AI-ready data centers

Transform data centers to power AI workloads anywhere

Future-proofed workplaces

Modernize everywhere people and technology work and serve customers

Secure global connectivity

Digital resilience

Keep your organization securely up and running in the face of any disruption

Accelerated by Cisco AI

Modernize everywhere people and technology work and serve customers

Campuses, branches, factories, homes, cars, hospitals, stadiums, hotels, and beyond



Secure campus and branch networking

Connect users and devices securely with a broad, flexible portfolio of solutions with security embedded from the start

Smart building technology

Transform devices on your network into sensors for better intelligence and control of physical spaces

Collaboration devices and software

Enable people to collaborate and connect effectively anywhere, delivering exceptional employee and customer experiences

User protection

Protect users everywhere they work with frictionless zero-trust secure access and layered security

Cisco's Journey to Future-Proofed Workplaces



Cisco's Workplace Journey



DEMOGRAPHICS

319 OFFICES

81 COUNTRIES

83k EMPLOYEES

\$1B ANNUAL REAL ESTATE SPEND



Cisco's Workplace Journey



DEMOGRAPHICS

319 OFFICES

81 COUNTRIES

83k EMPLOYEES

\$1B ANNUAL REAL ESTATE SPEND

REAL ESTATE (FT²)

17M CURRENT


27M HIGH WATER MARK (2013)

14M TARGET

Before Renovations and Relocations



WE'VE REOPENED THE
OFFICE. WHY DOES
EVERYONE WANT TO KEEP
WORKING FROM HOME?



TOM
FISH
BURNE



Cisco's Workplace Journey



DEMOGRAPHICS

319 OFFICES

81 COUNTRIES

83k EMPLOYEES

\$1B ANNUAL REAL ESTATE SPEND

REAL ESTATE (FT²)

17M CURRENT

27M HIGH WATER MARK (2013)

14M TARGET

TRANSFORMATION PILLARS



DIVEST TO INVEST



SITE MODERNIZATION



INTENTIONAL USE OF SPACE



LAB OPTIMIZATION



Cisco's Workplace Journey



DEMOGRAPHICS

319 OFFICES

81 COUNTRIES

83k EMPLOYEES

\$1B ANNUAL REAL ESTATE SPEND

REAL ESTATE (FT²)

17M CURRENT

27M HIGH WATER MARK (2013)

14M TARGET

TRANSFORMATION PILLARS



DIVEST TO INVEST



SITE MODERNIZATION



INTENTIONAL USE OF SPACE



LAB OPTIMIZATION

NEWEST OFFICES

2019

SG

SINGAPORE

2021

US

CHICAGO

2022

US

NEW YORK

2022

ZA

JOHANNESBURG

2023

US

ATLANTA

2023

FR

PARIS

2024

IT

MILAN

2024

CN

SHANGHAI

2025

GB

LONDON

IN PROGRESS

US


AUSTIN & DC

IN PROGRESS

JP

TOKYO

Offices with Purpose



There are multiple paths to hybrid





Cisco's Workplace Journey



DEMOGRAPHICS

319 OFFICES

81 COUNTRIES

83k EMPLOYEES

\$1B ANNUAL REAL ESTATE SPEND

REAL ESTATE (FT²)

17M CURRENT

27M HIGH WATER MARK (2013)

14M TARGET

TRANSFORMATION PILLARS



DIVEST TO INVEST



SITE MODERNIZATION



INTENTIONAL USE OF SPACE



LAB OPTIMIZATION

NEWEST OFFICES

2019

2021

2022

2022

2023

2023

2024

2024

2025

IN PROGRESS

IN PROGRESS

SG
US
US
ZA
US
FR
IT
CN
GB
US
JP

SINGAPORE
CHICAGO
NEW YORK
JOHANNESBURG
ATLANTA
PARIS
MILAN
SHANGHAI
LONDON
AUSTIN & DC
TOKYO

COLLABORATION MODALITIES



INFORMATION SHARING



DECISION MAKING



BRAINSTORMING & IDEATION



TEAM BUILDING

Understanding intent



Information Sharing



Decision-making



Brainstorming/
Ideation



Team Building

Brainstorming



Information Sharing



Decision-making





Team Building



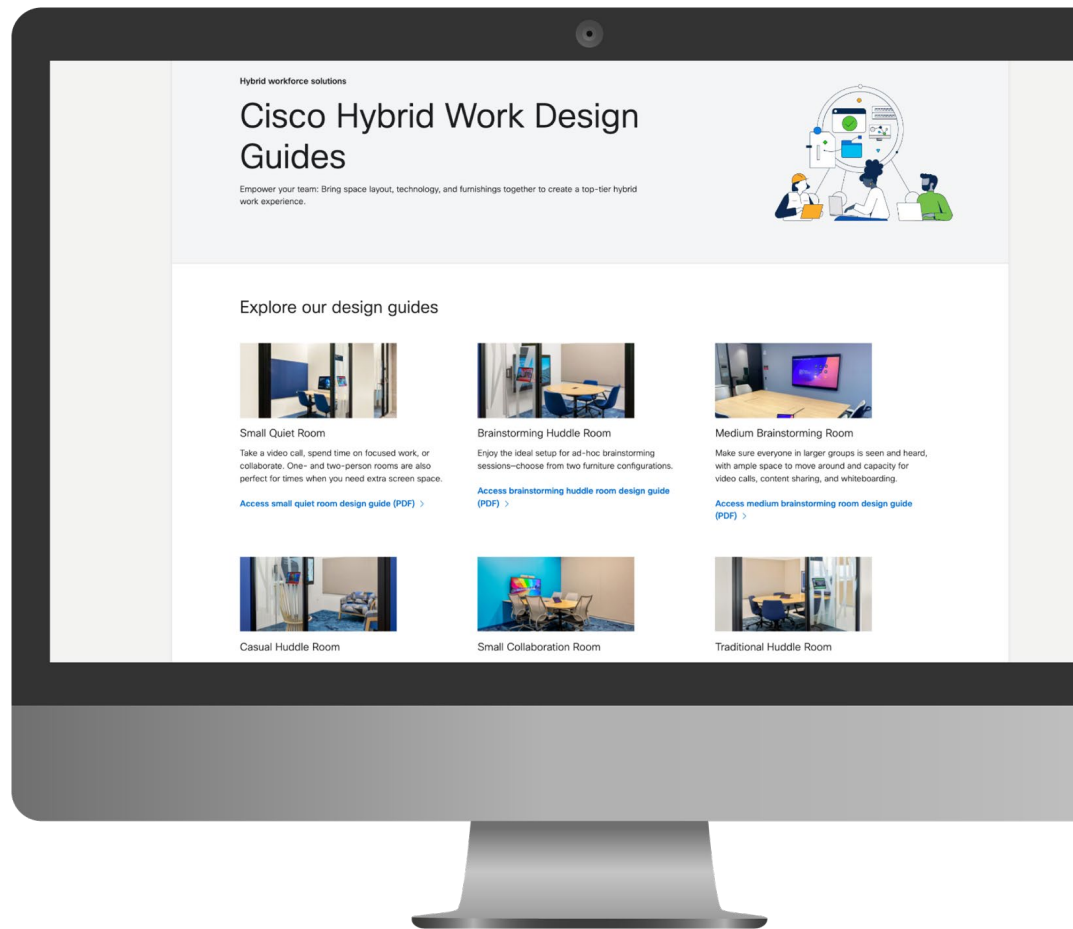
Small Group Collaboration



Cisco Collaboration Space Standards



Design Guides available on Cisco.com



Workspace Designer


Take meeting rooms from inspiration to reality


- Guided experience to design your own custom meeting room
- Preview your final design from every angle with tips for confidence
- Detailed Audio, Camera, Screen Size, Table and Room Size evaluation including remote camera view
- Seamlessly save and share everything you want for customer presentations

<https://www.webex.com/us/en/workspaces/workspace-designer.html>


Design your meeting room

Find the perfect meeting room setup catered for your real estate budget.





Medium room 10 people 17'5" x 20'4" 


Tips  Share 



Summary


 Room size
W: 17'5", L: 20'4", H: 8'6" >

 Table Shape and Size
Tapered, 10 Seats >

 Collaboration device
Room Bar Pro >

 Screens
2 x 60" Camera above >

 Microphones
3 x Table Microphone Pro >

 Software Experience
Cisco Rooms >

Blueprint



Cisco's Workplace Journey



DEMOGRAPHICS

319 OFFICES

81 COUNTRIES

83k EMPLOYEES

\$1B ANNUAL REAL ESTATE SPEND

REAL ESTATE (FT²)

17M CURRENT

27M HIGH WATER MARK (2013)

14M TARGET

TRANSFORMATION PILLARS



DIVEST TO INVEST



SITE MODERNIZATION



INTENTIONAL USE OF SPACE



LAB OPTIMIZATION

NEWEST OFFICES

2019

2021

2022

2022

2023

2023

2024

2024

2025

IN PROGRESS

IN PROGRESS

SG
US
US
ZA
US
FR
IT
CN
GB
US
JP

SINGAPORE
CHICAGO
NEW YORK
JOHANNESBURG
ATLANTA
PARIS
MILAN
SHANGHAI
LONDON
AUSTIN & DC
TOKYO

COLLABORATION MODALITIES



INFORMATION SHARING



DECISION MAKING



BRAINSTORMING & IDEATION



TEAM BUILDING

SUPPORT HYBRID WORK

PRE-HYBRID WORK

HYBRID WORK

INDIVIDUAL SPACE

70%

30%

COLLAB SPACE

30%

70%

TARGET SPACE BREAKDOWN

55%

35%

10%

COLLAB SEATING

FLEX SEATING

HOT DESKS + TOUCHDOWNS





CISCO *Connect*

Focused

10%



Collaboration




Flex Space



Community Tables



Community Lounge



Banquettes



Cisco's Workplace Journey



DEMOGRAPHICS

319 OFFICES

81 COUNTRIES

83k EMPLOYEES

\$1B ANNUAL REAL ESTATE SPEND

REAL ESTATE (FT²)

17M CURRENT

27M HIGH WATER MARK (2013)

14M TARGET

TRANSFORMATION PILLARS



DIVEST TO INVEST



SITE MODERNIZATION



INTENTIONAL USE OF SPACE



LAB OPTIMIZATION

NEWEST OFFICES

2019

2021

2022

2022

2023

2023

2024

2024

2025

IN PROGRESS

IN PROGRESS

SG
US
US
ZA
US
FR
IT
CN
GB
US
JP

SINGAPORE
CHICAGO
NEW YORK
JOHANNESBURG
ATLANTA
PARIS
MILAN
SHANGHAI
LONDON
AUSTIN & DC
TOKYO

COLLABORATION MODALITIES



INFORMATION SHARING



DECISION MAKING



BRAINSTORMING & IDEATION



TEAM BUILDING

SUPPORT HYBRID WORK

PRE-HYBRID WORK

HYBRID WORK

INDIVIDUAL SPACE

70%

30%

COLLAB SPACE

30%

70%

TARGET SPACE BREAKDOWN

55%

35%

10%

COLLAB SEATING

FLEX SEATING

HOT DESKS + TOUCHDOWNS

AD HOC

BOOKABLE

VIDEO ENABLED COLLAB SPACES

80%

20%

VIDEO ENABLED HOT DESKS

100%

0%

CISCO *Connect*

ATLANTA 11
20TH FLOOR

15 Waiting Rooms in this floor

7 3 5 0
Total Rooms

Find available meeting Rooms

Room Finder

Data Source: Wireless

Floor Occupancy: Low

Cool Spaces - Over Wireless

Indoor Air Quality: Excellent

Temperature: 22°C Humidity: 41%

Data Source: Wireless

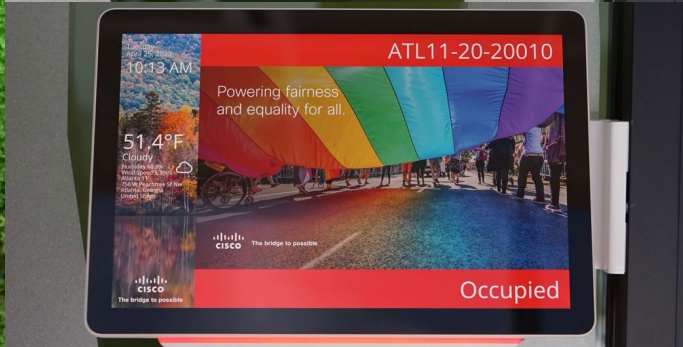
Reset Map

Wednesday October 8
9:42 AM

Paper do it your way!

On This Floor
Select to find an app:

- Next Room
- Help Desk
- Store
- Elevator



Hot desking vs. Hoteling





Cisco's Workplace Journey



DEMOGRAPHICS

319 OFFICES

81 COUNTRIES

83k EMPLOYEES

\$1B ANNUAL REAL ESTATE SPEND

REAL ESTATE (FT²)

17M CURRENT

27M HIGH WATER MARK (2013)

14M TARGET

TRANSFORMATION PILLARS



DIVEST TO INVEST



SITE MODERNIZATION



INTENTIONAL USE OF SPACE



LAB OPTIMIZATION

NEWEST OFFICES

2019

2021

2022

2022

2023

2023

2024

2024

2025

IN PROGRESS

IN PROGRESS

SG
US
US
ZA
US
FR
IT
CN
GB
US
JP

SINGAPORE
CHICAGO
NEW YORK
JOHANNESBURG
ATLANTA
PARIS
MILAN
SHANGHAI
LONDON
AUSTIN & DC
TOKYO

COLLABORATION MODALITIES



INFORMATION SHARING



DECISION MAKING



BRAINSTORMING & IDEATION



TEAM BUILDING

SUPPORT HYBRID WORK

PRE-HYBRID WORK

HYBRID WORK

INDIVIDUAL SPACE **70%** **30%**
COLLAB SPACE **30%** **70%**

TARGET SPACE BREAKDOWN

55% **35%** **10%**

COLLAB SEATING FLEX SEATING HOT DESKS + TOUCHDOWNS

AD HOC

BOOKABLE

VIDEO ENABLED COLLAB SPACES **80%** **20%**

VIDEO ENABLED HOT DESKS **100%** **0%**

PERSONAL OFFICES



COLLAB SPACES VIDEO ENABLED **100%**

CISCO *Connect*

A device for every space and place



Cisco Room Bar



Cisco Room Bar Pro



Cisco Room Kit EQ



Cisco Board Pro G2



Cisco Room Kit EQX



Desk Phone 9800 Series



Desk Mini




Desk



Desk Pro

'Video enabled' requires more than a camera and monitor



cisco *Connect*

Sensors

Advanced people detecting and environmental sensors.

Network agents

Get to the bottom of any issue with ThousandEyes agents on devices.

Digital signage

Display custom content on your devices to enhance employee experience.

Wayfinding & Room Booking

Interactive wayfinding and indoor positioning. Find and book meeting rooms.

Room Integrations

The Cisco devices ecosystem of partners, ISVs, and developers helps you create seamless workflows.

Interoperability

Join any Webex, Microsoft Teams, Google Meet, or Zoom meeting with the touch of a button.

Management

One dashboard to manage everything.

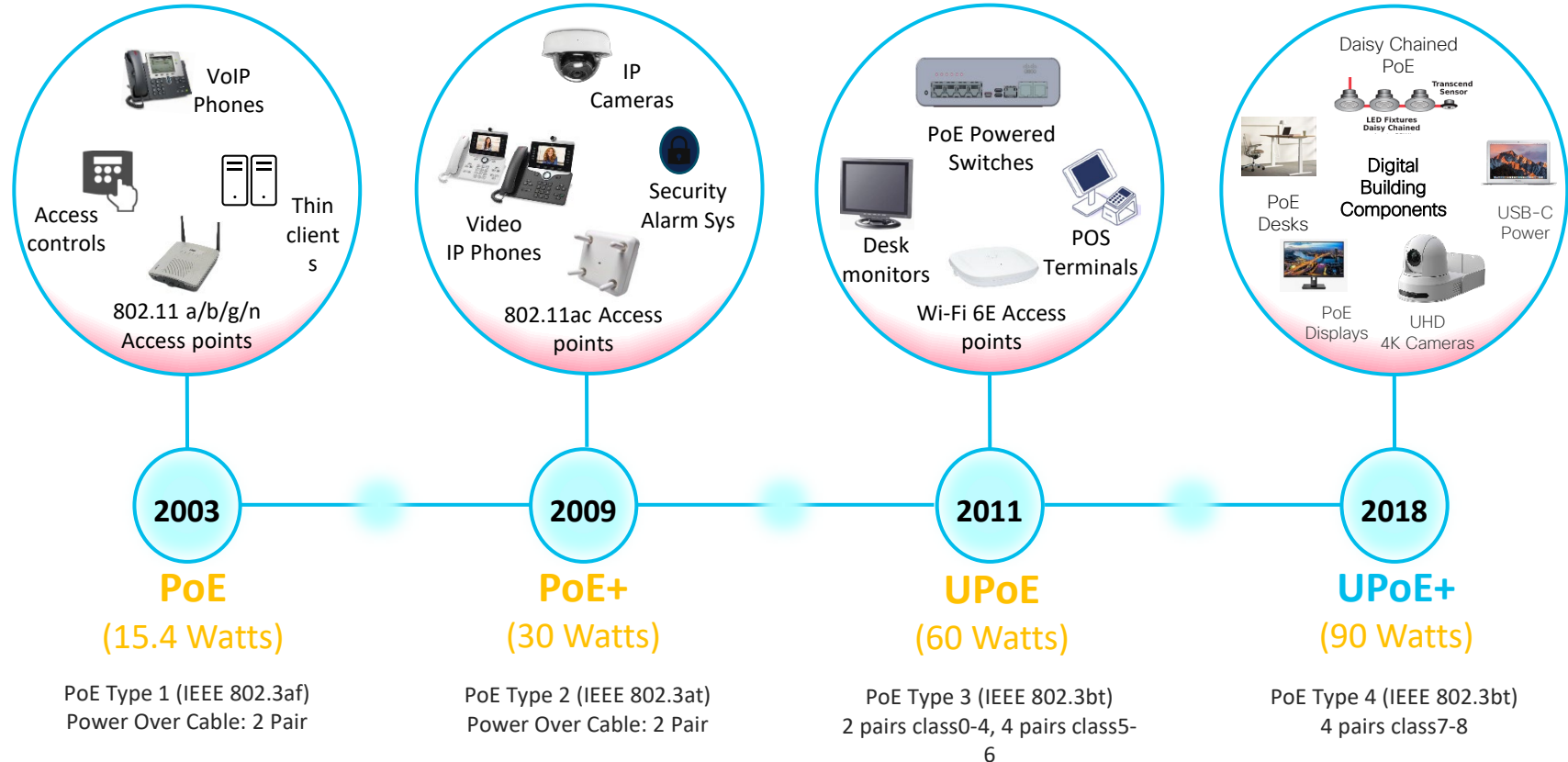
Whiteboarding

Ideate and collaborate with advanced whiteboarding capabilities.

Content sharing

Share wired or wireless. Use the Webex app, AirPlay or Miracast.

90 Watts PoE Evolution





Cisco's Workplace Journey



DEMOGRAPHICS

319 OFFICES

81 COUNTRIES

83k EMPLOYEES

\$1B ANNUAL REAL ESTATE SPEND

REAL ESTATE (FT²)

17M CURRENT

27M HIGH WATER MARK (2013)

14M TARGET

TRANSFORMATION PILLARS



DIVEST TO INVEST



SITE MODERNIZATION



INTENTIONAL USE OF SPACE



LAB OPTIMIZATION

NEWEST OFFICES

2019

2021

2022

2022

2023

2023

2024

2024

2025

IN PROGRESS

IN PROGRESS

SG
US
US
ZA
US
FR
IT
CN
GB
US
JP

SINGAPORE
CHICAGO
NEW YORK
JOHANNESBURG
ATLANTA
PARIS
MILAN
SHANGHAI
LONDON
AUSTIN & DC
TOKYO

COLLABORATION MODALITIES



INFORMATION SHARING



DECISION MAKING



BRAINSTORMING & IDEATION



TEAM BUILDING

SUPPORT HYBRID WORK

	PRE-HYBRID WORK	HYBRID WORK
INDIVIDUAL SPACE	70%	30%
COLLAB SPACE	30%	70%

TARGET SPACE BREAKDOWN

55%	35%	10%
COLLAB SEATING	FLEX SEATING	HOT DESKS + TOUCHDOWNS

	AD HOC	BOOKABLE
VIDEO ENABLED COLLAB SPACES	80%	20%
VIDEO ENABLED HOT DESKS	100%	0%

PERSONAL OFFICES



COLLAB SPACES VIDEO ENABLED

100%

CISCO Connect

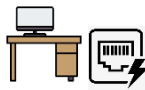
CORPORATE SUSTAINABILITY

CISCO NET ZERO GOAL BY YEAR

2040

BASE ARCHITECTURE
(lighting, shading, environmental controls, IoT Sensors)

100% PoE



PoE DESKS



PUBLIC TRANSPORT



SUSTAINABLY SOURCED MATERIALS



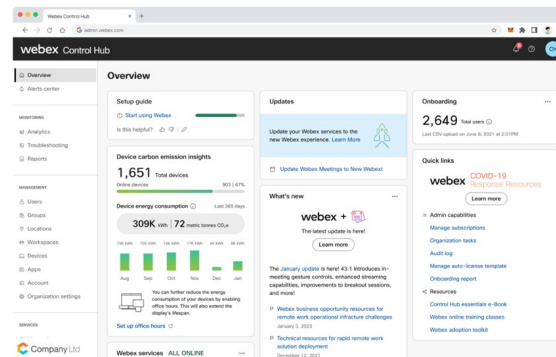
CLEAN DESK POLICY



DC MICROGRID

Cisco Devices Contributing to meeting sustainability goals

Cisco Devices:
designed with
circularity



Carbon Emission
Insights, providing
reporting and
recommendations

Product Take Back
and Reuse Program,
Free removal and
transport of end of use
technology





Cisco's Workplace Journey



DEMOGRAPHICS

319 OFFICES

81 COUNTRIES

83k EMPLOYEES

\$1B ANNUAL REAL ESTATE SPEND

REAL ESTATE (FT²)

17M CURRENT

27M HIGH WATER MARK (2013)

14M TARGET

TRANSFORMATION PILLARS



DIVEST TO INVEST



SITE MODERNIZATION



INTENTIONAL USE OF SPACE



LAB OPTIMIZATION

NEWEST OFFICES

2019

2021

2022

2022

2023

2023

2024

2024

2025

IN PROGRESS

IN PROGRESS

SG SINGAPORE
US CHICAGO
US NEW YORK
US JOHANNESBURG
ZA G
US ATLANTA
FR PARIS
IT MILAN
CN SHANGHAI
GB LONDON
US AUSTIN & DC
JP TOKYO

COLLABORATION MODALITIES



INFORMATION SHARING



DECISION MAKING



BRAINSTORMING & IDEATION



TEAM BUILDING

SUPPORT HYBRID WORK

PRE-HYBRID WORK

HYBRID WORK

INDIVIDUAL SPACE **70%** **30%**
COLLAB SPACE **30%** **70%**

TARGET SPACE BREAKDOWN

55% **35%** **10%**
COLLAB SEATING FLEX SEATING HOT DESKS + TOUCHDOWNS

AD HOC

BOOKABLE

VIDEO ENABLED COLLAB SPACES **80%** **20%**
VIDEO ENABLED HOT DESKS **100%** **0%**

PERSONAL OFFICES



COLLAB SPACES VIDEO ENABLED

100%

CISCO *Connect*

CORPORATE SUSTAINABILITY

CISCO NET ZERO GOAL BY YEAR

2040

BASE ARCHITECTURE (lighting, shading, environmental controls, IoT Sensors)

100%
PoE



POE DESKS



PUBLIC TRANSPORT



SUSTAINABLY SOURCED MATERIALS



CLEAN DESK POLICY



DC MICROGRID

EMPLOYEE HEALTH & WELLNESS



Cisco's Workplace Journey



DEMOGRAPHICS

319 OFFICES
81 COUNTRIES
83k EMPLOYEES
\$1B ANNUAL REAL ESTATE SPEND

REAL ESTATE (FT²)

17M CURRENT
27M HIGH WATER MARK (2013)
14M TARGET

TRANSFORMATION PILLARS



DIVEST TO INVEST
 SITE MODERNIZATION
 INTENTIONAL USE OF SPACE
 LAB OPTIMIZATION

NEWEST OFFICES

2019
2021
2022
2022
2023
2023
2024
2024
2025
 IN PROGRESS
 IN PROGRESS

SG SINGAPORE
 US CHICAGO
 US NEW YORK
 US JOHANNESBURG
 ZA G
 US ATLANTA
 FR PARIS
 IT MILAN
 CN SHANGHAI
 GB LONDON
 US AUSTIN & DC
 JP TOKYO

COLLABORATION MODALITIES



INFORMATION SHARING
 DECISION MAKING
 BRAINSTORMING & IDEATION
 TEAM BUILDING

SUPPORT HYBRID WORK

PRE-HYBRID WORK

HYBRID WORK

INDIVIDUAL SPACE **70%** **30%**
 COLLAB SPACE **30%** **70%**
 TARGET SPACE BREAKDOWN
55% **35%** **10%**
 COLLAB SEATING FLEX SEATING HOT DESKS + TOUCHDOWNS
 VIDEO ENABLED COLLAB SPACES **80%** **20%**
 VIDEO ENABLED HOT DESKS **100%** **0%**

AD HOC

BOOKABLE

PERSONAL OFFICES



COLLAB SPACES VIDEO ENABLED

100%

CISCO *Connect*

CORPORATE SUSTAINABILITY

CISCO NET ZERO GOAL BY YEAR

2040
100%
PoE

BASE ARCHITECTURE (lighting, shading, environmental controls, IoT Sensors)



PoE DESKS



PUBLIC TRANSPORT



SUSTAINABLY SOURCED MATERIALS



CLEAN DESK POLICY



DC MICROGRID

EMPLOYEE HEALTH & WELLNESS



MAXIMIZE NATURAL DAYLIGHT



THERMAL COMFORT



MEASURE & DISPLAY AIR QUALITY



HEALTHY SNACKS



LIVING WALL & NATIVE PLANTS



SIT / STAND DESKS



REFLECTION & GAME ROOMS



DIGITAL SIGNAGE & ALERTS (APPSPACE)

THE WELL BUILDING STANDARD™

SEVEN CONCEPTS FOR HEALTHIER BUILDINGS



AIR



WATER



NOURISHMENT



LIGHT



FITNESS

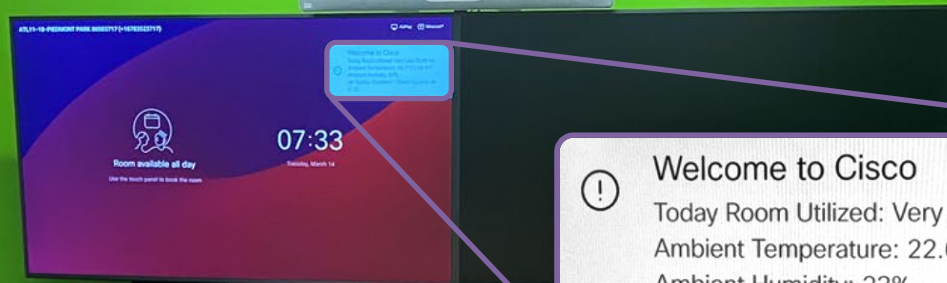


COMFORT



MIND





Welcome to Cisco

Today Room Utilized: Very Low (0.00 hr)

Ambient Temperature: 22.6°C | 72.7°F

Ambient Humidity: 23%

Air Quality: Good - Good Air Quality (2.4)





Cisco's Workplace Journey



DEMOGRAPHICS

319 OFFICES

81 COUNTRIES

83k EMPLOYEES

\$1B ANNUAL REAL ESTATE SPEND

REAL ESTATE (FT²)

17M CURRENT

27M HIGH WATER MARK (2013)

14M TARGET

TRANSFORMATION PILLARS



DIVEST TO INVEST



SITE MODERNIZATION



INTENTIONAL USE OF SPACE



LAB OPTIMIZATION

NEWEST OFFICES

2019

2021

2022

2022

2023

2023

2024

2024

2025

IN PROGRESS

IN PROGRESS

SG
US
US
ZA
US
FR
IT
CN
GB
US
JP

SINGAPORE
CHICAGO
NEW YORK
JOHANNESBURG
ATLANTA
PARIS
MILAN
SHANGHAI
LONDON
AUSTIN & DC
TOKYO

COLLABORATION MODALITIES



INFORMATION SHARING



DECISION MAKING



BRAINSTORMING & IDEATION



TEAM BUILDING

SUPPORT HYBRID WORK

INDIVIDUAL SPACE **70%** PRE-HYBRID **30%** HYBRID
COLLAB SPACE **30%** **70%**

TARGET SPACE BREAKDOWN

55% COLLAB SEATING
35% FLEX SEATING
10% HOT DESKS + TOUCHDOWNS

VIDEO ENABLED COLLAB SPACES **80%** AD HOC **20%** BOOKABLE
VIDEO ENABLED HOT DESKS **100%** **0%**

PERSONAL OFFICES



COLLAB SPACES VIDEO ENABLED

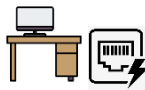
100%

CORPORATE SUSTAINABILITY

CISCO NET ZERO GOAL BY YEAR

2040
100%
PoE

BASE ARCHITECTURE (lighting, shading, environmental controls, IoT Sensors)



PoE DESKS



PUBLIC TRANSPORT



REDUCED EMBODIED CARBON



SUSTAINABLY SOURCED MATERIALS



CLEAN DESK POLICY



DC MICROGRID

EMPLOYEE HEALTH & WELLNESS



MAXIMIZE NATURAL DAYLIGHT



THERMAL COMFORT



MEASURE & DISPLAY AIR QUALITY



HEALTHY SNACKS



LIVING WALL & NATIVE PLANTS



SIT / STAND DESKS



REFLECTION & GAME ROOMS



DIGITAL SIGNAGE & ALERTS (APPSPACE)

THE WELL BUILDING STANDARD™

SEVEN CONCEPTS FOR HEALTHIER BUILDINGS



AIR



WATER



NOURISHMENT



LIGHT



FITNESS



COMFORT



MIND

DIGITIZE CISCO REAL ESTATE

How do you MEASURE how your workplace is performing?





Cisco's Workplace Journey



DEMOGRAPHICS

319 OFFICES

81 COUNTRIES

83k EMPLOYEES

\$1B ANNUAL REAL ESTATE SPEND

REAL ESTATE (FT²)

17M CURRENT

27M HIGH WATER MARK (2013)

14M TARGET

TRANSFORMATION PILLARS



DIVEST TO INVEST



SITE MODERNIZATION



INTENTIONAL USE OF SPACE



LAB OPTIMIZATION

NEWEST OFFICES

2019

2021

2022

2022

2023

2023

2024

2024

2025

IN PROGRESS

IN PROGRESS

SG
US
US
ZA
US
FR
IT
CN
GB
US
JP

SINGAPORE
CHICAGO NEW
YORK JOHANNESBURG
ATLANTA
PARIS
MILAN
SHANGHAI
LONDON
AUSTIN & DC
TOKYO

COLLABORATION MODALITIES



INFORMATION SHARING



DECISION MAKING



BRAINSTORMING & IDEATION



TEAM BUILDING

SUPPORT HYBRID WORK

	PRE-HYBRID	HYBRID
INDIVIDUAL SPACE	70%	30%
COLLAB SPACE	30%	70%

TARGET SPACE BREAKDOWN

55%	35%	10%
COLLAB SEATING	FLEX SEATING	HOT DESKS + TOUCHDOWNS

	AD HOC	BOOKABLE
VIDEO ENABLED COLLAB SPACES	80%	20%
VIDEO ENABLED HOT DESKS	100%	0%

PERSONAL OFFICES



COLLAB SPACES VIDEO ENABLED

100%

CORPORATE SUSTAINABILITY

CISCO NET ZERO GOAL BY YEAR

BASE ARCHITECTURE (lighting, shading, environmental controls, IoT Sensors)



REDUCED EMBODIED CARBON



SUSTAINABLY SOURCED MATERIALS



CLEAN DESK POLICY



DC MICROGRID

2040
100%
PoE



PoE DESKS



PUBLIC TRANSPORT

EMPLOYEE HEALTH & WELLNESS



MAXIMIZE NATURAL DAYLIGHT



THERMAL COMFORT



MEASURE & DISPLAY AIR QUALITY



HEALTHY SNACKS



LIVING WALL & NATIVE PLANTS



SIT / STAND DESKS



REFLECTION & GAME ROOMS



DIGITAL SIGNAGE & ALERTS (APPSPACE)

THE WELL BUILDING STANDARD™

SEVEN CONCEPTS FOR HEALTHIER BUILDINGS



AIR



WATER



NOURISHMENT



LIGHT



FITNESS



COMFORT



MIND

DIGITIZE CISCO REAL ESTATE

DATA POINTS BEING HARVESTED

THOUSANDS!

(NYC – 5k, ATL – 8k)



SENSORS & CAMERAS



COLLAB TECHNOLOGY




ACCESS POINTS

Collaboration devices are an extension of the network



People Count

Enabling the
“informed design”



Digitizing Real Estate



Temperature, Humidity,
VOC (volatile organic
compounds)



Temperature, Humidity
Ambient Noise TVOC,
PM2.5, CO²



Temperature, Humidity TVOC,
PM 1.0/2.5/10, CO²



People count,
Ambient Noise

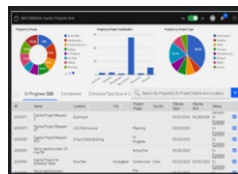


Occupancy and People
Count



People count, people's
physical location to track
their journey through the
office

Floor occupancy
(macro floor plate loading)



Workspace Analytics



Workspace
Tools



Lux levels, temperature



Cisco's Workplace Journey



DEMOGRAPHICS

319 OFFICES

81 COUNTRIES

83k EMPLOYEES

\$1B ANNUAL REAL ESTATE SPEND

REAL ESTATE (FT²)

17M CURRENT

27M HIGH WATER MARK (2013)

14M TARGET

TRANSFORMATION PILLARS



DIVEST TO INVEST



SITE MODERNIZATION



INTENTIONAL USE OF SPACE



LAB OPTIMIZATION

NEWEST OFFICES

2019

2021

2022

2022

2023

2023

2024

2024

2025

IN PROGRESS

IN PROGRESS

SG
US
US
ZA
US
FR
IT
CN
GB
US
JP

SINGAPORE
CHICAGO NEW
YORK JOHANNESBURG
ATLANTA
PARIS
MILAN
SHANGHAI
LONDON
AUSTIN & DC
TOKYO

COLLABORATION MODALITIES



INFORMATION SHARING



DECISION MAKING



BRAINSTORMING & IDEATION



TEAM BUILDING

SUPPORT HYBRID WORK

	PRE-HYBRID	HYBRID
INDIVIDUAL SPACE	70%	30%
COLLAB SPACE	30%	70%

TARGET SPACE BREAKDOWN

55%	35%	10%
COLLAB SEATING	FLEX SEATING	HOT DESKS + TOUCHDOWNS

	AD HOC	BOOKABLE
VIDEO ENABLED COLLAB SPACES	80%	20%
VIDEO ENABLED HOT DESKS	100%	0%

PERSONAL OFFICES



COLLAB SPACES VIDEO ENABLED

100%

CORPORATE SUSTAINABILITY

CISCO NET ZERO GOAL BY YEAR

BASE ARCHITECTURE (lighting, shading, environmental controls, IoT Sensors)



REDUCED EMBODIED CARBON



SUSTAINABLY SOURCED MATERIALS



CLEAN DESK POLICY



DC MICROGRID

2040
100%
PoE



PoE DESKS



PUBLIC TRANSPORT

EMPLOYEE HEALTH & WELLNESS



MAXIMIZE NATURAL DAYLIGHT



THERMAL COMFORT



MEASURE & DISPLAY AIR QUALITY



HEALTHY SNACKS



LIVING WALL & NATIVE PLANTS



SIT / STAND DESKS



REFLECTION & GAME ROOMS



DIGITAL SIGNAGE & ALERTS (APPSPACE)

THE WELL BUILDING STANDARD™

SEVEN CONCEPTS FOR HEALTHIER BUILDINGS



AIR



WATER



NOURISHMENT



LIGHT



FITNESS



COMFORT



MIND

DIGITIZE CISCO REAL ESTATE

DATA POINTS BEING HARVESTED

THOUSANDS!

(NYC – 5k, ATL – 8k)



SENSORS & CAMERAS



COLLAB TECHNOLOGY



ACCESS POINTS



Cisco's Workplace Journey



DEMOGRAPHICS

319 OFFICES
81 COUNTRIES
83k EMPLOYEES
\$1B ANNUAL REAL ESTATE SPEND

REAL ESTATE (FT²)

17M CURRENT
27M HIGH WATER MARK (2013)
14M TARGET

TRANSFORMATION PILLARS



DIVEST TO INVEST
 SITE MODERNIZATION
 INTENTIONAL USE OF SPACE
 LAB OPTIMIZATION

NEWEST OFFICES

2019
2021
2022
2022
2023
2023
2024
2024
2025
 IN PROGRESS
 IN PROGRESS

SG
 US
 US
 ZA
 US
 FR
 IT
 CN
 GB
 US
 JP
 SINGAPORE
 CHICAGO NEW YORK
 JOHANNESBURG
 ATLANTA
 PARIS
 MILAN
 SHANGHAI
 LONDON
 AUSTIN & DC
 TOKYO

COLLABORATION MODALITIES



INFORMATION SHARING
 DECISION MAKING
 BRAINSTORMING & IDEATION
 TEAM BUILDING

SUPPORT HYBRID WORK

INDIVIDUAL SPACE
 COLLAB SPACE
 TARGET SPACE BREAKDOWN
 COLLAB SEATING
 FLEX SEATING
 HOT DESKS + TOUCHDOWNS
 VIDEO ENABLED COLLAB SPACES
 VIDEO ENABLED HOT DESKS
 # PERSONAL OFFICES
 COLLAB SPACES VIDEO ENABLED
 PRE-HYBRID
 HYBRID
 70%
 30%
 30%
 70%
 55%
 35%
 10%
 80%
 20%
 100%
 0%
 100%

CORPORATE SUSTAINABILITY

CISCO NET ZERO GOAL BY YEAR
 BASE ARCHITECTURE (lighting, shading, environmental controls, IoT Sensors)
 2040
 100%
 PoE
 PoE DESKS
 PUBLIC TRANSPORT
 REDUCED EMBODIED CARBON
 SUSTAINABLY SOURCED MATERIALS
 CLEAN DESK POLICY
 DC MICROGRID
 U.S. GREEN BUILDING COUNCIL
 LEED
 USGBC
 CO² FOOTPRINT
 REDUCE Your Carbon Footprint

EMPLOYEE HEALTH & WELLNESS

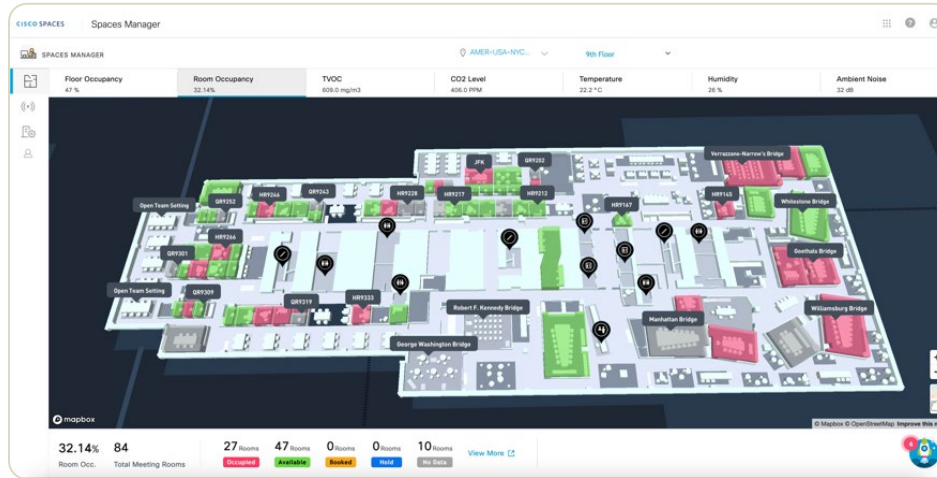
MAXIMIZE NATURAL DAYLIGHT
 THERMAL COMFORT
 MEASURE & DISPLAY AIR QUALITY
 HEALTHY SNACKS
 LIVING WALL & NATIVE PLANTS
 SIT / STAND DESKS
 REFLECTION & GAME ROOMS
 DIGITAL SIGNAGE & ALERTS (APPSPACE)
 THE WELL BUILDING STANDARD™
 SEVEN CONCEPTS FOR HEALTHIER BUILDINGS
 AIR
 WATER
 NOURISHMENT
 LIGHT
 FITNESS
 COMFORT
 MIND

DIGITIZE CISCO REAL ESTATE

DATA POINTS BEING HARVESTED
 THOUSANDS!
 (NYC – 5k, ATL – 8k)
 SENSORS & CAMERAS
 COLLAB TECHNOLOGY
 ACCESS POINTS
 CISCO SPACES
 SMART BUILDING PLATFORM (PEOPLE COUNT, AMBIENT NOISE, TEMPERATURE, HUMIDITY, VOC)

Space Manager

Real Time Occupancy Heatmaps & Environmental Insights



Space Manager App

Real-time occupancy

See where people are located in your space and how they use your workspaces, on a 3D map of your floor.

Heat maps

Watch the floor occupancy heat maps change in real-time or play them back over the past 24 hours to discover spaces with the most and least foot traffic.

Insights & Conditions

Real-time insight into the ambient conditions in the workplace. Monitor the indoor air quality in individual rooms and spaces, displayed on digital floor plans.

Meeting room occupancy

Visualize live meeting room occupancy at any point in time.



Cisco's Workplace Journey



DEMOGRAPHICS

319 OFFICES

81 COUNTRIES

83k EMPLOYEES

\$1B ANNUAL REAL ESTATE SPEND

REAL ESTATE (FT²)

17M CURRENT

27M HIGH WATER MARK (2013)

14M TARGET

TRANSFORMATION PILLARS



DIVEST TO INVEST



SITE MODERNIZATION



INTENTIONAL USE OF SPACE



LAB OPTIMIZATION

NEWEST OFFICES

2019

2021

2022

2022

2023

2023

2024

2024

2025

IN PROGRESS
IN PROGRESS

SG
US
US
ZA
US
FR
IT
CN
GB
US
JP

SINGAPORE
CHICAGO NEW
YORK JOHANNESBURG
ATLANTA
PARIS
MILAN
SHANGHAI
LONDON
AUSTIN & DC
TOKYO

COLLABORATION MODALITIES



INFORMATION SHARING



DECISION MAKING



BRAINSTORMING & IDEATION



TEAM BUILDING

SUPPORT HYBRID WORK

	PRE-HYBRID	HYBRID
INDIVIDUAL SPACE	70%	30%
COLLAB SPACE	30%	70%

TARGET SPACE BREAKDOWN

55%	35%	10%
COLLAB SEATING	FLEX SEATING	HOT DESKS + TOUCHDOWNS

	AD HOC	BOOKABLE
VIDEO ENABLED COLLAB SPACES	80%	20%
VIDEO ENABLED HOT DESKS	100%	0%

PERSONAL OFFICES



COLLAB SPACES VIDEO ENABLED

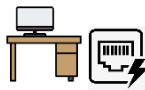
100%

CORPORATE SUSTAINABILITY

CISCO NET ZERO GOAL BY YEAR

2040
100%
PoE

BASE ARCHITECTURE (lighting, shading, environmental controls, IoT Sensors)



PoE DESKS



PUBLIC TRANSPORT



REDUCED EMBODIED CARBON



SUSTAINABLY SOURCED MATERIALS



CLEAN DESK POLICY



DC MICROGRID

EMPLOYEE HEALTH & WELLNESS



MAXIMIZE NATURAL DAYLIGHT



THERMAL COMFORT



MEASURE & DISPLAY AIR QUALITY



HEALTHY SNACKS



LIVING WALL & NATIVE PLANTS



SIT / STAND DESKS



REFLECTION & GAME ROOMS



DIGITAL SIGNAGE & ALERTS (APPSPACE)

THE WELL BUILDING STANDARD™

SEVEN CONCEPTS FOR HEALTHIER BUILDINGS



AIR



WATER



NOURISHMENT



LIGHT



FITNESS



COMFORT



MIND

DIGITIZE CISCO REAL ESTATE

DATA POINTS BEING HARVESTED

THOUSANDS!

(NYC – 5k, ATL – 8k)



SENSORS & CAMERAS



COLLAB TECHNOLOGY



ACCESS POINTS

cisco SPACES



SMART BUILDING PLATFORM (PEOPLE COUNT, AMBIENT NOISE, TEMPERATURE, HUMIDITY, VOC)



LIGHTING & OCCUPANCY SENSORS



AUTOMATED SHADING SYSTEM

~60% OT / ~40% IT



"The workplace has to **work harder** to **earn the trust** and respect of employees."

"Return on Commute"

"The office should be a **MAGNET**, not a **MANDATE**."

"In modern buildings, the network has become the fourth utility, driving connectivity, innovation, and efficiency."

"You can't **MANAGE** what you can't **MEASURE**."

"The strongest virtual connections are built on in-person meetings. A **handshake today** makes **remote collaboration tomorrow** more powerful."

"Come for the coffee, **stay for the connections**."

"We used to commute to compute. Now we're going to commute to collaborate."

"The office has become **software**. And software is **customizable** and **optimizable**."

"We used to commute to **COMPUTE**, now we're going to commute to **COLLABORATE**."

"ME space vs WE space"

"Success starts with a partnership between IT, **Real Estate** and Human Resources."

"We lost the 2 C's - organizational **CULTURE & CONNECTEDNESS** of our employees."

"The office is like the **campfire of the organization**. It's where culture is built."

"The foundation of the hybrid workplace will be built on **bytes**, not **bricks**."

Intelligent Ready Building Framework

Power over Ethernet powering solutions for over 20 years.



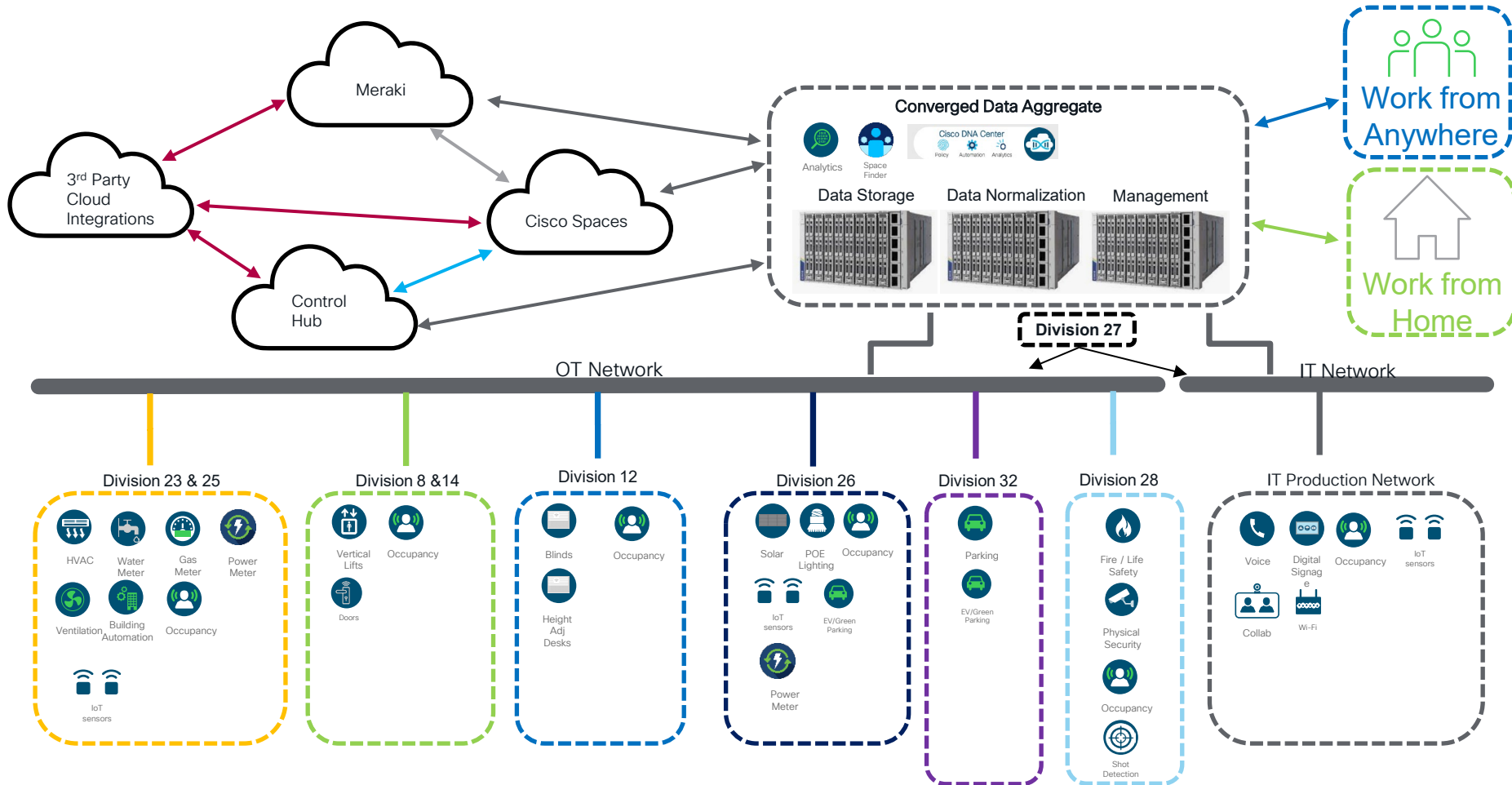
Intelligent by design



**Granular control and
visibility**



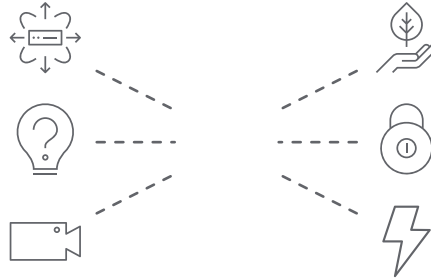
Securely built



Integrated

- BMS
- Security and access control
- Life Safety
- Energy management
- Smart blinds
- Landlord Network

Outcome Based Design



Delivered

- Visibility
- Automation
- Cyber Security
- Simple and Agile
- Efficient

Inform

Enhance

Transform

Catalyst 9K Switches

Multigigabit Ethernet Port Count

Good



C9300L-48UXG



C9300L-24UXG

- DNA Advantage
- Up to 12x10G ports
- Fixed uplinks
- 48 ports UPOE (60W)
- Up to 12x10G ports
- 48 ports POE+ (30W)

Better



C9300-24H



C9300-48H

- DNA Advantage License
- API Integrations
- 2.53 and 2.83 Gbps/Watt
- 48 ports UPOE+ (90W)
- 1900W PSU Option*
- Modular Uplinks
- StackPower
- >14% savings delivering power to endpoints*
- 27% reduction in operational energy usage
- Endpoint Analytics
- Enhanced Micro-segmentation
- Lowest MPS
- 2 Event Classification
- PoE Analytics and Wired Assurance POE control
- Power Load Shedding
- 802.1ba AVB
- 24 port 12% cost savings
- 48 port 4% cost savings

Best



C9300X-48HX



C9300X-24HX

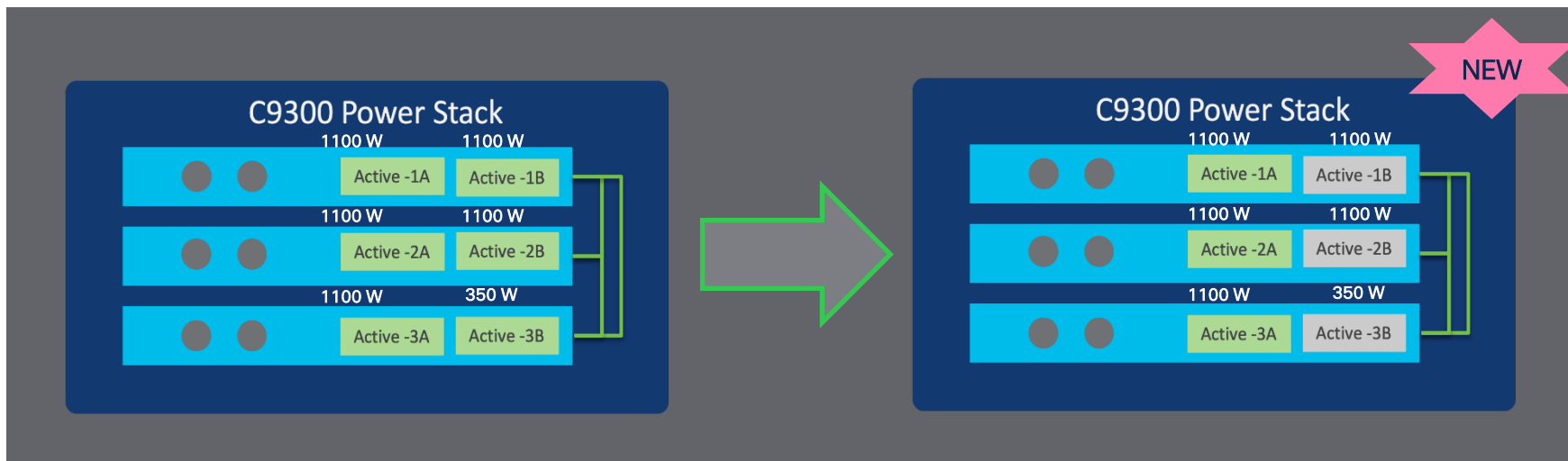
- Up to 48x10G or 48x5G ports
- 5.12 and 7.44 Gbps/watt
- 48 ports UPOE+ (90W)
- 36 active 90W ports
- Silicon One Chipset
- Enhanced App Hosting
- All H features included

Cost saving features

Power over Ethernet

* Only applicable to 9300

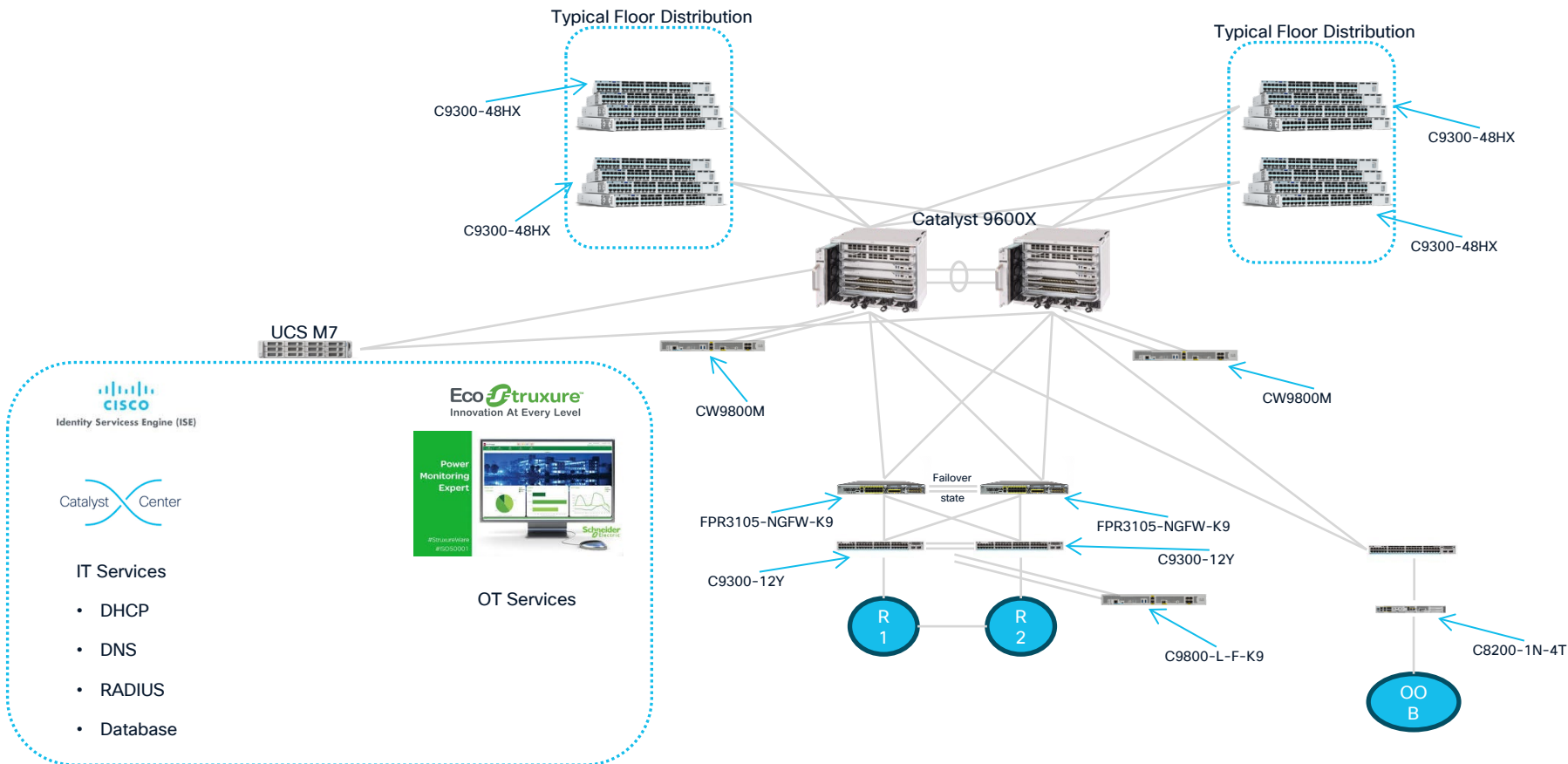
- Intelligently off-line's PSU's on a stack based on redundancy and load
- maintains load on PSU close to their peak efficiency curve
- Up to 20% energy savings*



* on a C9300 stack of 3 or above



Network Architecture



ISE Architecture

Standalone ISE



Policy Administration Node (PAN)

- Single plane of glass for ISE admin
- Replication hub for all config changes



Monitoring & Troubleshooting Node (MnT)

- Reporting and logging node
- Syslog collector from ISE Nodes



Policy Services Node (PSN)

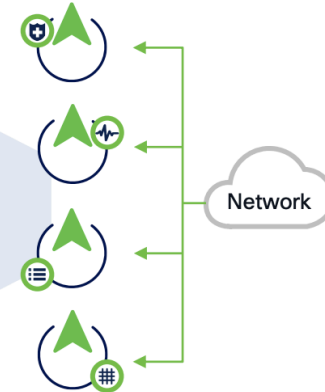
- Makes policy decisions
- RADIUS / TACACS+ Servers



pxGrid Controller

- Facilitates sharing of context

Distributed ISE



Single Node (Virtual/Appliance)



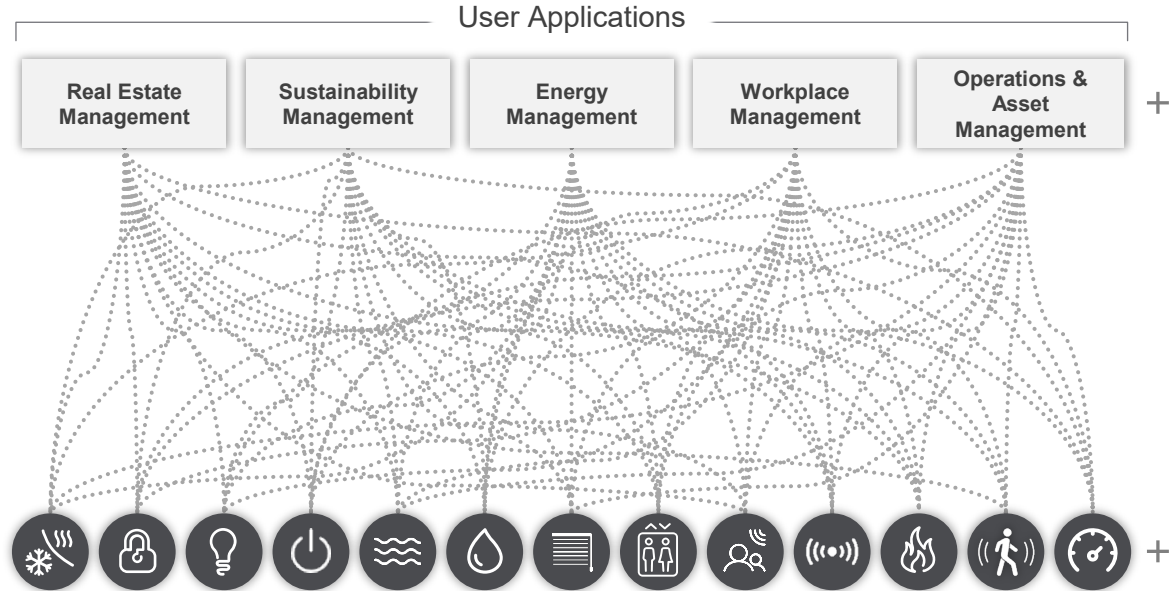
Multiple Nodes (Virtual/Appliance)

Up to 50,000 concurrent endpoints

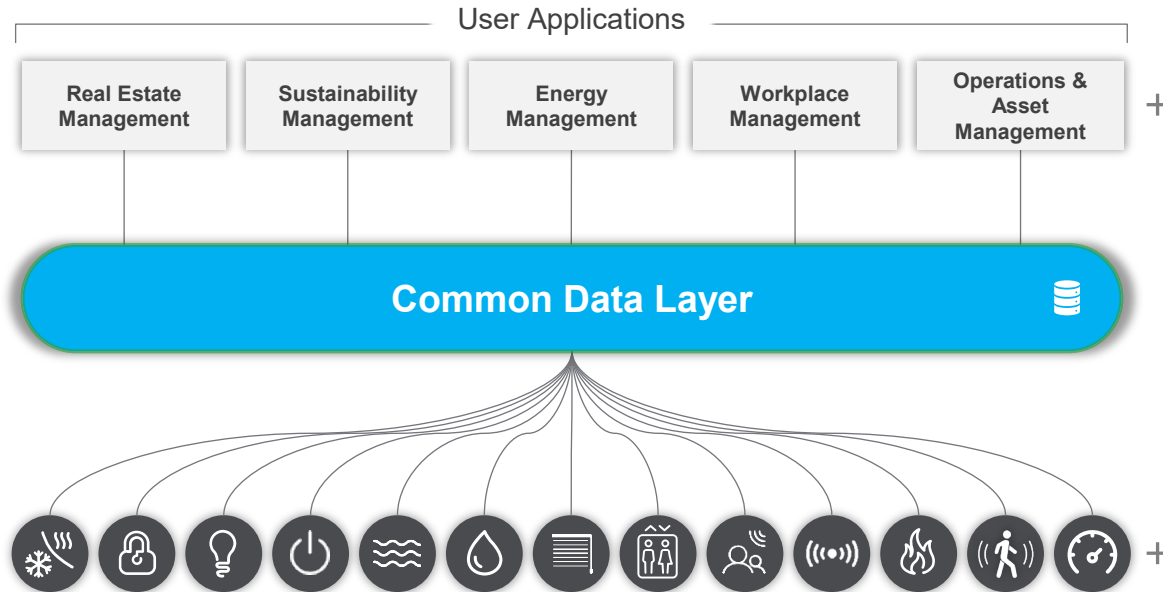
3700

Up to 2,000,000 concurrent endpoints

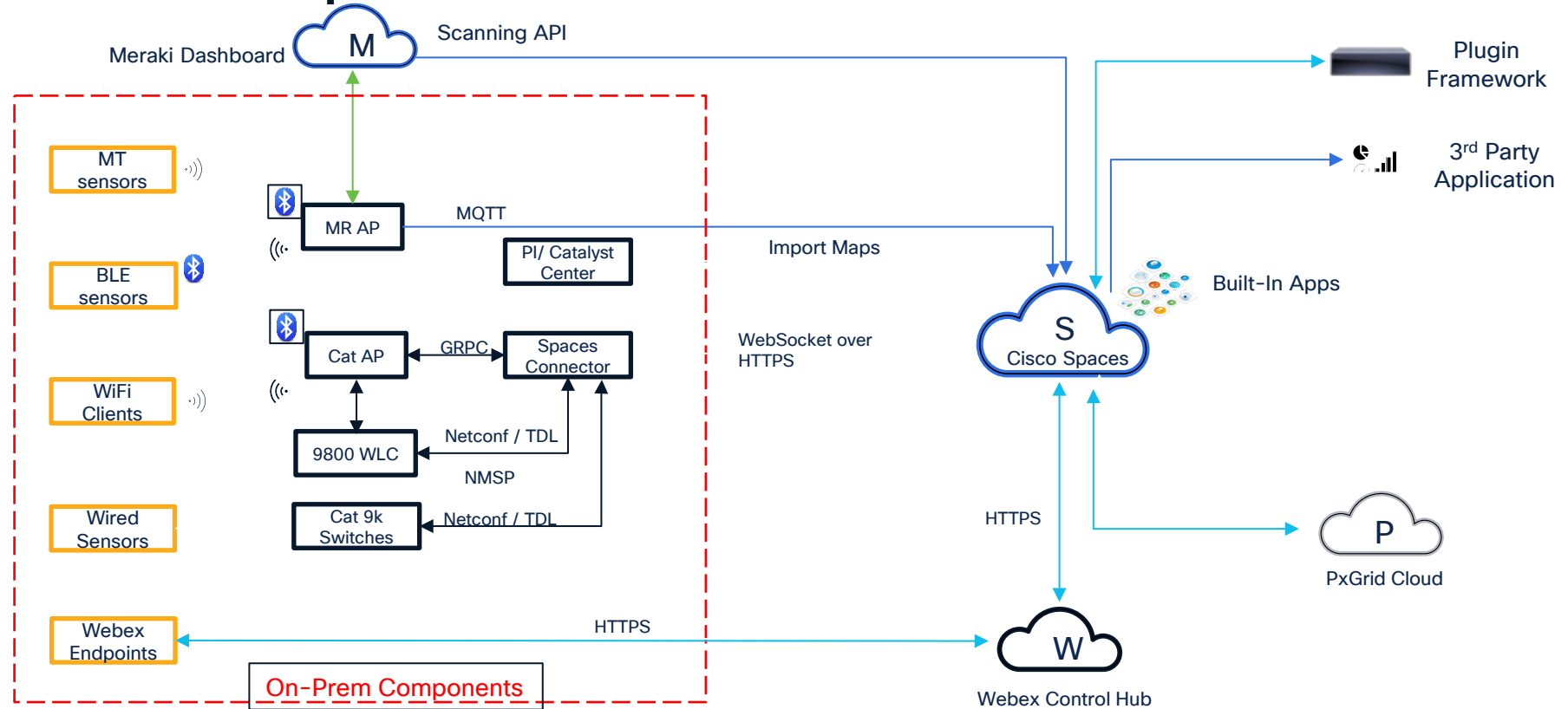
Traditional Siloed Systems



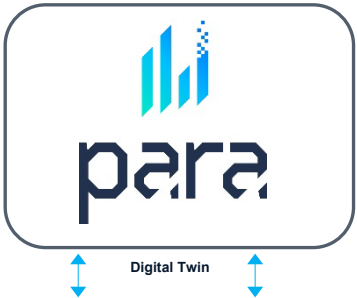
Intelligent Building Integrated Systems



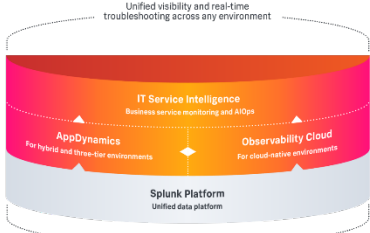
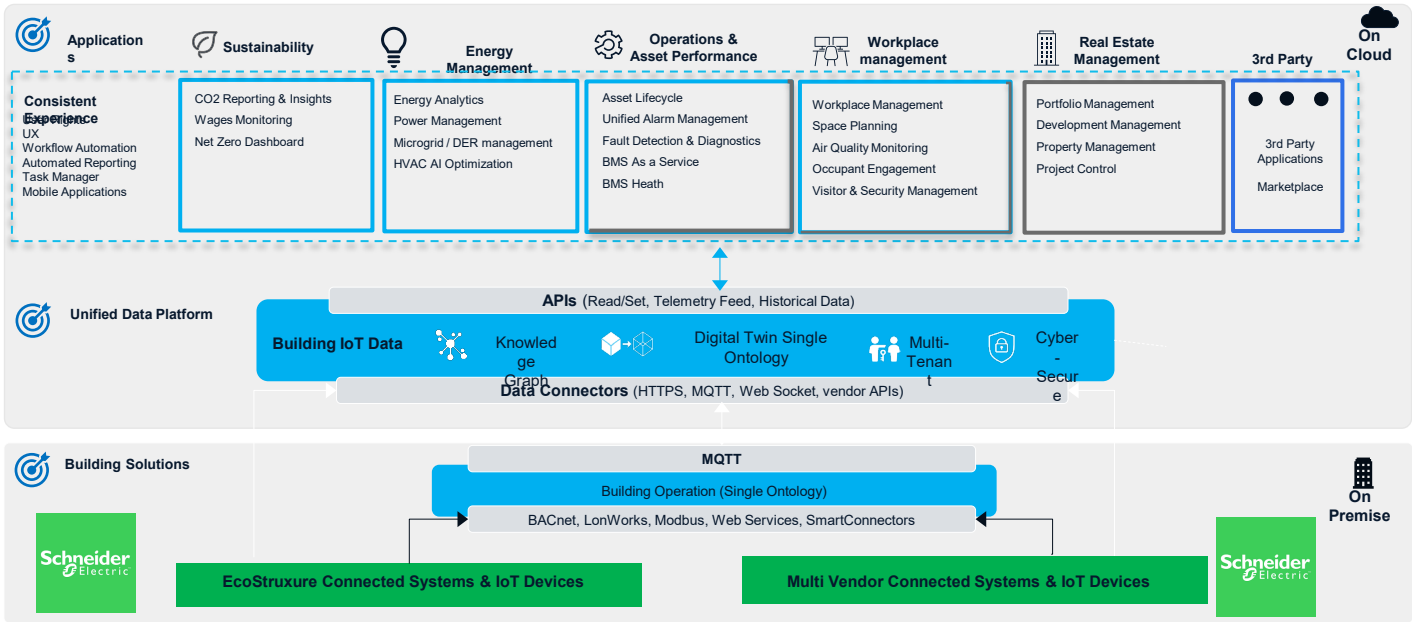
Cisco Spaces Cloud Architecture



Data Architecture



Digital Twin



Recognized industry leadership in observability
Unified metrics, events, logs, and traces
AI guidance to quickly spot unknowns and root causes
OpenTelemetry native and leading contributor



Joint Connected Architecture-

- Dedicated drops to all IP based field devices
- Segmentation based on solution and location

PoE Shading
Node

PoE Lighting
Node

PoE Lighting
Node

PoE Lighting
Node

SpaceLogic AS-P

SpaceLogic AS-P

SpaceLogic AS-P

SpaceLogic AS-P

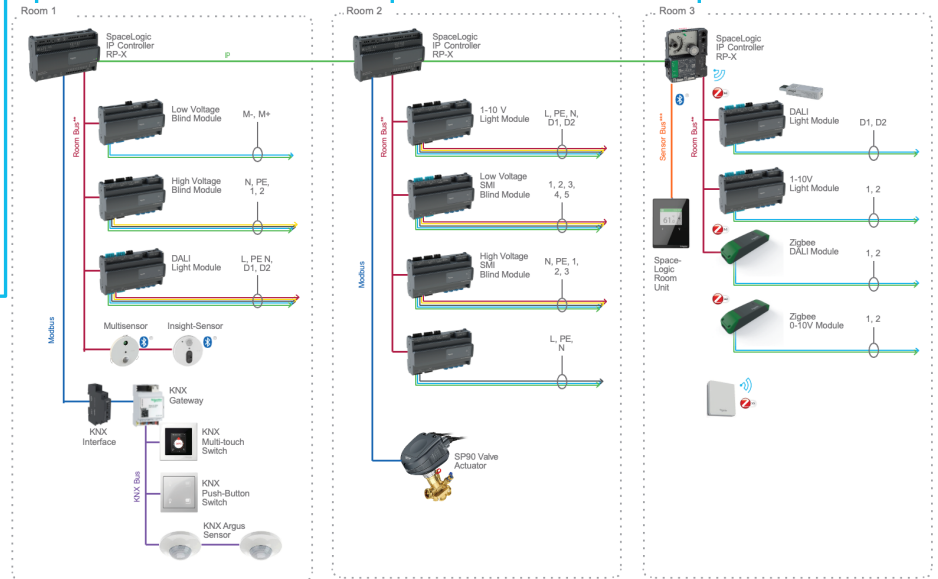
SpaceLogic AS-B

SpaceLogic AS-B

SpaceLogic AS-B

SpaceLogic AS-B

- 9300-48H
- 9300-48HX



150 Holborn – leading the way

18,500m

size of the building

11 brands

Sidara businesses
housed at 150 Holborn

60,000+

data points collected
every 5-minutes

Platinum

WiredScore, Smart
Score & LEED rated

Outstanding

BREEAM rated

650 sensors

measuring; occupancy,
CO2, temperature,
humidity, VOC & LUX



Dashboard Views

150

Energy Intelligence | Operational Spending

Building View



RF

07

06

05

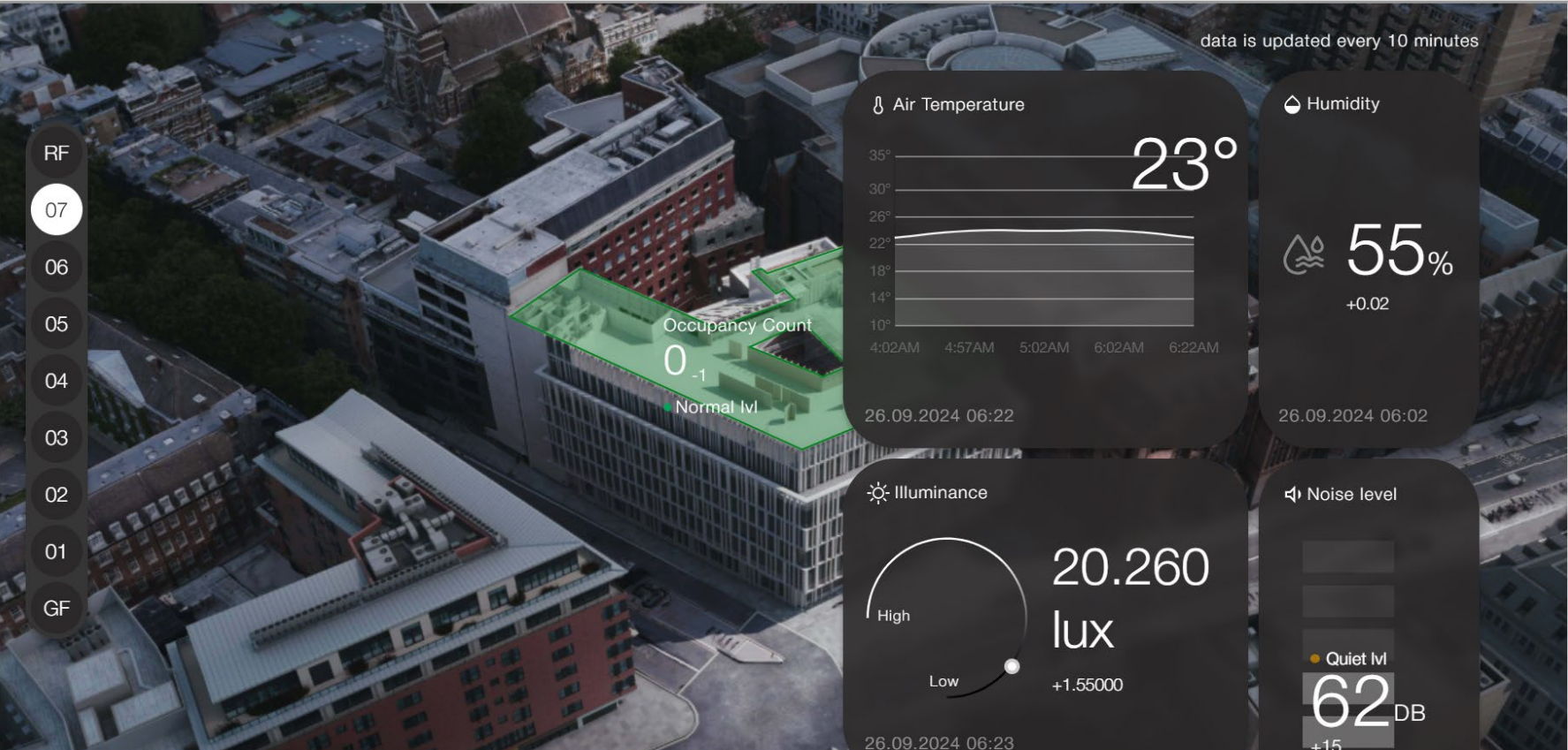
04

03

02

01

GF



data is updated every 10 minutes

Air Temperature



26.09.2024 06:22

Humidity

55%
+0.02

26.09.2024 06:02

Illuminance



26.09.2024 06:23

Noise level





coelling@cisco.com
rycasey@cisco.com



Celling
RyanACasey

Stay Connected

- Start the conversation with Commercial Real Estate

- Leverage our team

- Today's presentations will be posted in 2 weeks



- Continue the Conversation



CISCO *Connect*

Thank you