

Smarter Meetings, Seamless Collaboration

Webex AI + Cisco Video Devices

Bill Johnson
Systems Engineer - Collaboration

Dustin Kaplan
Systems Engineer - Collaboration





INTRODUCING

AI Agents for Webex Suite

New AI Agents for Webex Suite



Notetaker



Polling Agent



Task Agent



Meeting Scheduler

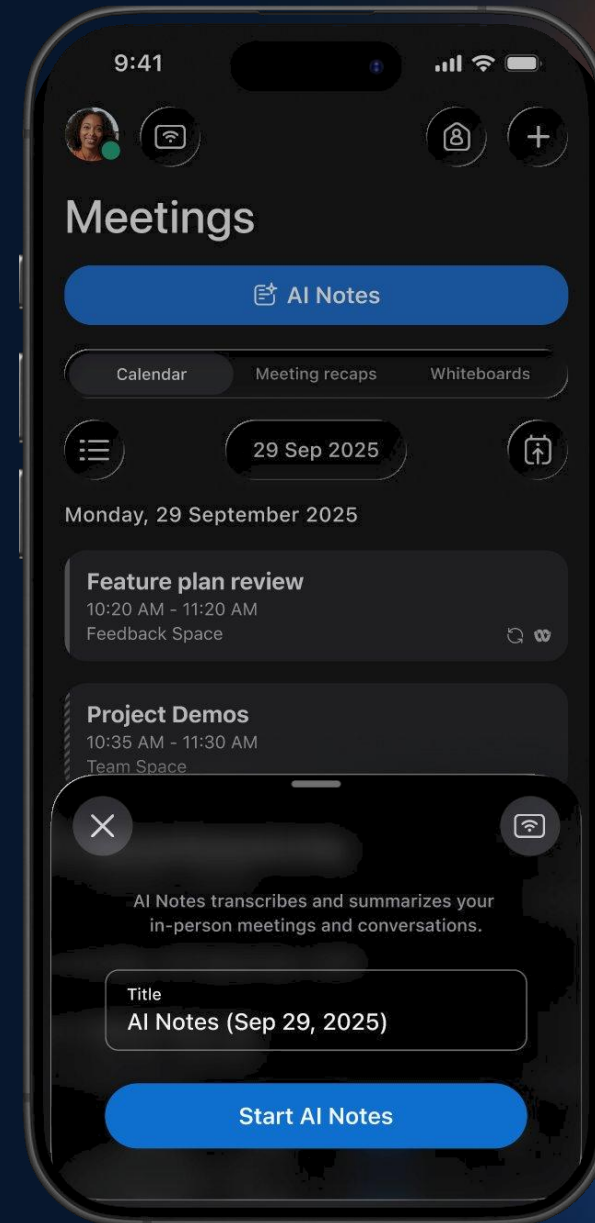


Receptionist

INTRODUCING

Notetaker

Instantly transcribe,
summarize and capture
action items from in-person
conversations

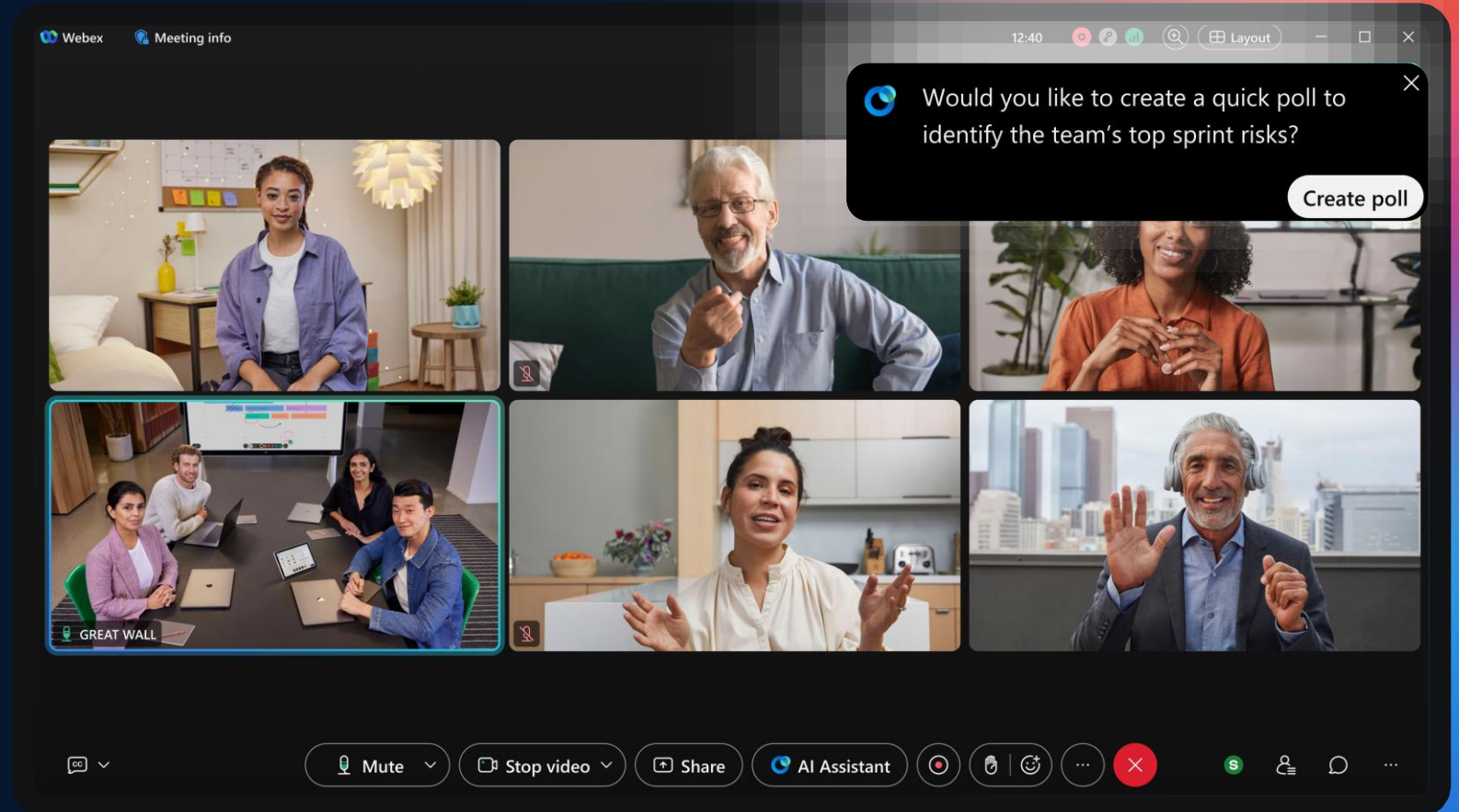


General Availability
Q1 CY26

INTRODUCING

Polling Agent

AI spots discussion topics and prompts live polls for immediate engagement



INTRODUCING

Task Agent

Action items in one place with proactive tips to help you complete each task

The screenshot displays a software interface with a dark theme. At the top, it shows a user profile, the text "Working from home", a search bar with "Search, meet, and call", and window controls. The main area is divided into three panels:

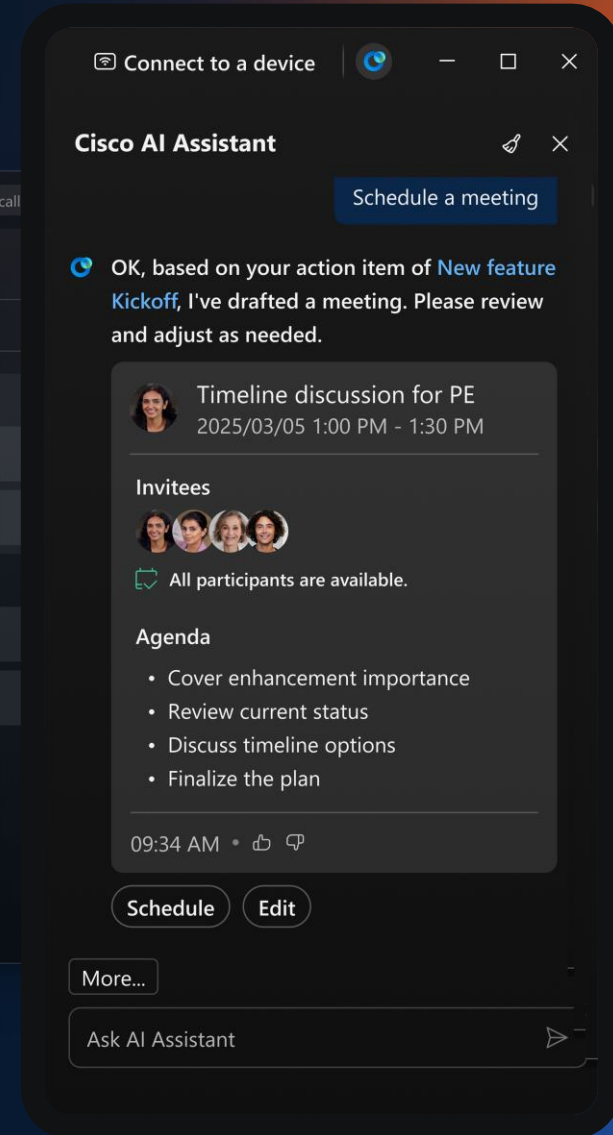
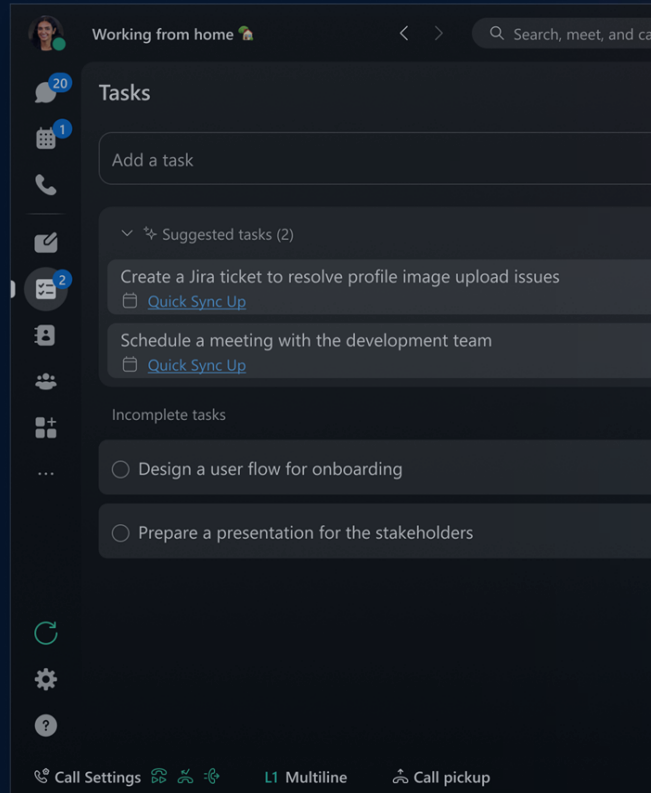
- Tasks Panel:** Features a "Add a task" input field with a plus icon. Below it, a section titled "Incomplete tasks" lists four items:
 - Create a Jira ticket to resolve profile image... (Tue, Jan 21)
 - Schedule a meeting with the development... (Wed, Jan 22)
 - Design a user flow for onboarding
 - Prepare a presentation for the stakeholders
- Task Detail Panel:** Shows details for the selected task "Create a Jira ticket to resolve profile image upload issues". It includes fields for "Create date" (Wed, Jan 15), "Source" (Quick Sync Up), "Due date" (Tue, Jan 21), and "Priority" (Add priority). There is also a "Notes" section with an "Add Notes" button.
- Cisco AI Assistant Panel:** Displays a proactive tip: "Do you want to create a Jira ticket to resolve profile image upload issues?" with a "Yes, create it" button. Below this is an "Ask AI Assistant" input field with a dropdown menu set to "All sources".

At the bottom of the interface, there are icons for "Call Settings", "L1 Multiline", and "Call pickup".

INTRODUCING

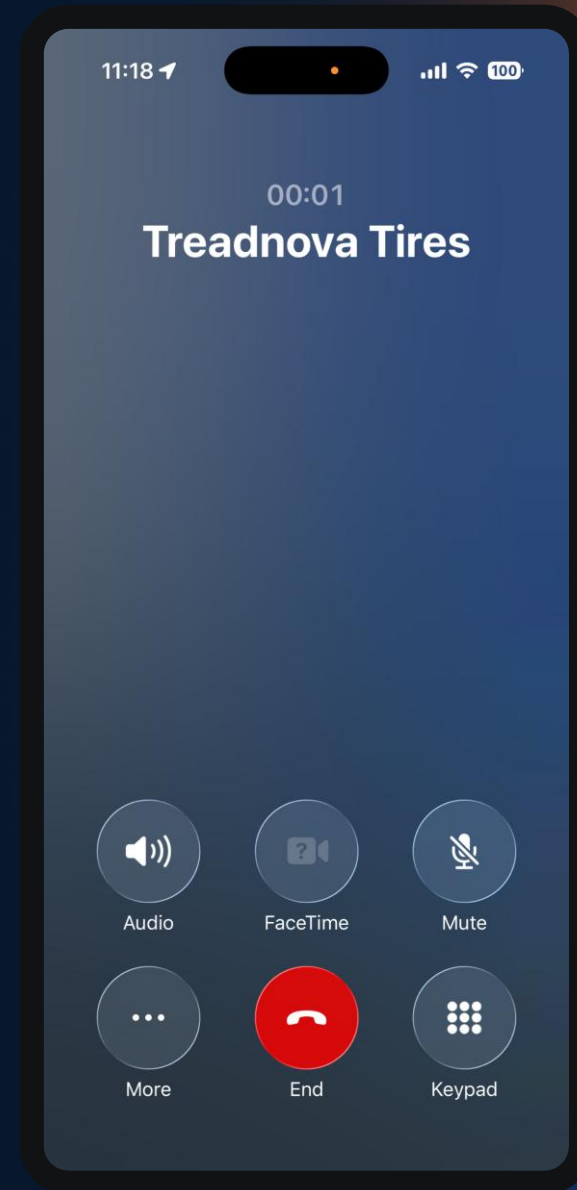
Meeting Scheduler

Use meeting action items to trigger smart, automated scheduling



AI Receptionist

Automate routine queries,
transfer calls, and more –
powered by Webex AI Agent



Controlled Availability
Q1 CY26

More powerful search capabilities

Across **meetings, calling
and messaging** in Webex



Cisco AI Assistant

And across
enterprise content



Amazon Q



Glean



Copilot

INTRODUCING

Copilot integration

Bi-directional
integration to access
collaboration content
and productivity tools



A screenshot of the Webex application interface. The main window displays a slide titled "Project Nova Status Update" with a background of overlapping colorful circles. On the right side, a "Webex AI Agent" sidebar is open, showing a chat interface with the text "Hello Molita! Here are some ideas to get you started." followed by several suggested questions related to Project Nova meetings and updates. The interface includes a search bar at the top, a menu bar, and a status bar at the bottom.

INTRODUCING

RoomOS 26

RoomOS 26

Your AI-enabled digital workforce.

RoomOS 26 brings intelligence to any meeting space, allowing AI to act as a silent enabler, anticipating consumers' needs, and simplifying admin workloads.



RoomOS 26 new capabilities



Evolved Momentum
Design



Audio Zones



Network Defined Rooms



Microsoft Developer
Ecosystem Platform



Notetaker



Workspace Advisor



Director

...and more

Predict and adapt: industry first agentic director

DYNAMIC CAMERA MODE

Leveraging the full suite of tools in our camera intelligence toolbox, Auto Camera Mode uses our agentic AI director to decide on the best camera view – regardless of which meeting platform you are using. No need for changing camera settings again.



GA: Q4 CY25




Note: The image above shows a Webex Meeting on a Desk Pro. The experience may look slightly different on other platforms.

Get the best, most inclusive experience

DYNAMIC CAMERA MODE

With Webex Meetings on Cisco Devices you'll get the ultimate experience. Leveraging the full screen real-estate, with intelligent layouts, coupled with multi-stream capabilities – it delivers best-in-class hybrid meetings.



GA: Q4 CY25

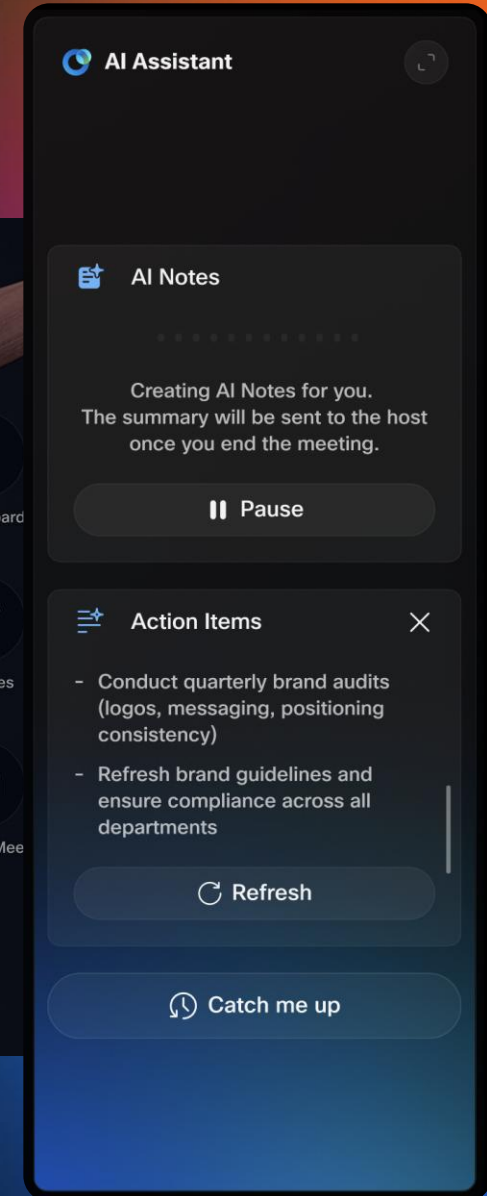
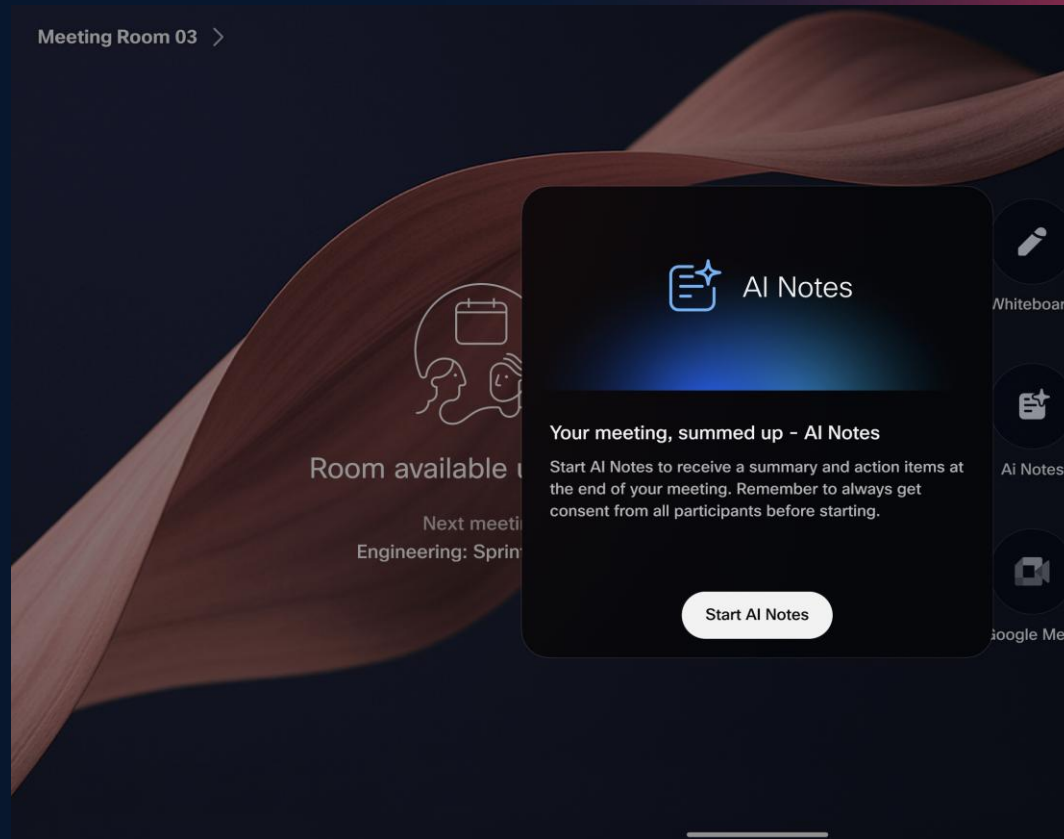


From brainstorm to follow-through – instantly captured AI NOTES

Bringing all the in-meeting transcription and summary capabilities you've come to know and love – without having to be in a virtual meeting.



CA: Q4 CY25



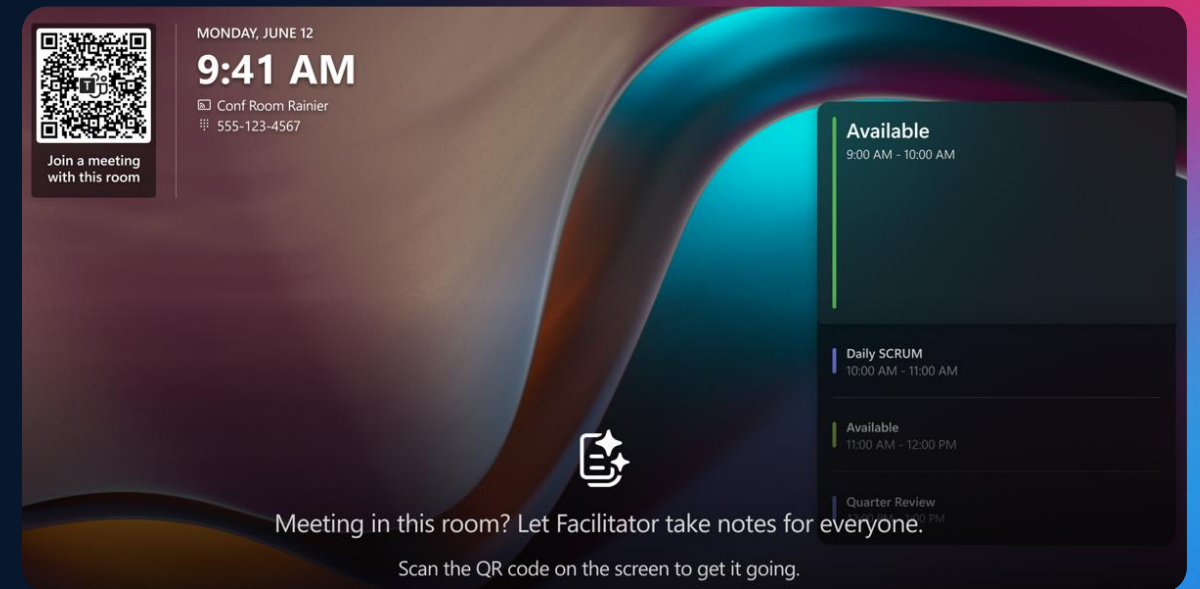
Bringing intelligent productivity to any deployment

SUPPORT FOR MICROSOFT FACILITATOR

Announcing support for the AI-powered Facilitator agent in Microsoft Teams Rooms for real-time notes and action items during both scheduled, hybrid, and impromptu or ad hoc in-person meetings. In hybrid meetings, the agent appears in the notes panel.



GA: Q4 CY25



Block out the distractions and welcome pure focus

AUDIO EXCLUSION ZONES

Audio Exclusion Zones allows you to block out distracting background noises or conversations outside your meeting area, ensuring that your audio stays clear and sounds professional. Experience meetings like never before—focused, uninterrupted, and productive. The best part? It's configured in seconds.



GA: Q4 CY25

Note: This will first be available with the Cisco Ceiling Microphone Pro.



Share your way

BEST IN MARKET SHARING EXPERIENCE

Instantly access all your wired and wireless sharing options in a unified dialog – making it simple for anyone to share, every time.

- Wired (USB-C/HDMI)
- In-app (Webex, Teams, Zoom*)
- Apple Airplay
- Miracast



GA: Q4 CY25



NEW – COMING 4Q CY25


Zoom for Cisco Rooms

Fully Featured In-Meeting Experience

Users can now enjoy familiar Zoom in-meeting features with cinematic meeting experiences and quality delivered by Cisco.

Flexible Access Modes

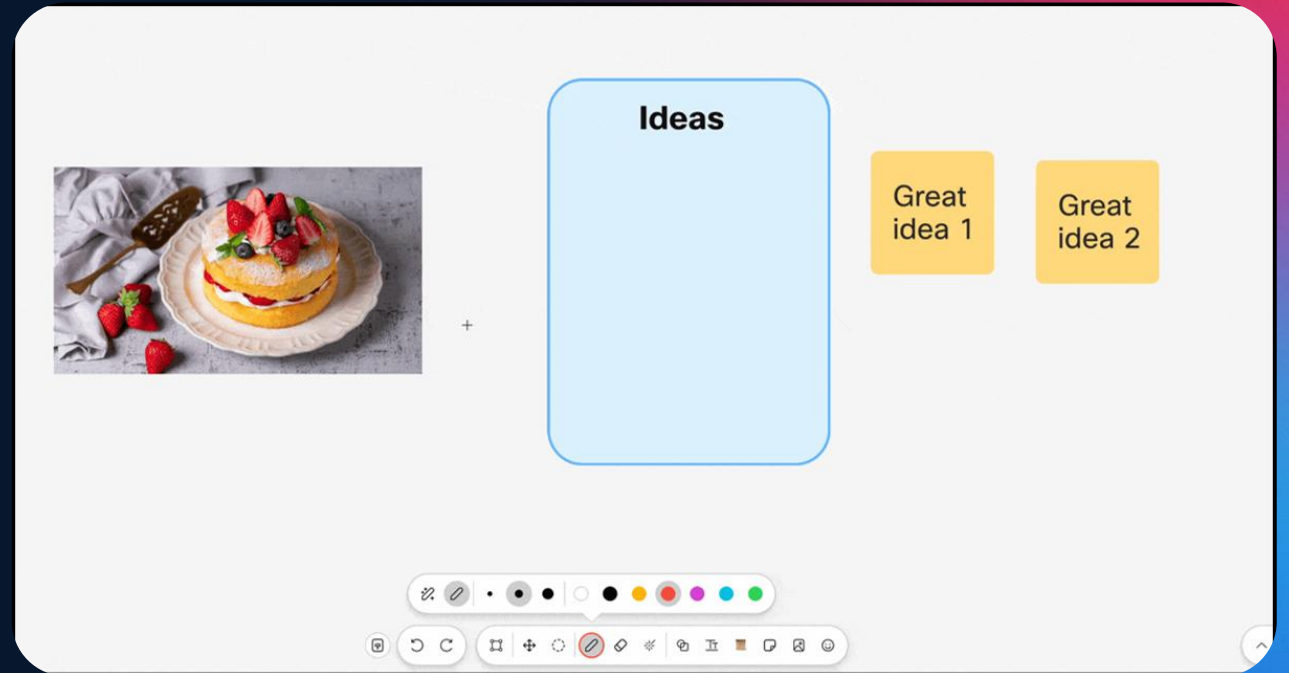
- **Guest Mode**
 - No License required
 - Fully featured Guest experience
- **Signed-in Mode**
 - Full featured Zoom Meetings with a Zoom license, including the ability to host and start meetings.



Iterative whiteboarding for your best ideas

WEBEX WHITEBOARD ENHANCEMENTS

Experience a fully web-based whiteboarding solution with the same intuitive workflows across your Cisco Board- and Desk Series, web app and the Webex app. Capture your ideas with rich tooling and features designed for breakthrough ideas.



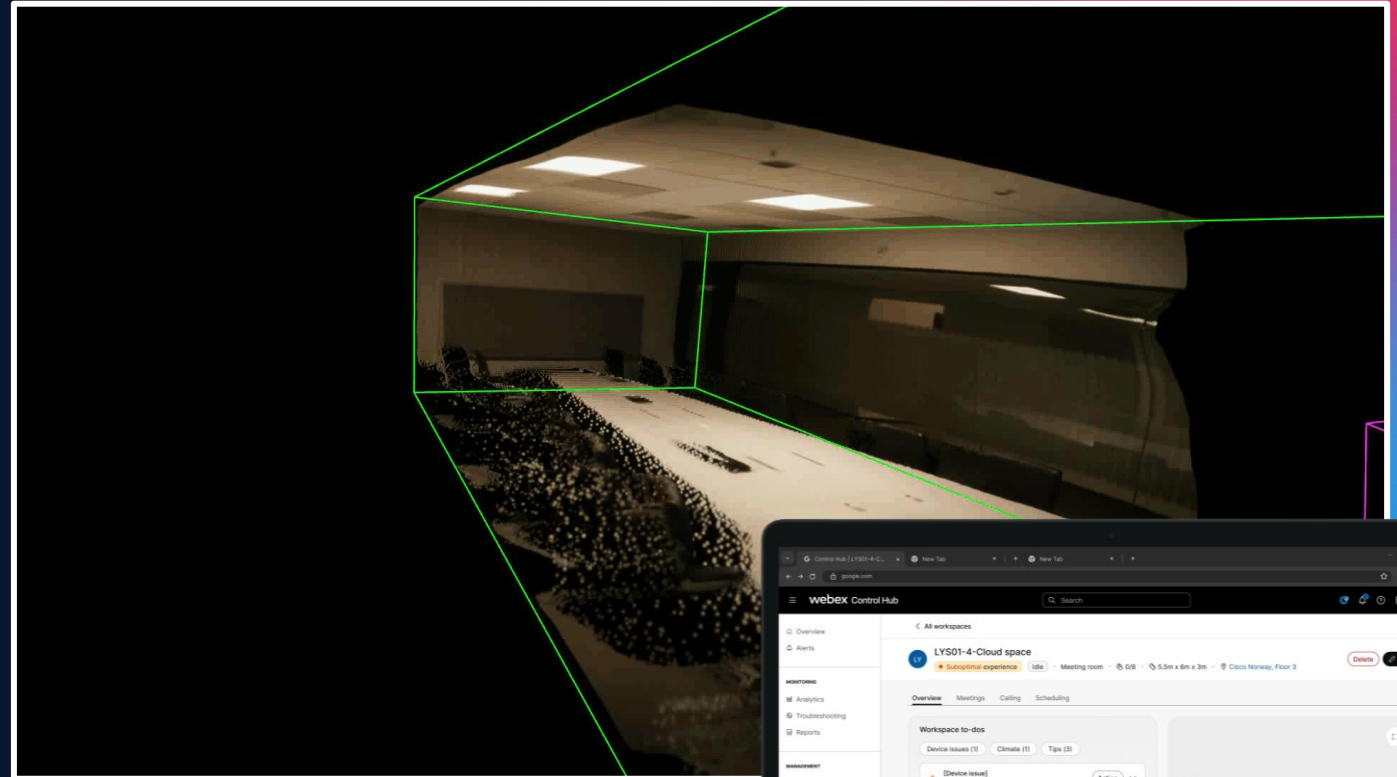
GA: Q4 CY25

Complete visibility. Unrivalled insights

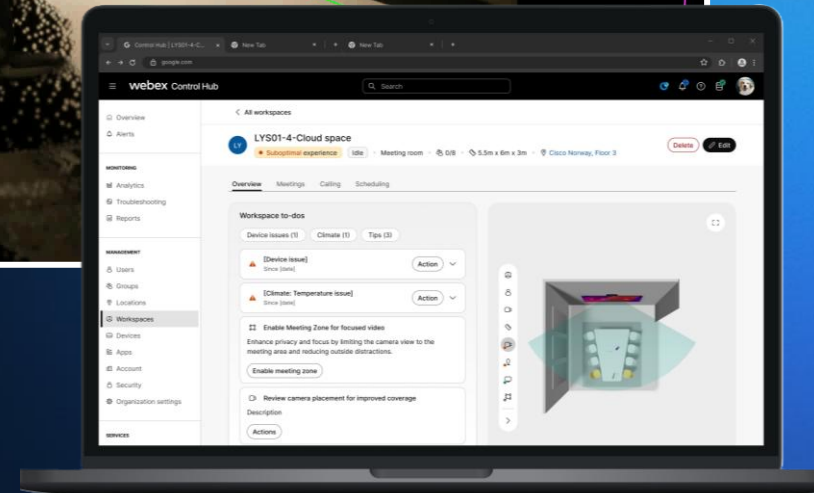
WORKSPACE ADVISOR

Leveraging edge AI, Workspace Advisor unlocks visibility into room dimensions, services, hardware and overall set-up efficiency. It intelligently suggests improvements to your set up, ensuring that meeting rooms are optimized to provide the best experience for end users.

Supported devices TBD. Final list to be confirmed closer to General Availability.



GA: Q1 CY26



Your rooms just became plug-and-play

ZERO TOUCH PROVISIONING

Simplify device onboarding at scale with plug-and-play setup, automated deployments, and centralized management.

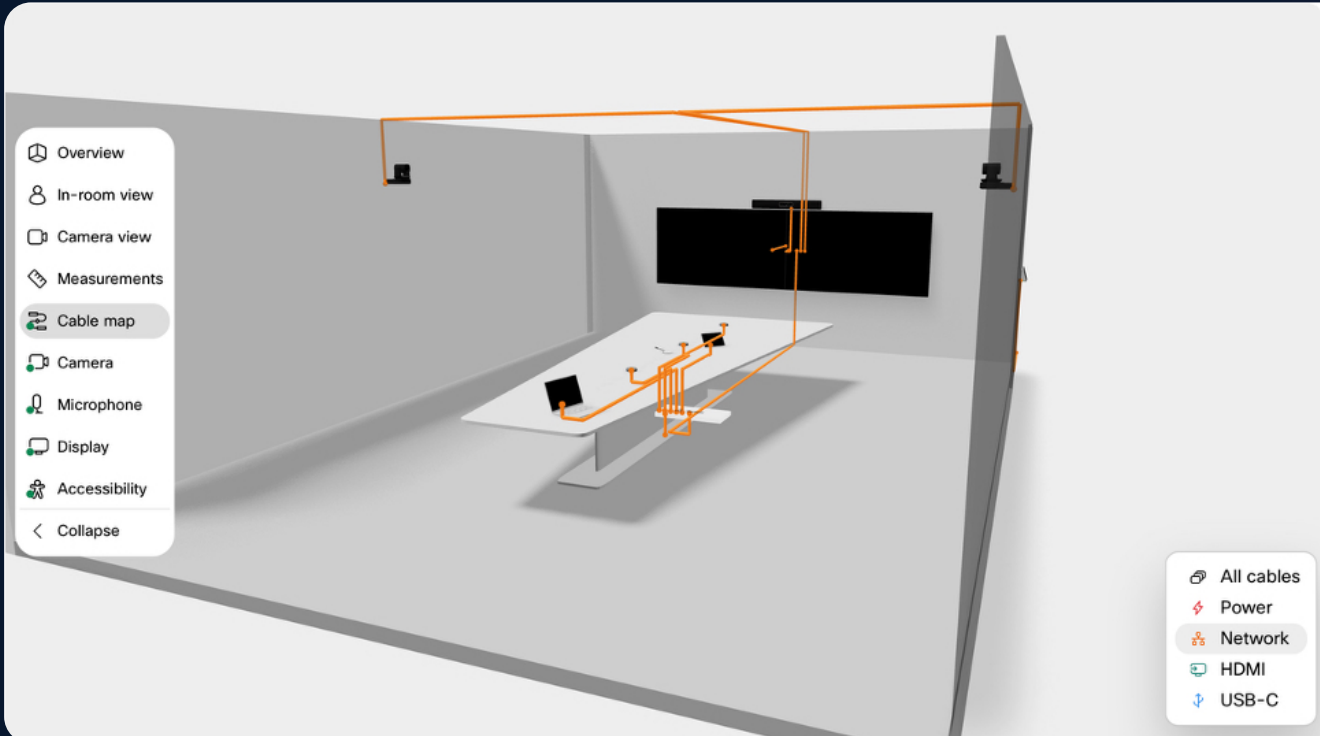
With pre-provisioning in Control Hub, devices arrive ready to use—no manual configuration needed. Letting your team deploy faster, reduce errors, and get up and running with minimal IT expertise.

GA: CY26



RoomOS 26 effortlessly connects to the network

Giving you full room infrastructure visibility in Workspace Designer.



Preferred switch model

Managed switch ⓘ

Catalyst 9200CX series offers future proof managed switches supporting a variety of setups. Flexible option for connecting more peripherals and integrations.

Unmanaged switch

Catalyst 1200 series offers traditional unmanaged switches to allow connection of more peripherals.

Network Switch Cisco Catalyst 9200 Series
Recommended

1

Scale and manage your meeting spaces over the network

Extend your AV accessories and simplify deployment over the enterprise network with
IP-connected collaboration devices and managed network switches from Cisco

Catalyst 9200CX Smart Switches



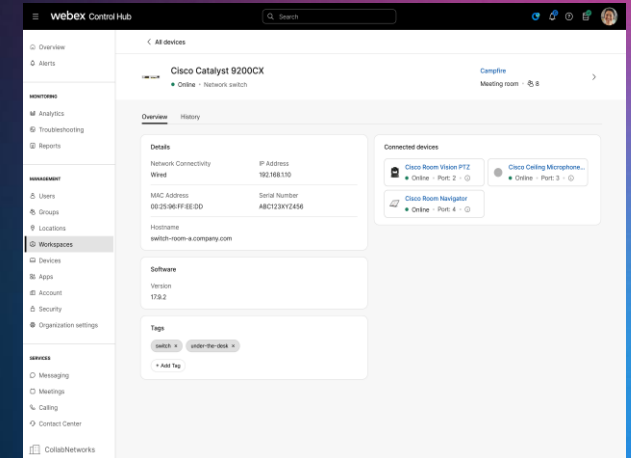
+

Cisco Room Devices and Peripherals



=

Network aware rooms in Control Hub




GA: Q4 CY25

NETWORK ACCESSIBILITY | SWITCH VISIBILITY IN CONTROL HUB
SIMPLE AV DEPLOYMENT | ENHANCED SECURITY | REMOTE MONITORING

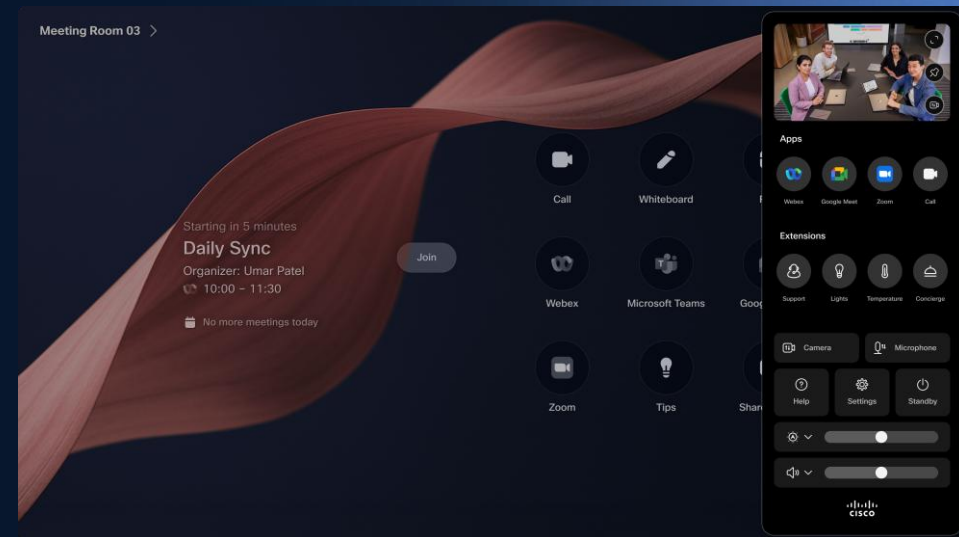
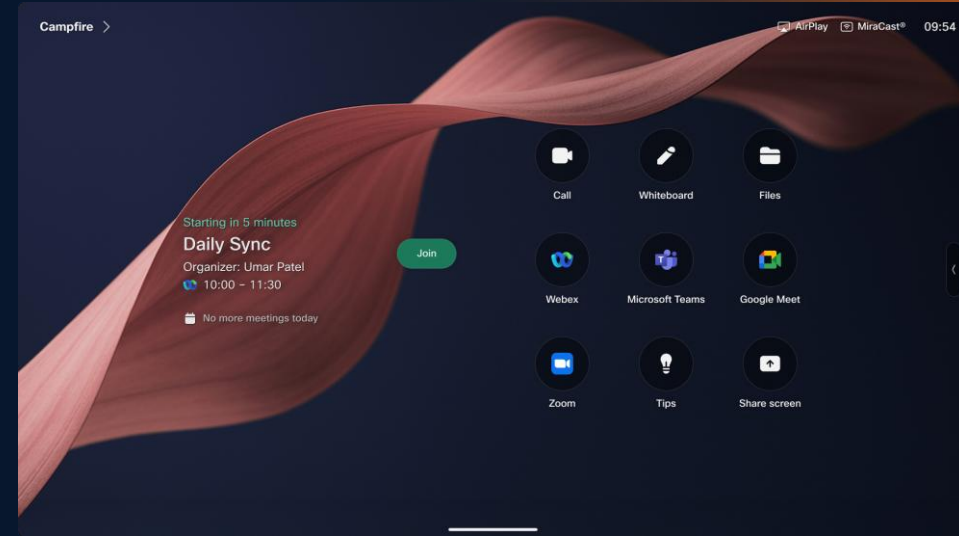
New Wallpapers

- 12 colorways to complement any workspace
- «Abstract Nature» concept that combines elegant natural shapes with curated colors
- Photography enhanced by AI and manual coloring
- Inspired by the new Cisco color palette and the «Inevitable» Industrial Design language




Home Screen & Control Panel Refresh

- Increased contrast on text elements for better legibility on any background
- Slightly transparent App buttons that emphasize the icons while harmonizing better with the wallpaper
- New overlay when the control panel is open, helping to focus on the controls



New Virtual Backgrounds

- Six natural, pleasing virtual backgrounds
- Coherent look across different workspaces
- Designed to match the perspective and position of desk device cameras



Device support

*End of sale products

RoomOS 11



Room USB



Room Kit Mini



Room Kit



Room Kit Plus



Webex Board 55", 70" & 85"

RoomOS 26



Room Bar



Room Bar Pro



Desk & Desk Mini



Room Kit Pro



Desk Pro



Room Kit EQ



Board Pro, Board Pro G2, 55" & 75"



Room Kit EQX

Thank you to our sponsors!



7 SIGNAL[®]

Current
Technologies
Computer Learning Centers

 **Megaport**

Thank you.