



# Cisco Tech Day

Denver



# Enabling Intelligent Workspaces



Cisco Tech Day  
Denver

**Richard Hermann**

Solutions Engineer - Collaboration

# Safe Harbor Statement

This presentation contains “forward-looking” statements that involve risks, uncertainties and assumptions. If the risks or uncertainties ever materialize or the assumptions prove incorrect, our results may differ materially from those expressed or implied by such forward-looking statements. All statements other than statements of historical fact could be deemed forward-looking, including, but not limited to, any projections of financial information; any statements about historical results that may suggest trends for our business; any statements of the plans, strategies, and objectives of management for future operations; any statements of expectation or belief regarding future events, technology developments, or enforceability of our intellectual property rights; and any statements of assumptions underlying any of the foregoing.

These statements are based on estimates and information available to us at the time of this presentation and are not guarantees of future performance. Actual results could differ materially from our current expectations as a result of many factors, including but not limited to: the unpredictable nature of our rapidly evolving market and quarterly fluctuations in our business; the effects of competition; and any adverse changes in our indirect channel relationships. These and other risks and uncertainties associated with our business are described in the company’s annual report on Form 10-K. The forward-looking statements in this presentation are made as of the date of the initial publication of this presentation, and we disclaim any obligation to update these statements at any time in the future.

# Agenda



Cisco Tech Day  
Denver

- Devices
  - New Endpoints Announced @ Cisco Live Amsterdam
  - 9800 Series Phones
  - Headsets/WebCam
  - Video Endpoints
  - Peripherals
- Experience Matters
- Workspace Designer
- MTR on RoomOS Devices
- Zoom on RoomOS Devices

# Meet the Codec Pro G2

The pinnacle of the modern collaboration experience. Boasting the latest AI-driven hardware and software to meet the most demanding spaces.

The Codec Pro G2 combines rich audio, crystal clear video, and the most intelligent AI director on the market to give you a seamless and rich experience all while being simple to operate and deploy.

With the Codec Pro G2, everyone has a seat at the table and with RoomOS at your side, no conversation is missed, no view unattainable, and is compatible with industry leading collaboration platforms such as Webex, Microsoft Teams, Zoom or Google.



Now Orderable

# Ready to scale

## Full HD Meetings

Provides up to 1080p60 resolution for live video on Webex, Microsoft Teams\*, Zoom\* and Google Meet\*.

## 8K Display Resolution\*

To drive the most demanding displays and video walls out there

## Camera intelligence

Intelligent framing to every meeting with the agentic AI director that dynamically optimizes camera views, without the need for manual switching



## Audio Video over IP

Installation simplified and solutions amplified with 8 Inbound IP Audio Streams, 4 Outbound IP Audio Streams and 5 Inbound IP Video Streams\*\*

## Device management

Unified administration, configure, monitor, and troubleshoot in Control Hub.

## Room intelligence

Room Controls, In-Call Webex controls, room scheduling and analytics collection.

# Supported Peripherals

## Codec Pro G2


### Supported Cisco Peripherals

- Cisco Room Vision PTZ
- Cisco Quad Camera
- Cisco Room Navigator table-stand
- Cisco Room Navigator wall-mount
- Cisco Table Microphone
- Cisco Ceiling Microphone
- Cisco Table Microphone Pro
- Cisco Ceiling Microphone Pro

### Integrate into other 3<sup>rd</sup> Party AV Gear

- HDMI Based Cameras with Visca Over IP
- Audio Digital Signal Processors (DSP)
  - Both Analog and Asynchronous USB
- AES67 Audio Protocol
  - Both Input and Output
- Touch Displays
- Leverage our device xAPI for automation and various use cases

### Look for some of our Verified Partner Products



# Audio I/O

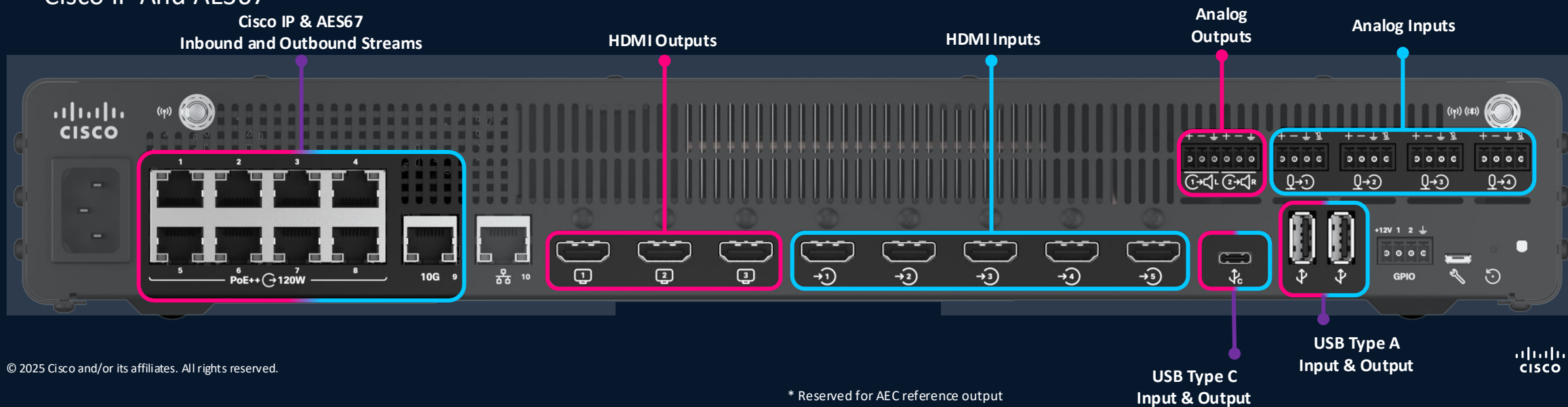
## Codec Pro G2

### Inputs

- 4x Analog Microphone/Line, 4-pin EuroBlock (48v)
- 5x HDMI 2ch stereo
  - HDMI Input 1 supports ARC
- 1x USB Type C for BYOD Content Audio (USB/DisplayPort Alternate Mode Audio signaling)
- 1x USB Type A 1ch
- 8x Ethernet Inbound Streams
  - Cisco IP And AES67

### Outputs

- 2x Balanced Analog Line Out
- 1x USB Type C for BYOD Microphone Audio (USB Signaling)
- 3x HDMI 2ch 48kHz LPCM
- 4x Ethernet Outbound Streams\* (AES67) [Multicast]



# AVoIP I/O At a Glance

Codec Pro G2



# PoE Capabilities

## Codec Pro G2

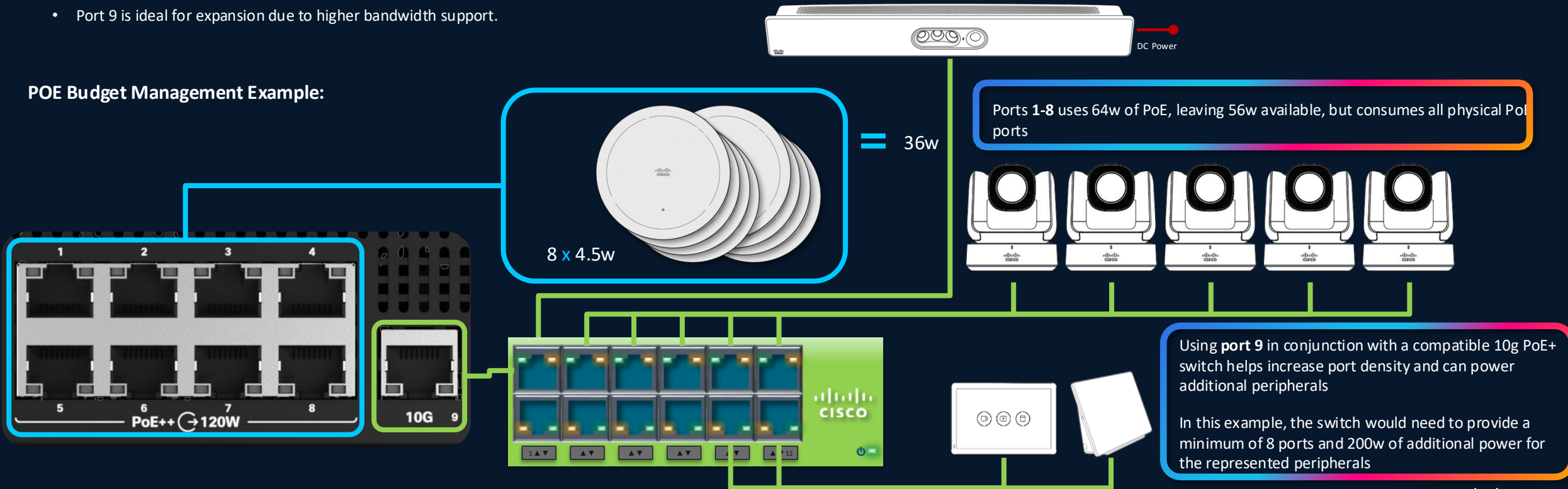
- The Codec Pro G2 includes 9 LLN ports.
- Ports 1–8 support PoE++ (IEEE802.3bt), with a shared 120W power budget.
- When the 120W PoE budget is reached, use either a PoE injector or PoE switch for additional devices. Power requirements will depend on the connecting peripheral.
- If all ports are in use, consider pairing the touch controller over LAN, or expand the LLN via a network switch
  - Port 9 is ideal for expansion due to higher bandwidth support.

### Peripheral Key

Cisco Room Vision PTZ (30w)    Cisco Ceiling Mic Pro (4.5w)    Cisco Table Mic Pro (4.5w)    Cisco Room Navigator (15.4w)

Quad Camera DC Powered (No PoE)

### POE Budget Management Example:




# Built for Collaboration



Medium to Extra Large  
Conference Rooms



Executive Spaces



Training and Event Centers

Introduction

# Meet the Cisco Desk Pro G2

With the intelligent, AI-infused Cisco Desk Pro G2, your desk becomes the ultimate stage, ensuring every collaboration moment is impactful and one that truly matters.



Now Orderable

# Key features at a glance



Key features at a glance

# Cisco Desk Pro G2

Inputs and outputs – side connector panel

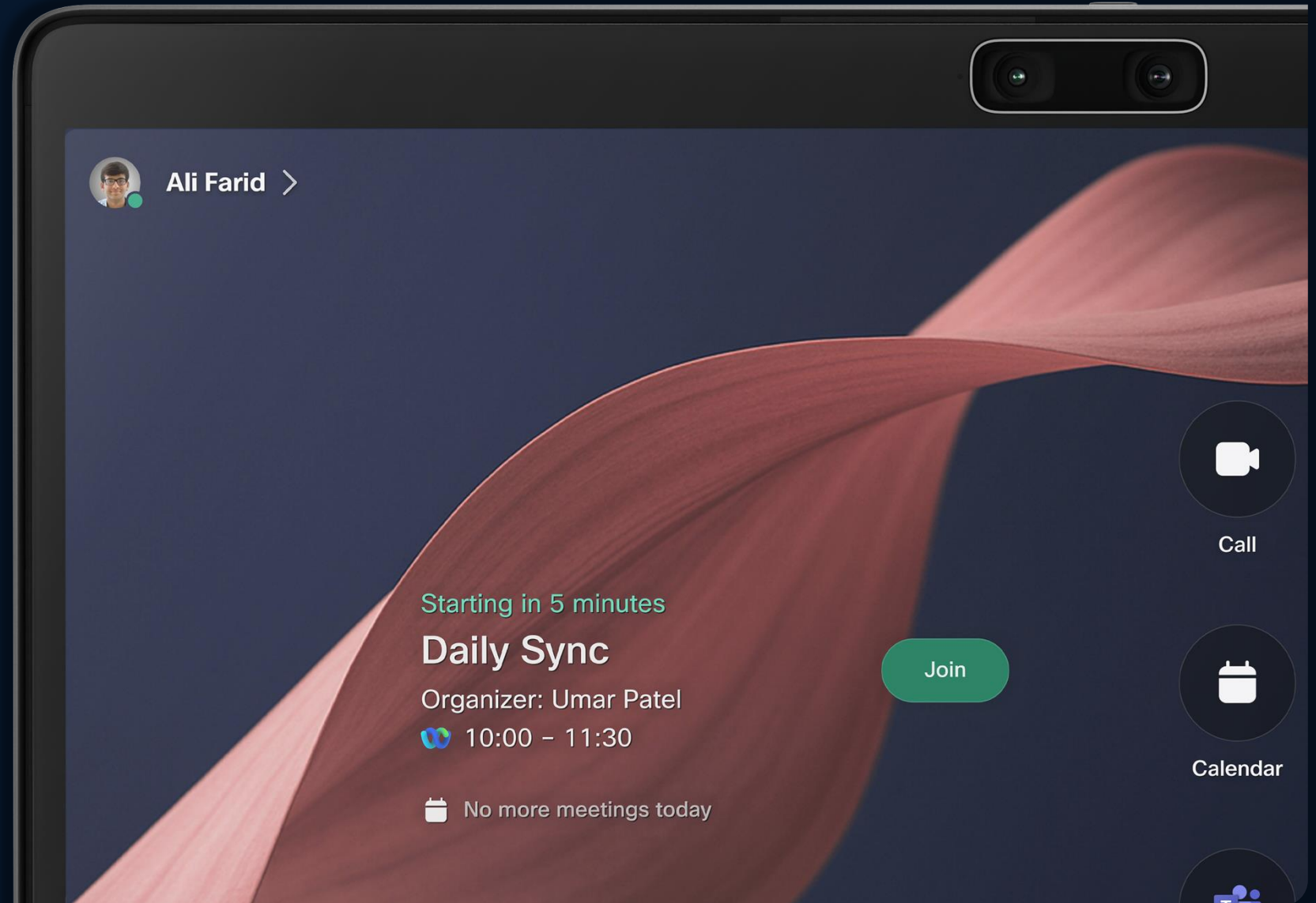


A USB-C for peripherals, also supports up to 15 W charging

B USB-A for peripherals, also supports up to 7.5 W charging

# Display

- 27-inch LCD monitor
- 4K resolution (3840x2160)
  - 16:9 aspect ratio
- Viewing angle: +/- 89° (typical)
- Low blue light for eye care
- High contrast ratio: 2000:1 (typical)
- Projected capacitive with multi-touch support
- Supported PC resolutions:
  - 1080p60
  - 1440p60
  - 2160p30 (4K)
  - 2160p60 (4K)



Desk Pro G2 Specifications in detail

# Dual integrated camera system

- Wide angle
  - 4k Ultra HD
  - 105° Horizontal FoV
  - 86° Vertical FoV
  - f/2.2 fixed aperture
  - 1/2.8" 14.5MP with PDAF technology
  - 30fps support
- Main/tele lens
  - 4k Ultra HD
  - 70° Horizontal FoV
  - 55° Vertical FoV
  - f/1.85 fixed aperture
  - 1/1.3" Quad Bayer, 48MP with PDAF technology
  - 60fps support

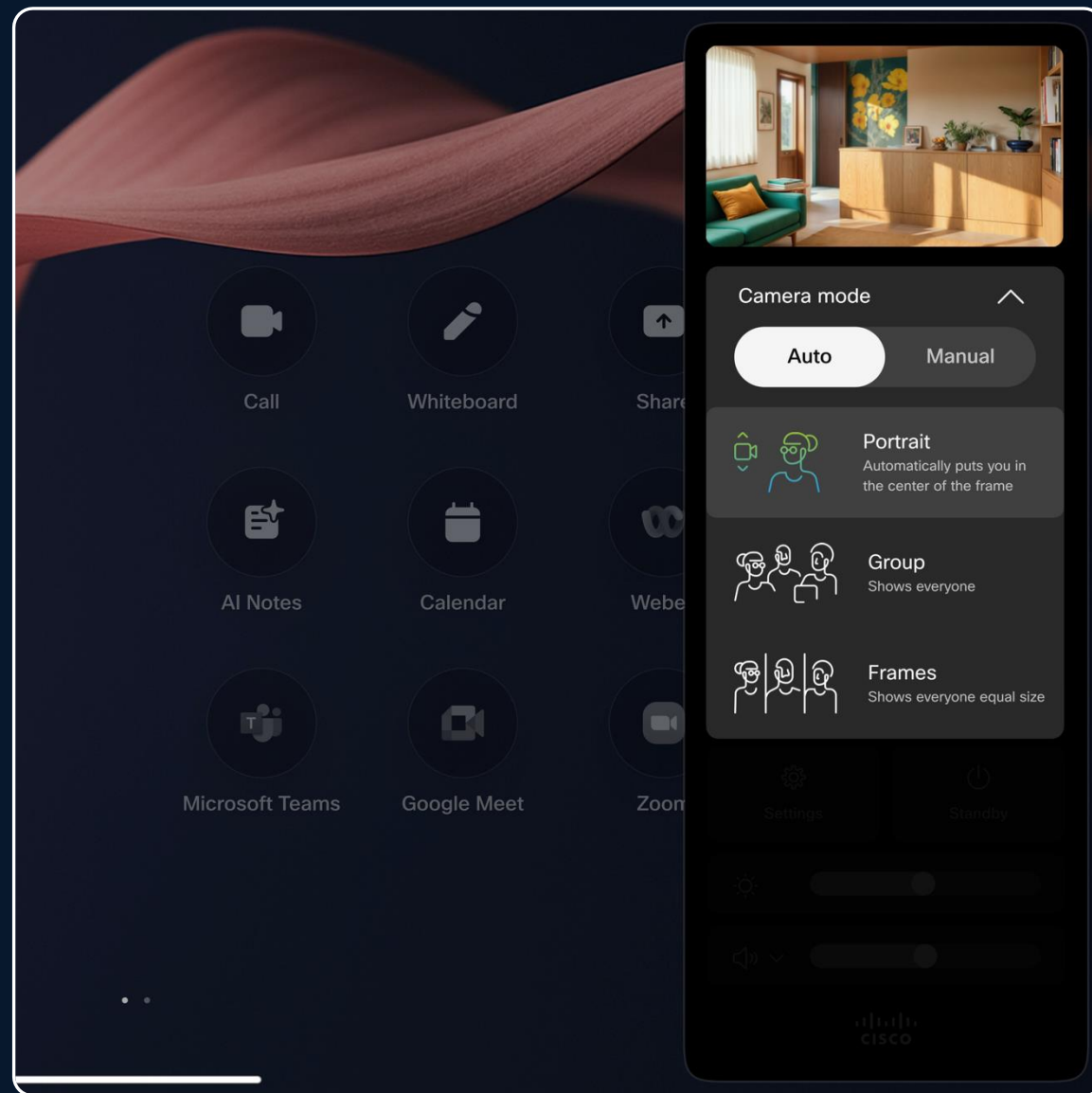


Desk Pro G2 Specifications in detail

# Dual integrated camera system

Support for:


- Portrait mode
  - Single person – digital vertical panning to ensure central framing
  - Virtual background support
  - Main lens only
- Group mode
  - Provides best view of people within view of the cameras
  - Supports main and wide lenses
- Frames mode
  - Supports main and wide lenses simultaneously
  - Frames up to 4 people in the space



# Desk Pro G2 vs Desk Pro

Horizontal Field of View comparison

Desk Pro G2



Desk Pro



Office



Hot Desk



Focus



Huddle



# Cisco Wireless Phone 9821

Empower frontline workers with secure, reliable, and robust Wi-Fi communication



Available to order: Q2 CY26  
General shipment: Q3 CY26





Action button

# Highlights

Calling

- PhoneOS Operating System
- Native UCM & Webex Calling
- Push-to-talk & Action button
- AI powered noise removal
- Advanced Serviceability

Connectivity

- Wi-Fi 6e
- Encryption: AES, WPA2, WPA3, others
- Bluetooth 5.4
- 3.5mm jack
- Cisco Mag-Safe to USB

Battery

- Talk Time ca. 11.5h
- Stand-by (auto scan) ca. 145h
- Exchangeable battery for shift work
- Charging options built for frontline

# Flexible Charging Options



## Desk Charger with Speakerphone

- Charge one handset and one spare battery
- Speakerphone with Mute Button



## Multi-Charger

- Charge up to 6 handsets
- Charge up to 6 spare batteries

# Transforming the audio collaboration experience

Exceptional comfort, vibrant audio, and powerful noise isolation

Integrated with Webex app and devices

Headset management in Cisco UCM and Control Hub

## 900 Series

Executive

Available



Bang & Olufsen Cisco 950



## 700 Series

Work everywhere

Available



730



720 Series



## 500 Series

Professional

Available



560 Series



530 Series



520 Series

## 300 Series

Professional Value

Available



320 Series



# Take your office anywhere

Pair your headset with a webcam

- Cisco Desk Camera 1080p



- Cisco Desk Camera 4K



 Certified for  
Microsoft Teams

Introducing

# The ALL-NEW Cisco Desk Phone 9800 Series

New available

Cisco Desk Phone 9811

Cisco Desk Phone 9841

Cisco Desk Phone 9851

Cisco Desk Phone 9861

Cisco Desk Phone 9871



Orderable\*

Orderable

TAA, NR and First Light\*\* Version available for 9841/51/61/71. RTL Language support is ready for all 9800.

\* Available PID for 9811: DP-9811-K9=. (DP-9811-K9== and DP-9811-K9+= will be available later)

\*\* 9811 and 9800 KEM only have the carbon black version. NFC ship is not included in 9811, NR versions of 9841/51/61/71. For product ordering information, please see [9800 datasheet](#).

New available

Your  
essential  
business  
line.



- *Powered by PhoneOS*
- *Customizable Action Button*
- *77% Post-Consumer Recycled (PCR) Plastic*
- *Accessibility Multi-language Voice Feedback & Adjustable Font Size*
- *Federal Requirement Compliant*

Cisco Desk Phone **9811**

# The NEW Cisco Desk Phone 9811

Expanding the 9800 Portfolio with a Value-Priced, Entry-level phone for Essential Calling

Line keys and softkeys	3 Line keys, 4 Softkeys
Display	2.0" (50x133) grayscale (no backlight)
Ethernet switch	1 x 10/100Mbps
Power	PoE Class 2, Power adapter 3
Handset	Narrowband (optional Wideband)
LED	Front face
Navigator	2 ways + select
Headset	BT 5
Favorite button	Yes (parity with the latest PhoneOS)
Action button	Yes (parity with the latest PhoneOS)
Other hard keys	Application (Hold, Resume/Transfer, Volume/Speaker, Mute), Standard keypad
PhoneOS / Unified Firmware for all Calling Platforms	Yes (PhoneOS 4.0)
Security	<ul style="list-style-type: none"> <li>SUDI protected by SoC Chip</li> <li>Aligned Security features, eg. TLS 1.3, FIPS 140-3, etc.</li> </ul>
Sustainability	<ul style="list-style-type: none"> <li>77% PCR</li> <li>100% Recyclable packaging</li> <li>EnergyStar, EU Lot 6, Lot-26</li> <li>Cisco Smart Power Framework (the deep sleep mode can be turned on by the Cisco Smart Switches)</li> <li>Carbon Emission Insights and Reporting</li> </ul>
Accessibility	<ul style="list-style-type: none"> <li>Message Waiting Indicator, ind. voicemail, missed call, etc.</li> <li>Font size adjustment</li> <li>Voice feedback for multi-languages (English, French, Italian, German, Spanish)</li> </ul>



# A complete portfolio of AI-powered room systems to transform any workspace

New



## Cisco Room Bar

- Single camera integrated appliance
- For huddle spaces and small meeting rooms



## Cisco Room Bar Pro

- Dual camera integrated appliance
- For mid-sized meeting rooms



## Cisco Room Kit EQ

- Quad camera room kit
- For large rooms, training suites and auditoriums



## Cisco Board Pro

- 3-in-1 device
- Video conferencing system
- 55"/75" Interactive display
- Digital whiteboard
- For small-medium rooms



## Cisco Room Kit EQX

- Flagship room experience
- Integrated bundle
- Room Kit EQ
- Dual 65-75" BYO screens
- Immersive spatial sound system
- For medium-large rooms

# Cisco Desk Series

All-in-one devices optimized for modern hybrid work



**Desk Pro G2**

27-inch touch screen

The ultimate collaboration experience with studio quality sound and vision



**Desk**

24-inch touch screen

Great as second screen, delivering optimal collaboration experience at any desk



**Desk Mini**

15-inch touch screen

Portable device ideal for small and shared workspaces

# Table Navigator

Codec Pro G2

- **4 Operational Modes**

- Controller: Pairs to a Room or Board Series endpoint for full room control
- Booking: With Hybrid Cloud, the Navigator can serve as your external booking panel, with adhoc booking
- Persistent Web App(PWA): Setup the Navigator permanently pointed towards a web application, such as, but not limited too, external booking services like Appspace, Uma and SharingCloud
- Microsoft Teams Panel (MTR Booking Solution)

- **PoE Powered**

- **Provides Analytics Collection**

- Air Quality | Temperature | Humidity

- **Flip Detection**



First Light



Carbon Black

# Wall Navigator

Codec Pro G2

- **4 Operational Modes**

- Controller: Pairs to a Room or Board Series endpoint for full room control
- Booking: With Hybrid Cloud, the Navigator can serve as your external booking panel, with adhoc booking
- Persistent Web App(PWA): Setup the Navigator permanently pointed towards a web application, such as, but not limited too, external booking services like Appspace, Uma and SharingCloud
- Microsoft Teams Panel (MTR Booking Solution)

- **PoE Powered**

- **Provides Analytics Collection**

- Air Quality | Temperature | Humidity

- **Flip Detection**

- **LED Bar for Presence Status**

- **Wall and Glass Mounting Options**



First Light



Carbon Black

ORDERABLE NOW

# AI-powered Room Vision Pan-Tilt-Zoom camera

- | Breathtaking camera tracking experience
- | Designed to power the best cinematic meetings
- | Radically simple to deploy, scale, manage



# Mounting Options

Wall mount or ceiling mount  
(Ethernet or HDMI)

Integrated tripod mount  
( $\frac{1}{4}$  inch thread)



Cable cover helps to hide cables



Ceiling mount is an addition to the wall mount



Experience Matters



# Cisco Devices + Nvidia + Webex - Delivering immersive experiences with AI



Collaboration devices  
with RoomOS



AI/ML  
Chipset



## Language Intelligence

Webex AI Assistant voice commands  
Webex Translation and Transcription



## Audio Intelligence

Background noise removal  
Optimize for my voice



## Video Intelligence

Cinematic meetings  
People Focus and and Frames



# Distance zero

When technology works together, people can too.



# Predict and adapt: industry first agentic director

## DYNAMIC CAMERA MODE

Leveraging the full suite of tools in our camera intelligence toolbox, Auto Camera Mode uses our agentic AI director to decide on the best camera view – regardless of which meeting platform you are using. No need for changing camera settings again.




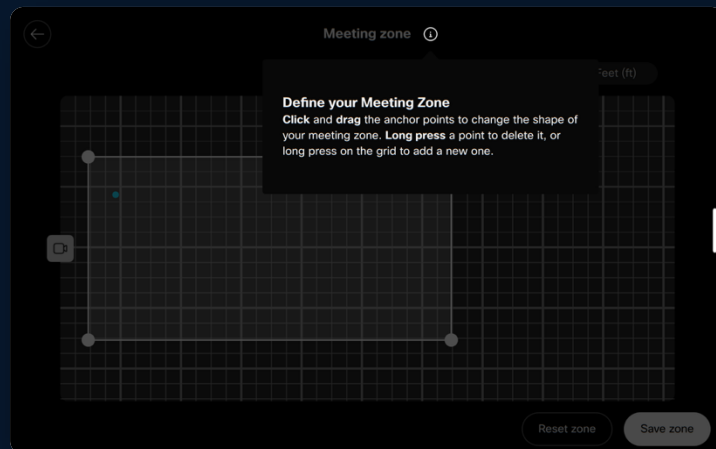
GA: Q4 CY25



**Note:** The image above shows a Webex Meeting on a Desk Pro. The experience may look slightly different on other platforms.

# Meeting Zone

- Enable efficient, distraction-free meetings in open spaces and glass-walled meeting rooms by only framing and tracking people in the meeting.
- Manually set boundaries via the underlying RoomOS UI
- When Meeting Zone is configured, People Count detection and analytics will only include those detected within the configured zone.



# Block out the distractions and welcome pure focus

## AUDIO EXCLUSION ZONES

Audio Exclusion Zones allows you to block out distracting background noises or conversations outside your meeting area, ensuring that your audio stays clear and sounds professional. Experience meetings like never before—focused, uninterrupted, and productive. The best part? It's configured in seconds.




GA: Q4 CY25

Note: This will first be available with the Cisco Ceiling Microphone Pro.




# Cross-View

- AI-driven feature bringing cinematic views to meetings using:
  - One 'main' Quad Camera at the front of the room.
  - Two Cisco PTZ 'side-cameras' covering the long edges of the meeting room table
  - Cisco Table Microphone Pros or Ceiling Microphone Pros.
- All intelligence related to camera switching and control is run locally on the device, meaning that Cross-View will work in Zoom Meetings as well as Webex meetings.



# Extended Speaker View

- Bring equity to even the largest tables and the biggest meeting spaces. Extended Speaker View brings the person at the top of the table into focus.
- AI-driven feature using:
  - One 'main' Quad Camera at the front of the room.
  - One Cisco PTZ camera located above the main Quad Camera
  - Cisco Table Microphone Pros or Ceiling Microphone Pros.
- All intelligence related to camera switching and control is run locally on the device, meaning that Extended Speaker View will work in Zoom Meetings as well as Webex meetings



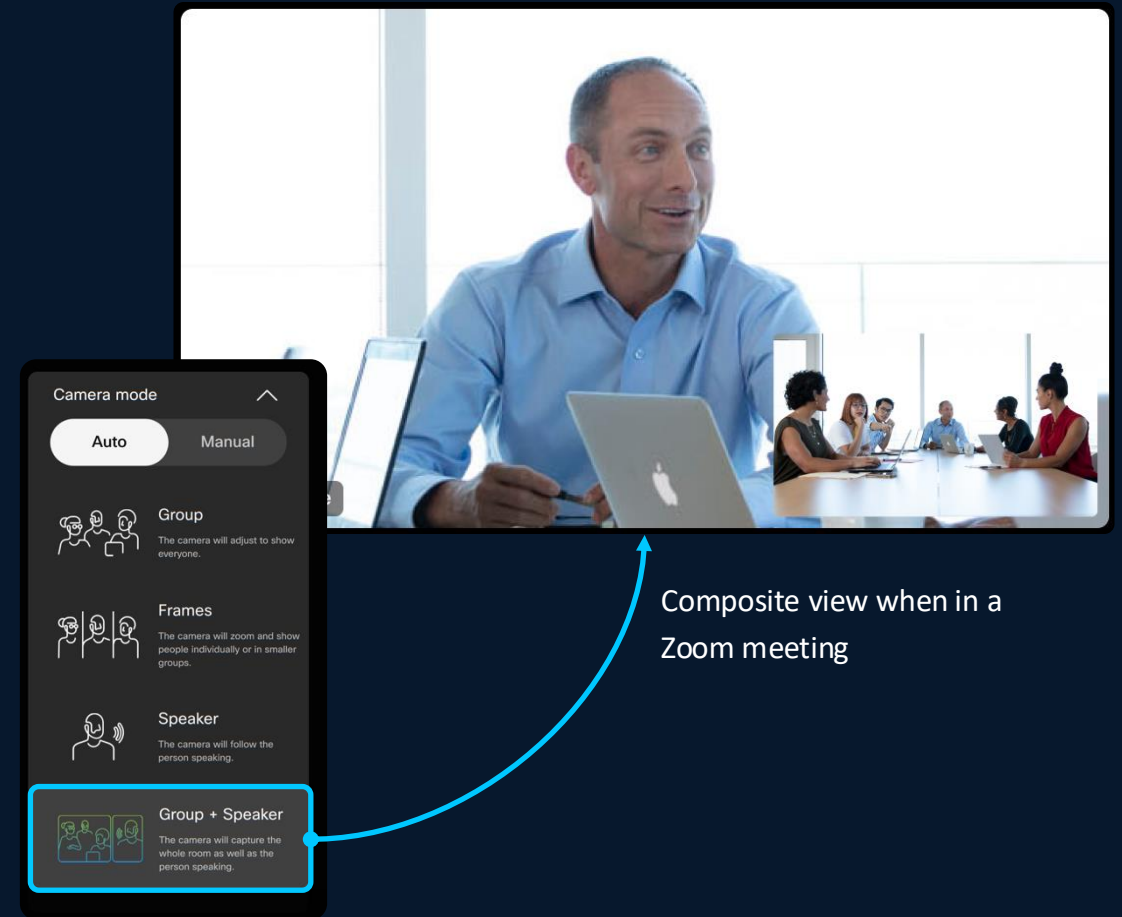
# Classroom Mode

- The classroom setup is designed for easy use in rooms where you present content and conduct educational and training sessions.
- The setup helps bring together groups from different sites. Whether the presenter is in the room or calling in from a remote location, participants receive a good and engaging experience
- Local presenter mode – The presenter is in the room.
- Remote presenter mode – The presenter is calling in.
- Discussion mode – For discussions between different sites.
- Supported on:
  - Board Pro G2 (single screen setup only)
  - Room Bar Pro
  - Room Kit EQ/EQX
  - Room Kit Pro



# Group and Speaker

- Provides the full room context with a group view and a close-up view of the active speaker.
- Zoom Meeting: views are composited into a single video stream with active speaker as main video with group view as PiP
- Webex meeting: Multi-stream with separate video streams sent for active speaker and group view
- Please Note: Group and Speaker is only supported with Room Kit EQ with Quad camera, Room Kit EQX or Room Kit Pro with Quad camera.



Composite view when in a Zoom meeting

# Frames

- Frames is a **camera mode** that captures a meeting room by sending an enhanced view of the people
  - Leaves out blank space and makes people larger, allowing for a better view of facial expression and body language
  - Adapts dynamically to capture people in individual frames or as groups if they are sitting close
  - If there are more than four people in the room they'll be grouped into frames, or the device switched automatically to a Group view that shows everyone present
- All processing is done with the device camera and **Frames** can therefore be sent to **any call or meeting**
  - Zoom
  - Webex
  - Microsoft Teams
  - Google Meet
  - BYOD meeting (USB Passthrough)



# PeopleFocus

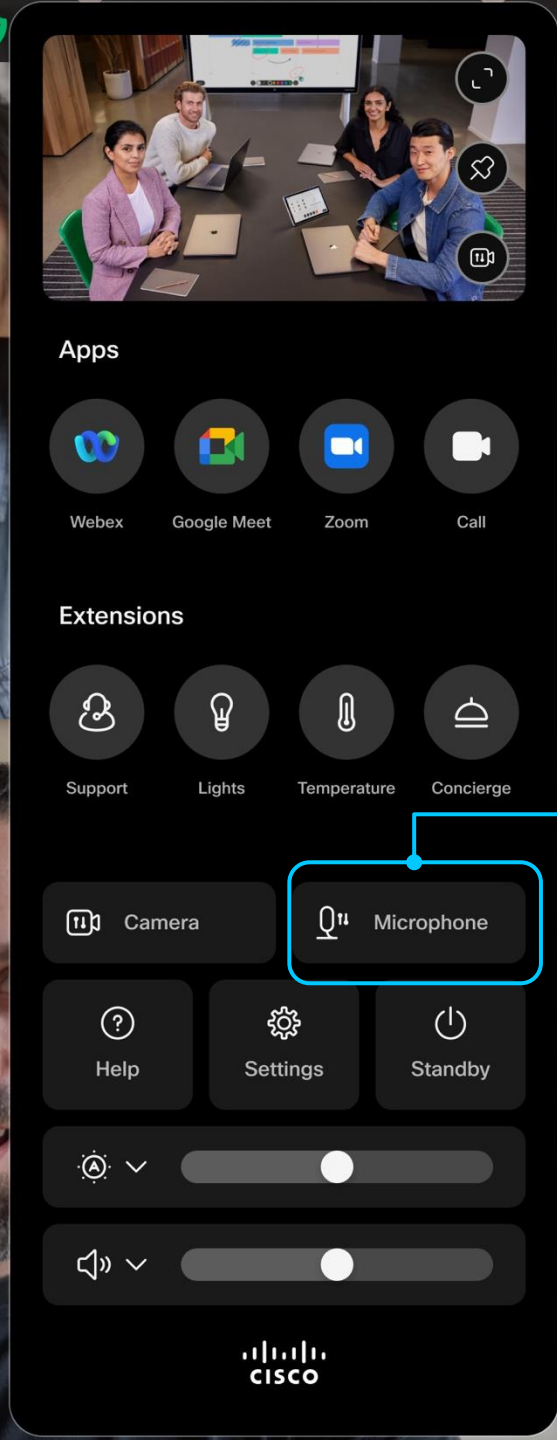
- People Focus is an **enhancement to layouts**, in Webex meetings, that creates a more equal, efficient, and effective video layout
- Dynamically optimizes the layout to use all available screen space
- Even with people joining from room devices in the office, laptops on the go, and personal desk devices at home
- People Focus leverages camera intelligence metadata from supported remote participants to enhance the local layout



Without People Focus

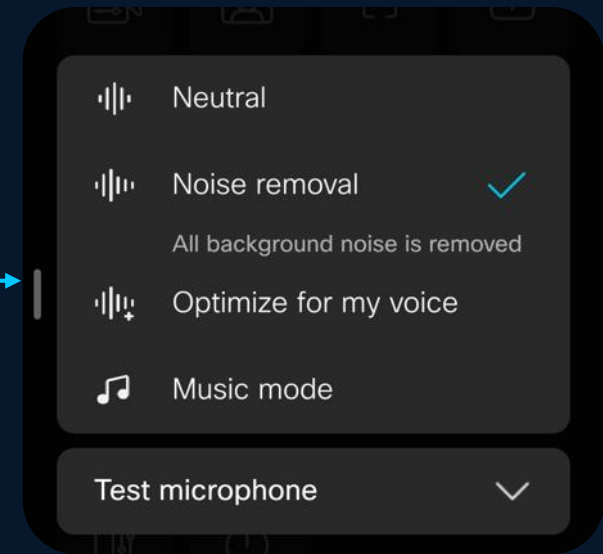


With People Focus



# Noise removal

Noise removal is provided by Cisco AI on the device, with the Zoom app potentially applying additional noise and echo suppression. Both layers work together to optimize the user experience.



Noise removal settings can be accessed from the audio device settings

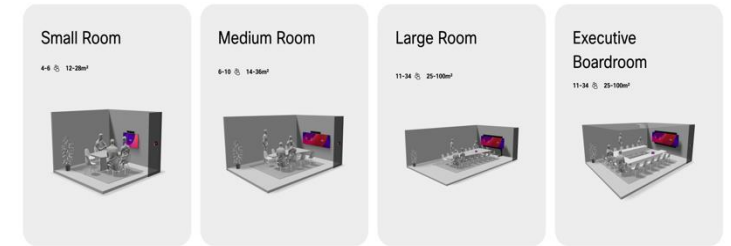
# Workspace Designer

Take meeting rooms from inspiration to reality

- Guided experience to design your own custom meeting room
- Preview your final design from every angle with tips for confidence
- Detailed Audio, Camera, Screen Size, Table and Room Size evaluation including remote camera view
- Seamlessly save and share everything you want for customer presentations
- <https://www.webex.com/us/en/workspaces/workspace-designer.html>

Available Now


## Design your meeting room



Find the perfect meeting room setup catered for your real estate budget.

Medium room 10 people 17'5" x 20'4"

Tips Share



Change view

### Summary

Room size  
W: 17'5", L: 20'4", H: 8'6"

Table Shape and Size  
Tapered, 10 Seats

Collaboration device  
Room Bar Pro

Screens  
2 x 60" Camera above

Microphones  
3 x Table Microphone Pro

Software Experience  
Cisco Rooms


Blueprint

# Cisco Devices for Microsoft Teams Rooms

# Cisco Devices for Microsoft Teams momentum

3,000+  
Enterprise customers deployed!

11%  
of Microsoft Teams Rooms in <12months  
Cisco is the fastest growing vendor of Microsoft



# Choose your main platform experience

Multi-platform video collaboration on the same device, without a reboot

Cisco Devices experience



Native Webex & interop with Microsoft Teams, Google, and Zoom

Microsoft Teams Rooms experience

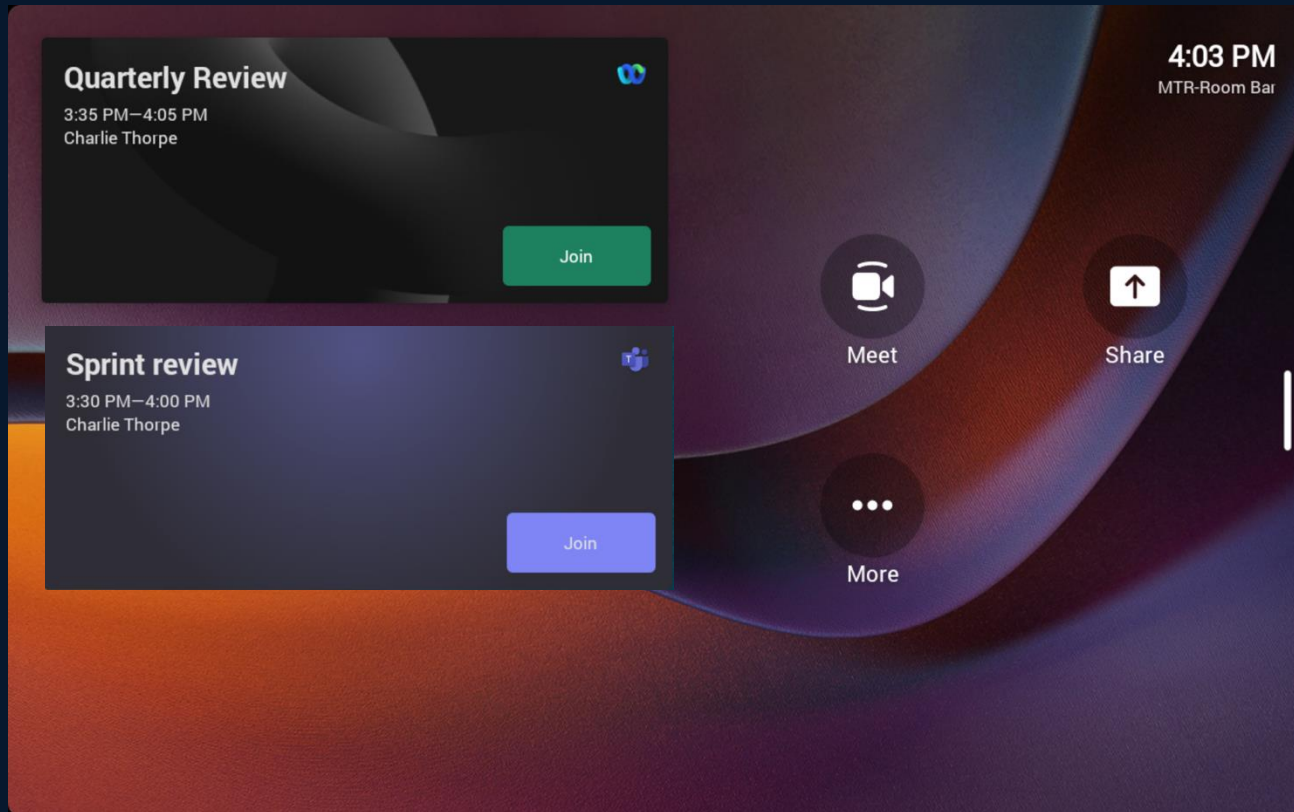


Supports Native MTR and Native Webex Meetings and Events

OR

Same device, powered by Cisco RoomOS

# Join native Webex and Microsoft Teams meetings on the same device



---

Full-featured Webex Meetings in MTR mode

---

One Button to Join (OBJ) from calendar

---

Access to Webex Events, Slido, embedded apps, etc.

---

No reboot or reconfiguration required

# A complete portfolio of Microsoft Teams Rooms



Room Navigator

Available Now



Desk Pro/G2



Board Pro 55/75



Room Kit EQX



Room Bar



Room Bar Pro



Room Kit EQ



Room Kit Pro/G2

 Certified for  
**Microsoft Teams**



Desk Camera  
4K



Headset 320  
Series



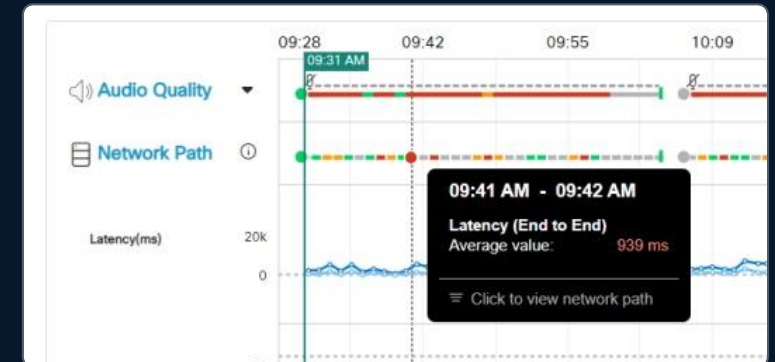
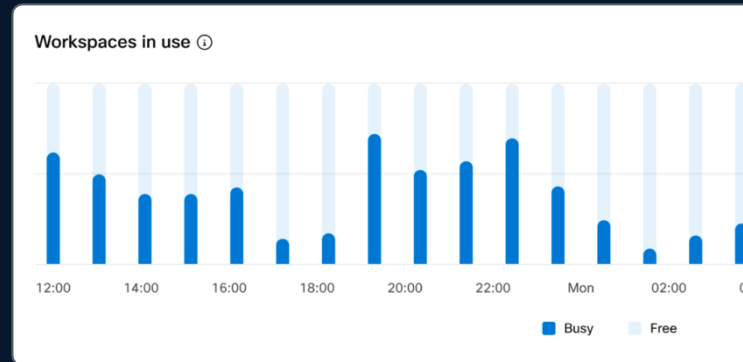
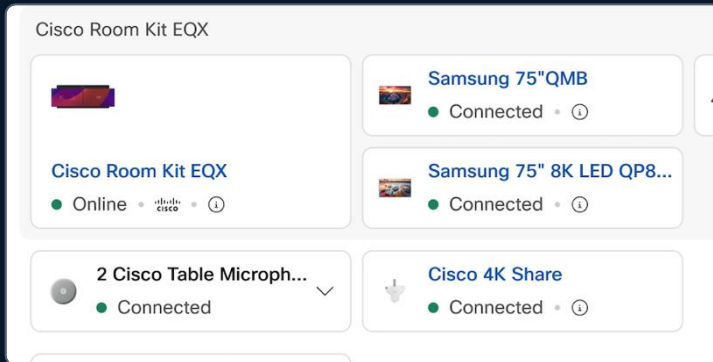
Headset 720  
Series



Bang & Olufsen  
Cisco 950

# Management at scale

Easy to deploy and manage at scale with clear data insights on workspace readiness and usage



## Control Hub

Control and monitor your mixed environment with a single view

Manage video endpoints and peripheral on a single admin portal

Real-time and historic environmental, device and occupancy metrics

Carbon emission insights to keep track of energy footprint

End-to-end troubleshooting, bulk config & automatic upgrades

Multi-tenant management, alerts & integration APIs


# Get expert device admin and workspace management

	Teams Admin Center (MTR mode)	Teams Admin Center + Control Hub (MTR mode)	Control Hub (RoomOS mode)
Device Inventory	✓	✓	✓
Device Configuration	✓	✓	✓
Software Upgrade	✓	✓	✓
Device Alerts	✗	✓	✓
Meeting Metrics & Analytics	✓	✓	✓
UI Extensions & digital signage	✗	Coming soon	✓
API integrations	✗	✓	✓
Device Metrics & Analytics	✗	✓	✓
Room Metrics & Analytics	✗	✓	✓
Network-level monitoring	✗	✓ Via ThousandEyes integration	✓ Via ThousandEyes integration

# Zoom for Cisco Rooms



# Zoom for Cisco Rooms



## NEW in RoomOS January 2026

### Fully Featured In-Meeting Experience:

Users can now enjoy familiar Zoom in-meeting features with cinematic meeting experiences and quality delivered by Cisco.

### Flexible Access Modes:

#### Guest Mode

No Zoom license required, join as a guest.

#### Signed-in Mode

Full featured Zoom Meetings with a Zoom license, including the ability to host and start meetings.



# Signed-in vs. Guest Mode

	Signed-in experience	Guest experience
Zoom License Required	Yes	No
Multi-Screen Support	Up to 2	Up to 2
Video Quality	1080p	720p
Multi-Camera Support	Yes*	Yes
Sharing Support	Yes	Yes
Direct Share from Zoom app	Yes	No
Invite Participants	Yes	No
Host Zoom Instant Meeting	Yes	No
Join as host	Yes	No
Zoom Webinar support	Yes, Panelist and Attendee	Attendee Only
Zoom Room Management	Yes	No
Ultrasonic pairing	Yes	No
Join meeting from app pairing	Yes	No

\*Intelligent Director/Smart Gallery planned for in CY26

# A complete portfolio supporting supporting Zoom meetings in every workspace



Desk Pro/G2

Board Pro and Board Pro G2 55/75

Room Kit EQX\*



Room Bar\*

Room Bar Pro\*

Room Kit EQ\*

Room Kit Pro/G2\*

\*Requires a supported Navigator

CS-T10-TS-L-K9, CS-T10-WM-L-K9, CS-T10-TS-C-K9, CS-T10-WM-C-K9

# New products supporting Zoom for Cisco Rooms!



Desk Pro G2



\*Optional



Room Kit Pro G2

# 02

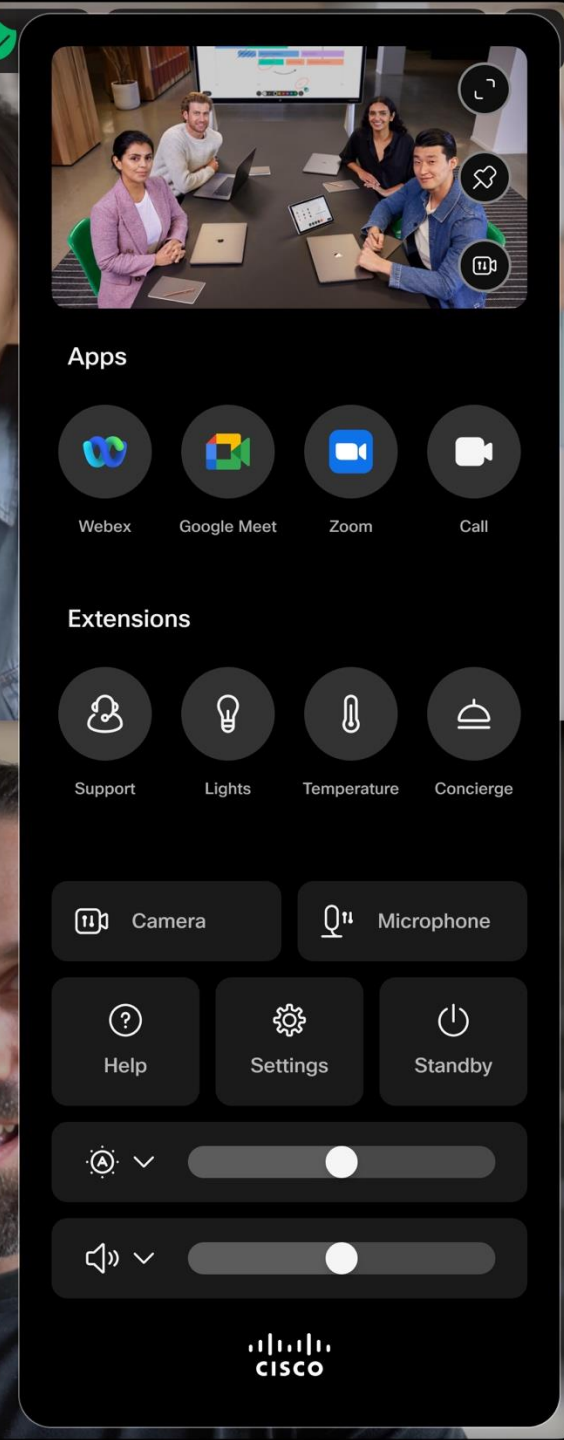
## Core RoomOS 26 features supported with Zoom for Cisco Rooms

# Access to Camera and Audio settings

- Access to RoomOS 26 AI features
- Camera Intelligence
- Audio Intelligence
- Background Replacement (Cisco Desk Pro only)

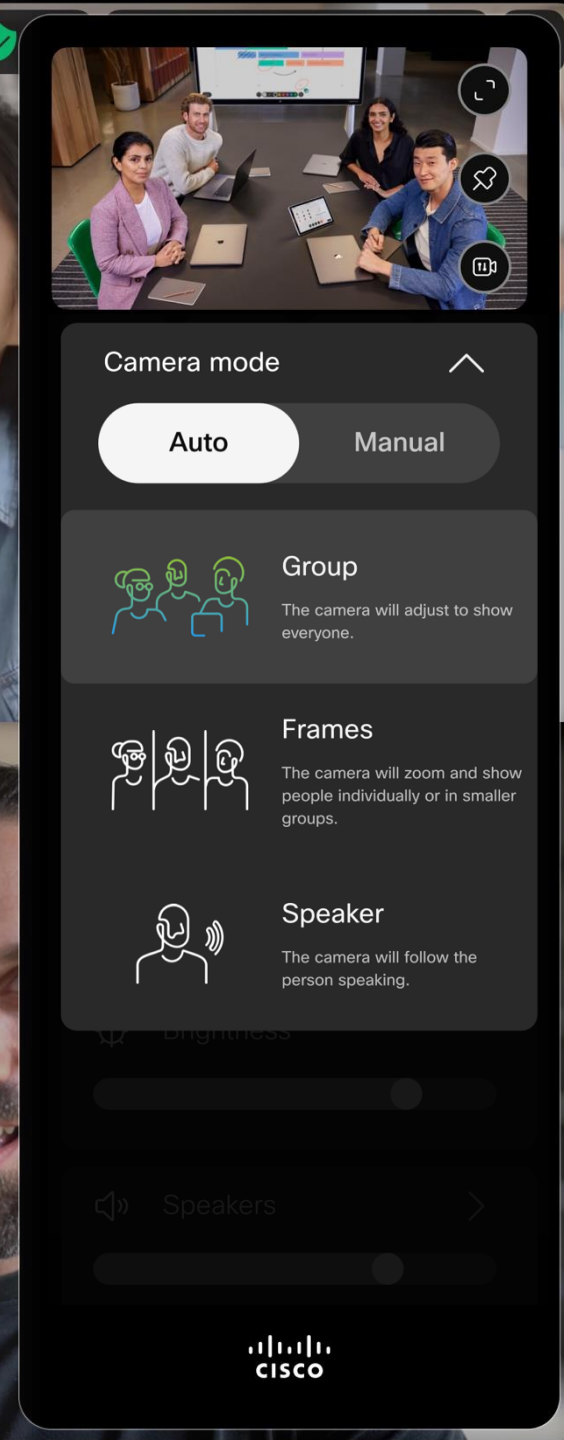
When in a

- Zoom meeting
- Microsoft Teams meeting
- Webex meeting
- Google meeting
- BYOD meeting (USB Passthrough)



# Camera Intelligence

- Cisco Desk Pro
  - Best View
- Cisco Board Pro, Board Pro G2, Room Bar, Room Bar Pro, Room Kit EQ, Room Kit EQX and Room Kit Pro
  - Group
  - Group and Speaker (Kit EQ with Quad camera, Kit EQX, Kit Pro with Quad camera only)
  - Frames
  - Speaker
  - Presenter (on supported systems)
- All of the above
  - Meeting Zone
- Manual mode
  - PTZ controls on local camera
  - Multiple cameras
  - Camera presets



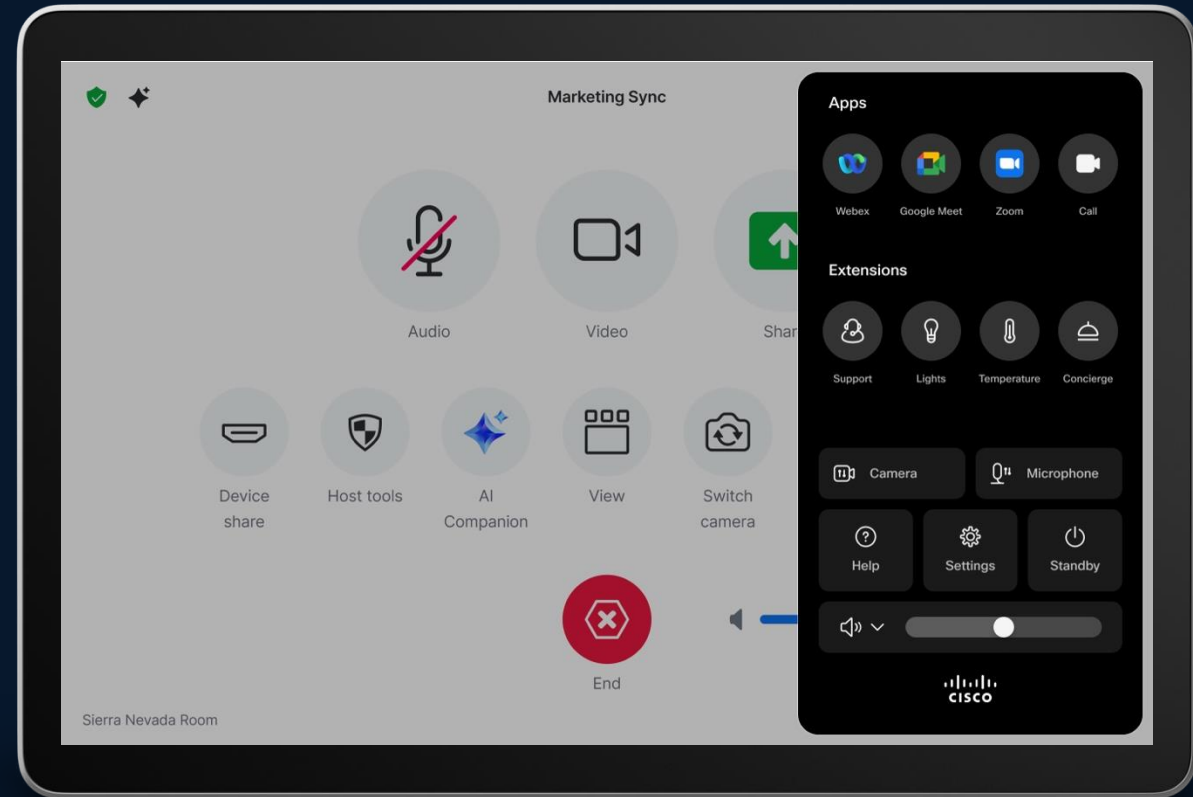
# Camera Intelligence from Room Navigator

## Room Navigator support:

- Cisco Room Bar, Room Bar Pro
- Cisco Room Kit EQ/EQX, Room Kit Pro
- Cisco Board Pro/Board Pro G2

## Camera modes available:

- New Dynamic Mode!
- Group (best view)
- Group and Speaker
  - Kit EQ with Quad camera, EQX and Kit Pro with Quad camera only
- Frames
- Speaker
- Presenter (on supported systems)
- Classroom Mode (on supported systems)
- Camera presets



# Workspace Experiences

## Digital signage

- Display custom content for branding, engagement and safety purposes.
- Support for Cisco Spaces

## Web content

- Web-View – display web content full screen
- Web-Modal – display web content within a smaller frame on the device
- Web-view is also supported on the Room Navigator acting as the touch controller.



# Content Sharing

Make content sharing simple with a wide range of wired and wireless options:

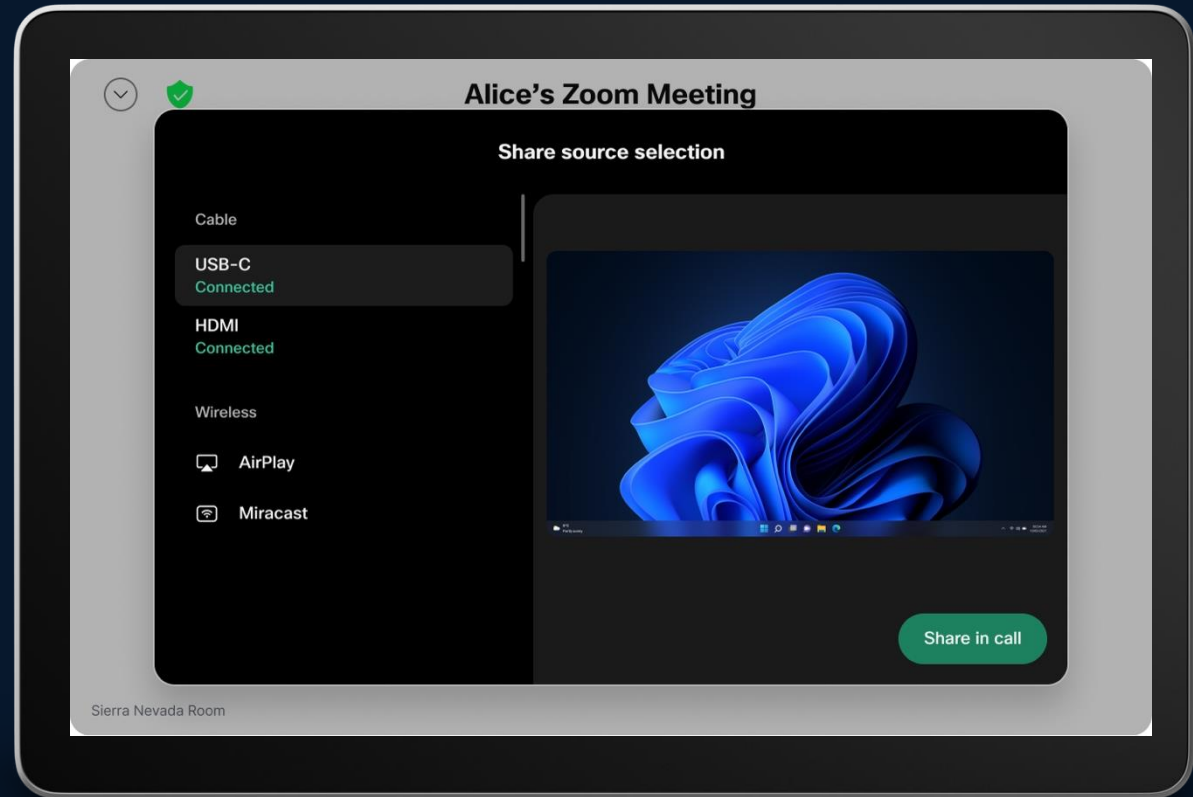
USB-C\*

HDMI

Miracast®

Apple Airplay

Zoom Direct Share\*\*



\*USB-C sharing is not available with the Room Kit Pro

\*\*Zoom Direct Share is not available in Guest Mode

# USB Camera support for main video



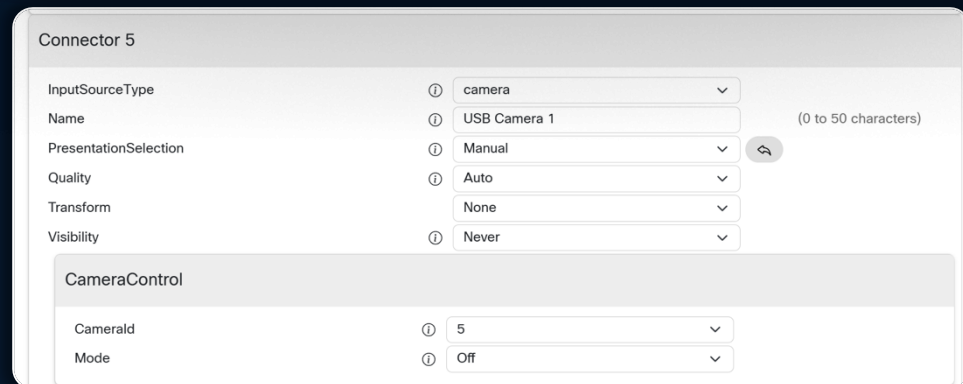
Support for USB-A camera to be connected to a Cisco Video device.

- USB 2.0 camera supporting MJPEG formats

User can select the USB camera from the Available cameras panel when in Manual mode for camera selection

Supported on:

- Desk Pro (2), Desk Pro G2 (2)
- Room Bar (2), Room Bar Pro (2)
- Board Pro (2), Board Pro G2 (2)
- Room Kit EQ/EQX (2)
- Room Kit Pro (1), Room Kit Pro G2 (2)



(n) Denotes how many USB-A cameras can be connected to the codec at once

# Whiteboarding

**Webex whiteboard** can be accessed from the device inside and outside a call

**Zoom whiteboard** can be accessed when in a Zoom meeting.

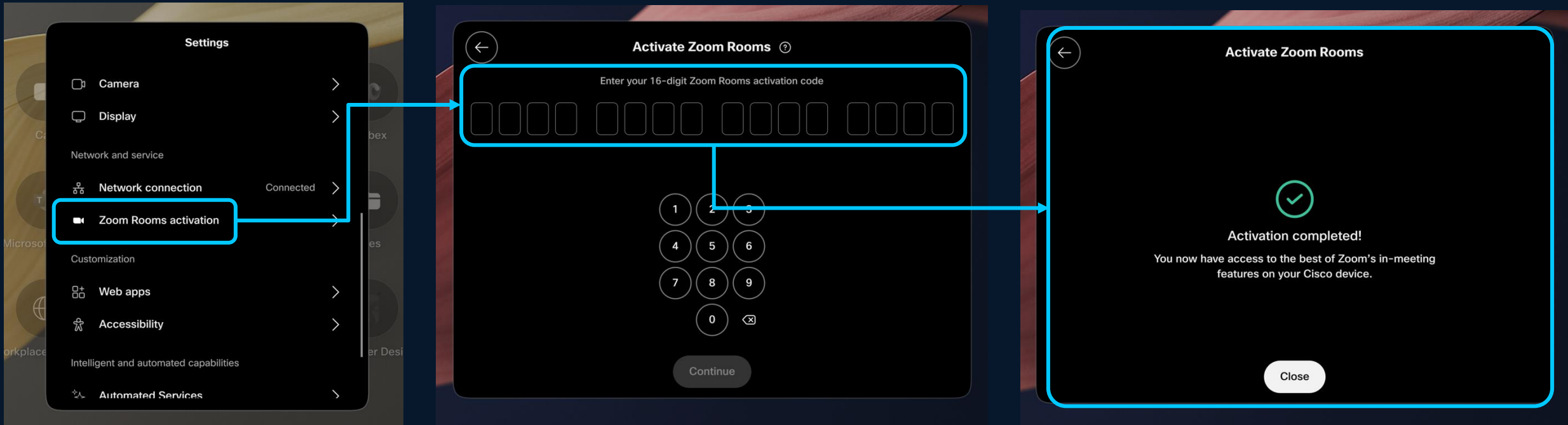
To **initiate** a whiteboarding session is required the Signed-in experience.



# Signed-in experience

## Device activation via device user interface and APIs

Via device user interface:



Via APIs:

xCommand -> to register the Zoom app  
xcommand Zoom Registration Start

xStatus: -> to check the activation status  
xstatus Zoom AppExperience

Thank you to our sponsors!



World Wide Technology, Inc.

PRESIDIO®



Where Technology Means More®



