



Siemens HiPath 4300 Release 1 using E1 PRI EURO to Cisco Unified CallManager 4.0

November 19, 2007 Revision 2

Table of Contents

Introduction	1
Network Topology.....	2
Limitations.....	2
System Components	2
Hardware Requirements	2
Software Requirements	3
Features	3
Features Supported.....	3
Features Not Supported	3
Configuration.....	3
Configuring the Siemens Hicom 330E PBX	3
Configuring the Cisco Unified CallManager.....	12
Acronyms	23

Introduction

This is an application note for connectivity of Siemens HiPath 4300 Rel. 1 PBX with Cisco Unified CallManager (CUCM) Release 4.0 using Cisco 6608-E1 PRI as MGCP gateway.

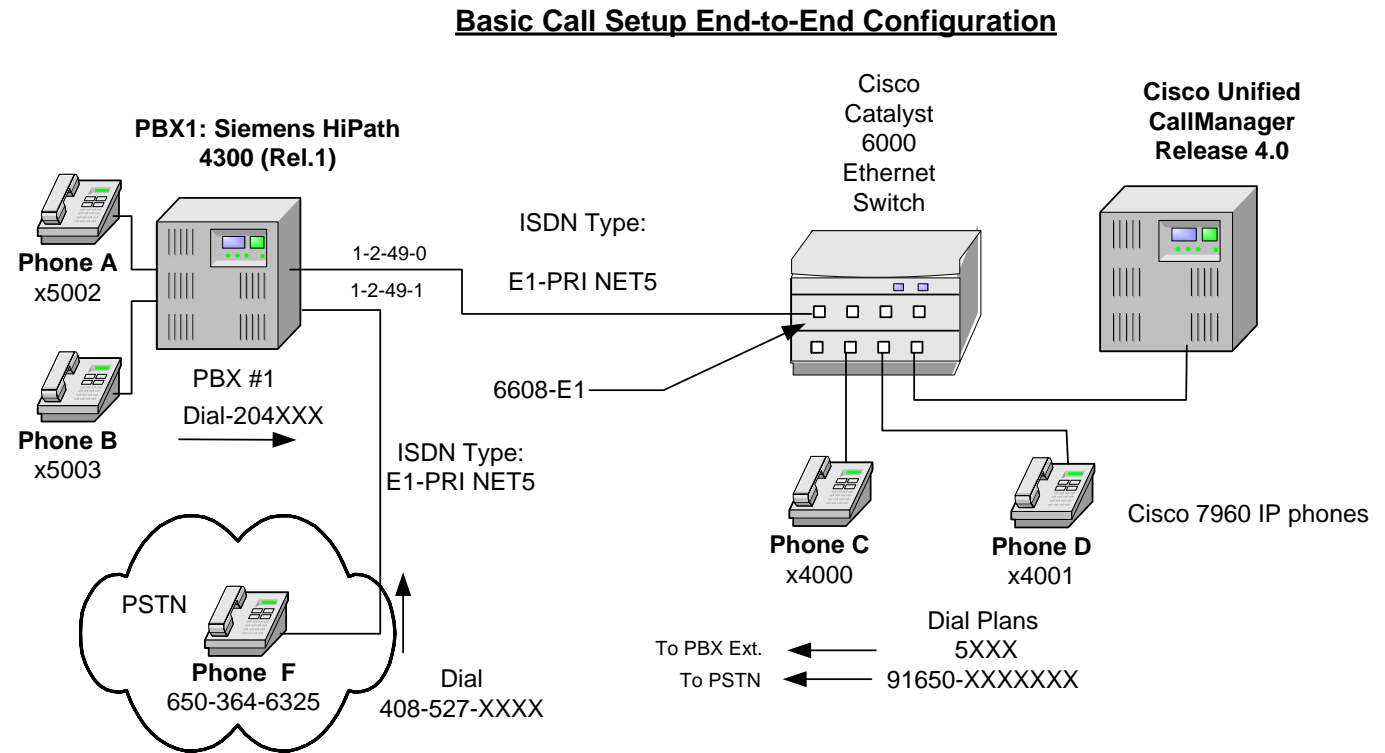
The network topology diagram (Figure 1) shows the test setup for end-to-end interoperability with the Cisco Unified CallManager connected to the PBX via 6608-E1 PRI link as MGCP gateway.

Connectivity is achieved by using the PRI EURO protocol type on the MGCP gateway and ETSI switch type on the Siemens HiPath 4300 PBX.

Basic calls worked fine in both directions with Calling Number feature support.

Network Topology

Figure 1. Network Topology



Limitations

Calling Name and Number Feature

The Siemens HiPath 4300 PRI Interface with ETSI protocol does not support Calling Name Delivery Presentation feature.

Cisco Unified CallManager (CUCM 4.0) Parche release does not support sending Connected Number information.

B-Channel Mapping

Siemens HiPath 4300 PBX uses Timeslot channel numbering (1-15, 17-31) when ETSI protocol is selected, therefore the Cisco 6608-E1 Gateway configuration for **Channel IE Type** field should be set to **Timeslot Number**.

System Components

Hardware Requirements

Cisco Hardware:

Cisco Catalyst 6000 switch with 6608-E1 Gateway

Cisco CallManager 4.0

Siemens HiPath 4300 PBX Hardware:

DIU-N2



Software Requirements

PBX Software version 1

Cisco Unified CallManager 4.0

Cisco WS-X6608-E1 gateway Version 7.6(2)

Features

Features Supported

Calling Number Identification Presentation

Features Not Supported

Calling/Connected Name delivery is not supported by the Siemens HiPath 4300 PRI Interface with ETSI protocol

Sending Connected Number is not supported by Cisco Unified CallManager 4.0

Configuration

Configuring the Siemens Hicom 330E PBX

Configure in the following sequence:

1. Add the new access code to Dialing Plans using WABE + LDPLN.
2. Add the new trunk board using BCSU.
3. Configure Class of Trunk using COT.
4. Configure Class of Parameter for device handler using COP.
5. Configure Class of Service using COSSU.
6. Add the new trunk group access code using BUEND.
7. Configure trunk using TDCSU.
8. Configure Reference Clock using REFTA.
9. Configure trunk Least Cost Routing using LDAT + RICHT.
10. Configure LCR Out-dial Rules using LODR.

Configuration Menus and Commands

DPLN

```
<DISPLAY-WABE:TYPE=GEN;
DISPLAY-WABE:TYPE=GEN;
H500: AMO WABE STARTED
```

DIGIT INTERPRETATION		VALID FOR ALL DIAL PLANS							
CODE		CALL PROGRESS STATE				DIGIT	RESERVED/CONVERT		
		1	11111	11112	22	ANALYSIS	DNI/ADD-INFO		
		0	12345	67890	12345	67890	12	RESULT	*=OWN NODE
0		.	*****	..***	**..*	CO	R
001		*	NETRTE	
002	- 003	*	NETRTE	R
11	- 14	.	*****	*****	**..*	TIE	
20	- 27	.	*****	*****	**..*	TIE	
21	*	KNVRKY	
22	*	DNDKY	
23	*	FWDKY	
24	*	MBKY	
25	*	MSGRKY	
26	*	DAKY	
27	*	DSSKY	



CODE	CALL PROGRESS STATE				DIGIT ANALYSIS RESULT	RESERVED/CONVERT DNI/ADD-INFO *=OWN NODE
	1	11111	11112	22		
28 2800 - 2999	VCRKY STN	R DESTNO 111 DNNO 0- 0- 0
29	VCKY	
30	CONFKY	
31	NAMEKY	
32	PARKKY	
33	CCKY	
34	HTKY	
35	STKY	
36	REMKY	

DIGIT INTERPRETATION VALID FOR ALL DIAL PLANS

CODE	CALL PROGRESS STATE				DIGIT ANALYSIS RESULT	RESERVED/CONVERT DNI/ADD-INFO *=OWN NODE
	1	11111	11112	22		
36 - 37	CO	
38	TIMEKY	
39	TIE	
4567	STN	DESTNO 34 DNNO 0- 0- 34
5000 - 5040	STN	DESTNO 0 DNNO 2- 1-200*
6000 - 6009	STN	R DESTNO 0 DNNO 2- 1-200*

DIGIT INTERPRETATION VALID FOR ALL DIAL PLANS

CODE	CALL PROGRESS STATE				DIGIT ANALYSIS RESULT	RESERVED/CONVERT DNI/ADD-INFO *=OWN NODE
	1	11111	11112	22		
83	SPDC1	
84	SPDC2	
88	SCONSI	R
89	SCONSCO	R
*13	AHTVCE	
*15	SPLIT	
*16	AREM	
*17	TRACE	
*18	ACOSX	
*19	KNOVR	
*20	ADND	
*25	FWDFRM	

DIGIT INTERPRETATION VALID FOR ALL DIAL PLANS

CODE	CALL PROGRESS STATE				DIGIT ANALYSIS RESULT	RESERVED/CONVERT DNI/ADD-INFO *=OWN NODE
	1	11111	11112	22		
*29	AFFWDVCE	

AMO-WABE -216 DIALLING PLANS, FEATURE ACCESS CODES
DISPLAY COMPLETED;



Enbloc Sending Dial Plan, DPLN

```
<DISPLAY-LDPLN:TYPE=LDP,LDPNO=5;  
DISPLAY-LDPLN:TYPE=LDP,LDPNO=5;  
H500: AMO LDPLN STARTED
```

LDPNO :	5	LDP :	20-XXXX
		SPC :	22
		FDSFIELD :	0
		SDSFIELD :	0
		PINDP :	N
DPLN	LROUTE	LAUTH	
0	20	3	
1	20	3	
2	20	3	
3	20	3	
4	20	3	
5	20	3	
6	20	3	
7	20	3	
8	20	3	
9	20	3	
10	20	3	
11	20	3	
12	20	3	
13	20	3	
14	20	3	
15	20	3	

```
AMO-LDPLN-216 ADMINISTRATION LCR DIALPLAN  
DISPLAY COMPLETED;
```

Overlap Sending Dial Plan, DPLN

```
<DISPLAY-LDPLN:TYPE=LDP,LDPNO=5;  
DISPLAY-LDPLN:TYPE=LDP,LDPNO=5;  
H500: AMO LDPLN STARTED
```

LDPNO :	5	LDP :	20-X
		SPC :	22
		FDSFIELD :	0
		SDSFIELD :	0
		PINDP :	N
DPLN	LROUTE	LAUTH	
0	20	3	
1	20	3	
2	20	3	
3	20	3	
4	20	3	
5	20	3	
6	20	3	
7	20	3	
8	20	3	
9	20	3	
10	20	3	
11	20	3	
12	20	3	
13	20	3	
14	20	3	



```

| 15 | 20 | 3 |
+-----+

```

```

AMO-LDPLN-216      ADMINISTRATION LCR DIALPLAN
DISPLAY COMPLETED;

```

BCSU

```

<DISPLAY-BCSU:TYPE=TBL,LTG=1,LTU=2,SLOT=49;
DISPLAY-BCSU:TYPE=TBL,LTG=1,LTU=2,SLOT=49;
H500: AMO BCSU STARTED

```

```

ADDRESS : LTG 1 LTU 2 SOURCE GROUP 1
-----+-----+-----+-----+-----+-----+-----+-----+
PEN | ASSIGNED | MODULE | FCT | HWY | | INSERTED | | | MODULE |
  | MODULE  | TYPE   | ID  | BDL | | MODULE   | STATE | HW-INFO | STATUS |
-----+-----+-----+-----+-----+-----+-----+
49 | Q2196-X  | DIU-N2 | 1   | A   | | Q2196-X  | 1    | -06 -   | READY |

```

```

AMO-BCSU -216      BOARD CONFIGURATION, SWITCHING UNIT
DISPLAY COMPLETED;

```

Class of Trunk, COT

```

<DISPLAY-COT:COTNO=21;
DISPLAY-COT:COTNO=21;
H500: AMO COT STARTED

```

```

COT: 21 INFO:
DEVICE: INDEP      SOURCE: DB
PARAMETER:
  PRIORITY FOR AC WILL BE DETERMINED FROM MESSAGE      PRI
  RECALL IF USER HANGS UP IN CONSULTATION CALL        RCL
  TRUNK CALL TRANSFER                                  XFER
  TRUNK SIGNALING ANSWER                               ANS
  CHANGEOVER FROM HOLD TO RING TONE                   CHRT
  KNOCKING OVERRIDE POSSIBLE                          KNOR
  CALL EXTEND FOR BUSY, RING OR CALL STATE             CEBC
  NETWORKWIDE AUTOMATIC CALLBACK ON BUSY              CBBN
  NETWORKWIDE AUTOMATIC CALLBACK ON FREE              CBFN
  NETWORKWIDE FORWARDING NO-ANSWER                   FNAN
  SUPPRESSION OF RECALLS TO AC                        RCLS
  REGENERATED CO DIALTONE ON OUTGOING SEIZURE         COTN
  TRANSFER OF USER ITR GROUPS VIA S0/S2 (NWU)        ITRN
  DON'T RELEASE CALL TO BUSY HUNT GROUP               BSHT
  DESTINATION NUMBER WITH PREFIX DIGITS TO CDR        DPRE
  CONNECTION TO ROUTE OPTIMIZATION NODE              ROPT
  INCOMING CDR BY ZONE OR FROM LINE                   ICZL
  TRUNK SENDS CALL CHARGES TO ORIGINATING NODE NUMBER TRSC
  USE DEFAULT NODE NUMBER OF LINE                    DFNN
  CALL FORWARDING PROGRAMING FOR OTHER SUBSCRIBERS    CFOS
  NO TONE                                              NTON

```

```

AMO-COT -216      CLASS OF TRUNK FOR CALL PROCESSING
DISPLAY COMPLETED;

```

Class of Parameter for Device Handler, COP

```

<DISPLAY-COP:COPNO=21;
DISPLAY-COP:COPNO=21;
H500: AMO COP STARTED

```

```

COP: 21 INFO:
DEVICE: INDEP      SOURCE: DB
PARAMETER:

```



```
CO TRUNK ACCESS:
  TRUNK ACCESS                                     TA

TOLL ACCESS:
  TRUNK ACCESS                                     TA
```

```
AMO-COP -216          CLASS OF PARAMETER FOR DEVICE HANDLER
DISPLAY COMPLETED;
```

Class of Service, COSSU

```
<DISPLAY-COSSU:TYPE=COS,COS=10;
DISPLAY-COSSU:TYPE=COS,COS=10;
H500: AMO COSSU STARTED
```

COS	VOICE	FAX	DTE
10	> TA TNOTCR CDRC	NOCO NOTIE	NOCO NOTIE

```
AMO-COSSU-216          CLASSES OF SERVICE
DISPLAY COMPLETED;
```

```
<DISPLAY-COSSU:TYPE=LCOSV,LCOSV=1;
DISPLAY-COSSU:TYPE=LCOSV,LCOSV=1;
H500: AMO COSSU STARTED
```

LCOS	LAUTH	COPIN
V	1 2 3 4 5 6	NUM
>SERVICE INFORMATION		
1	X.....	0
>LCR ATTENDANT FOR VOICE		

```
AMO-COSSU-216          CLASSES OF SERVICE
DISPLAY COMPLETED;
```

Trunk Group Access Code, BUEND

```
<DISPLAY-BUEND:TGRP=20;
DISPLAY-BUEND:TGRP=20;
H500: AMO BUEND STARTED
```

```
----- FORMAT = L -----
```

TGRP NUMBER :	20	TGRP NAME :	PRI PSSV1	MAXIMUM NO. :	70
		CHARCON :	NEUTRAL		
SUBGROUP NO.:	3	DEVICE TYPE :	S2CONN	TRACENO :	0
RESERVED :	N	SEARCH MODE :	CIRCULAR	ACD THRESHOLD :	*
NUMBER OF ASSOCIATED ROUTES :	1			PRIORITY :	2
TDDRFLAG :	ON	TDDRTHRESHOLD:	3	SOURCEGROUPIDX :	1
GDTRRULE :	0	ACDPMGRP :	0		
THE FOLLOWING TRUNKS (LTG-LTU-SLOT-CCT) HAVE BEEN ALLOCATED:					
1- 2- 49-0	1	1- 2- 49-0	2	1- 2- 49-0	3
1- 2- 49-0	4	1- 2- 49-0	5	1- 2- 49-0	6
1- 2- 49-0	7	1- 2- 49-0	8	1- 2- 49-0	9
1- 2- 49-0	10	1- 2- 49-0	11	1- 2- 49-0	12
1- 2- 49-0	13	1- 2- 49-0	14	1- 2- 49-0	15
1- 2- 49-0	16	1- 2- 49-0	17	1- 2- 49-0	18



1- 2- 49-0	19	1- 2- 49-0	20	1- 2- 49-0	21
1- 2- 49-0	22	1- 2- 49-0	23	1- 2- 49-0	24
1- 2- 49-0	25	1- 2- 49-0	26	1- 2- 49-0	27
1- 2- 49-0	28	1- 2- 49-0	29	1- 2- 49-0	30

AMO-BUEND-216 TRUNK GROUP
 DISPLAY COMPLETED;

Trunk Configuration, TDCSU

For Master-side Configuration

<dis-tdcsu:1-2-49-0
 PEN2 = ;
 DIS-TDCSU:1-2-49-0,;
 H500: AMO TDCSU STARTED

DIGITAL TRUNK (FORMAT=L)			
DEV	S2CONN	PEN	TGRP
DEV	= S2CONN	PEN = 1-02-049-0	TGRP = 20
PROTVAR	= ETSI	INS = Y	SRCHMODE = CIR
COTNO	= 21	COPNO = 21	DPLN = 0
ITR	= 1	COS = 10	LCOSV = 1
LCOSD	= 1	CCT = HICOM S2	DESTNO = 1
SEGMENT	= 1	DEDSVC = NONE	DEDSVC = NONE
FACILITY	=	DITIDX =	SRTIDX =
TRTBL	= GDTR	SIDANI = N	ATNTYP = TIE
CBMATTR	= NONE	NWMUXTIM = 10	TCHARG = N
SUPPRESS	= 0	DGTPR =	CHIMAP = N
ISDNIP	=	ISDNNP =	
PNPL2P	=	PNPL1P =	PNPAC =
TRACOUNT	= 31	SATCOUNT = MANY	NNO = 1 -1 -300
ALARMNO	= 0	FIDX = 1	CARRIER = 1
ZONE	= EMPTY	COTX = 21	FWDX = 5
DOMTYPE	=	DOMAINNO =	TPROFNO =
INIGHT	=		CCHDL =
UUSCCX	= 16	UUSCCY = 8	FNIDX = 1
CLASSMRK	= EC & G711 & G729OPT		SRCGRP =
TCCID	=		
BCNEG	= N	BCGR = 1	LWPAR = 1
LWPP	= 0	LWLT = 0	LWPS = 0
LWR1	= 0	LWR2 = 0	
BCHAN	= 1 && 30		

AMOUNT OF B-CHANNELS IN THIS DISPLAY-OUTPUT: 30

AMO-TDCSU-216 DIGITAL TRUNKS
 DISPLAY COMPLETED;

<DISPLAY-LWPAR:INFOPAT="1",FORMAT=L;
 DISPLAY-LWPAR:INFOPAT="1",FORMAT=L;
 H500: AMO LWPAR STARTED

LOADWARE PARAMETERS				CIRCUIT TYPE: DIUS2		SOURCE:DB		BLOCK: 1	
LNTYPE	= COPPER	VERSION	= S2	QUAL	= ON				
MASTER	= Y	DCHAN1	= 16	DCHAN2	= 0				
PATTERN	= D5H	QUAL1	= 10 SEC.	QUAL2	= 10 MIN.				
SMD	= Y	PERMACT	= Y	FCBAB	= DFH				
CDG	= N	FIXEDTEI	= 0	CNTRNR	= 255				
TEIVERIF	= N	CRC4REP	= N						



```

| DEV      = INDEP
| INFO     =
+-----+

```

AMO-LWPAR-216 LOADWARE PARAMETERS FOR NETWORKING MODULES
 DISPLAY COMPLETED;

For Slave-side Configuration

<DIS-TDCSU:1-2-49-0,;
 H500: AMO TDCSU STARTED

```

+-----+-----+-----+-----+
| DEV      = S2CONN           PEN      = 1-02-049-0   TGRP     = 20
+-----+-----+-----+-----+
| PROTVAR = ETSI           INS      = Y           SRCHMODE = CIR
| COTNO    = 21           COPNO   = 21           DPLN     = 0
| ITR      = 1           COS      = 10          LCOSV    = 1
| LCOSD    = 1           CCT      = HICOM S2    DESTNO   = 1
| SEGMENT  = 1           DEDSVC  =           DEDSVC   = NONE
| FACILITY =           DITIDX   =           SRTIDX   =
| TRTBL    = GDTR        SIDANI   = N           ATNTYP   = TIE
| CBMATTR  = NONE        NWMUXTIM = 10        TCHARG   = N
| SUPPRESS = 0           DGTPR   =           CHIMAP   = N
| ISDNIP   =           ISDNNP  =           
| PNPL2P   =           PNPL1P  =           PNPAC    =
| TRACOUNT = 31        SATCOUNT = MANY       NNO      = 1 -1 -300
| ALARMNO  = 0           FIDX    = 1           CARRIER = 1
| ZONE     = EMPTY      COTX    = 21          FWDX     = 5
| DOMTYPE  =           DOMAINNO =           TPROFNO  =
| INIGHT   =           
| UUSCCX   = 16        UUSCCY   = 8           FNIDX    = 1
| CLASSMRK = EC        & G711   & G729OPT   SRCGRP   =
| TCCID    =
+-----+-----+-----+-----+
| BCNEG    = N           BCGR     = 1           LWPAR   = 0
| LWPP     = 0           LWLT    = 0           LWPS     = 0
| LWR1     = 0           LWR2    = 0
| BCHAN    = 1 && 30
+-----+-----+-----+-----+

```

AMOUNT OF B-CHANNELS IN THIS DISPLAY-OUTPUT: 30

AMO-TDCSU-216 DIGITAL TRUNKS
 DISPLAY COMPLETED;

DISPLAY-LWPAR:INFOPAT="0",FORMAT=L;
 H500: AMO LWPAR STARTED

```

+-----+-----+-----+-----+
| LOADWARE PARAMETERS       CIRCUIT TYPE: DIUS2   SOURCE:DB   BLOCK:   0
+-----+-----+-----+-----+
| LNTYPE   = COPPER        VERSION  = S2           QUAL     = ON
| MASTER  = N           DCHAN1  = 16           DCHAN2  = 0
| PATTERN  = D5H           QUAL1   = 10   SEC.   QUAL2   = 10   MIN.
| SMD     = N           PERMACT = Y           FCBAB   = DFH
| CDG      = N           FIXEDTEI = 0          CNTRNR  = 255
| TEIVERIF = N           CRC4REP = N
| DEV      = INDEP
| INFO     =
+-----+-----+-----+-----+

```

AMO-LWPAR-216 LOADWARE PARAMETERS FOR NETWORKING MODULES
 DISPLAY COMPLETED;

Reference Clock Configuration, REFTA



For Master-side Configuration

```
<DISPLAY-REFTA:TYPE=CIRCUIT,PEN=1-2-49-0;
DISPLAY-REFTA:TYPE=CIRCUIT,PEN=1-2-49-0;
H500: AMO REFTA STARTED
```

```

+-----+
|           R E F E R E N C E   C L O C K   C I R C U I T S           |
+-----+-----+-----+-----+-----+-----+-----+-----+
| PEN          | MODULE | DEVICE | PRI | ERROR | BLOCK | SUPP. | READY | SRCGRP |
|              |        |        |    |       |       |       | BUT  |        |
|              |        |        |    |       |       |       | ASYN. |        |
+-----+-----+-----+-----+-----+-----+-----+-----+
| 1- 2- 49- 0 | DIU-N2 | S2CONN | 0  | 0    | N    |       | N    | 1    |
+-----+-----+-----+-----+-----+-----+-----+

```

```
AMO-REFTA-216          REFERENCE CLOCK TABLE
DISPLAY COMPLETED;
```

For Slave-side Configuration

```
<DISPLAY-REFTA:TYPE=CIRCUIT,PEN=1-2-49-0;
DISPLAY-REFTA:TYPE=CIRCUIT,PEN=1-2-49-0;
H500: AMO REFTA STARTED
```

```

+-----+
|           R E F E R E N C E   C L O C K   C I R C U I T S           |
+-----+-----+-----+-----+-----+-----+-----+-----+
| PEN          | MODULE | DEVICE | PRI | ERROR | BLOCK | SUPP. | READY | SRCGRP |
|              |        |        |    |       |       |       | BUT  |        |
|              |        |        |    |       |       |       | ASYN. |        |
+-----+-----+-----+-----+-----+-----+-----+-----+
| 1- 2- 49- 0 | DIU-N2 | S2CONN | 11 | 0    | N    |       | N    | 1    |
+-----+-----+-----+-----+-----+-----+-----+

```

```
AMO-REFTA-216          REFERENCE CLOCK TABLE
DISPLAY COMPLETED;
```

Trunk Least Cost Routing Configuration

LDAT

```
<DISPLAY-LDAT:TYPE=LCR,LROUTE=20;
DISPLAY-LDAT:TYPE=LCR,LROUTE=20;
H500: AMO LDAT STARTED
```

```

+-----+-----+-----+-----+-----+-----+-----+-----+
| LROUTE = 20  | LDPLN  | NAME = PSS1V | SERVICE = ALL |
| TYPE = LCR   |        |                | DNN OF ROUTE = 111 |
| SERVICE INFO = |        |                |                |
+-----+-----+-----+-----+-----+-----+-----+-----+
| LRTEL | LVAL | TGRP | ODR | LAUTH | SCHEDULE | CARRIER | LATR | LDSRT |
|        |      |      |     |       | ABCDEFGH | ZONE     |     |       |
+-----+-----+-----+-----+-----+-----+-----+-----+
| 1     | 1    | 20   | 15  | 3    | ***** | 1  EMPTY | NONE |       |
+-----+-----+-----+-----+-----+-----+-----+-----+

```

```
AMO-LDAT -216          LCR-DIRECTIONS
DISPLAY COMPLETED;
```

RIGHT

```
<DISPLAY-RICHT:MODE=LRTE,LRTE=20;
DISPLAY-RICHT:MODE=LRTE,LRTE=20;
H500: AMO RICHT STARTED
```



```
+-----+
| LRTE = 20      NAME = PSS1V          (NEUTRAL)  LSVC = ALL
| DNNO =         111 PDNNO =          0
| ROUTOPT = YES  REROUT = YES  PLB = NO    FWDBL = NO
| DTMFCNV = WITHOUT DTMFDSP = WITHOUT DTMFTEXT =
| DTMFPULS =     BUGS = LIN  ROUTATT = NO    MAINGRP = 3
| EMCYRRT = NO   CONFONE = NO  RERINGRP = NO  RTENO = 3
| INFO =
+-----+
| TGRP = 20  LDAT  PRI  PSSV1          (NEUTRAL)  SUBGROUP = 3
+-----+
```

AMO-RICHT-216 TRUNK ROUTING
DISPLAY COMPLETED;

LCR Out-dial Rules, LODR

<DISPLAY-LODR:ODR=15;
DISPLAY-LODR:ODR=15;
H500: AMO LODR STARTED

ODR	POSITION	CMD	PARAMETER
15	1	ECHO	2
	2	END	

H03: THE NEXT FREE ODR IS 1

AMO-LODR -216 ADMINISTRATION OF LCR OUTDIAL RULES
DISPLAY COMPLETED;



Configuring the Cisco Unified CallManager

6608-E1 Gateway Configuration

System Route Plan Service Feature Device User Application Help

Cisco CallManager Administration
For Cisco IP Telephony Solutions

CISCO SYSTEMS

Gateway Configuration

[Back to Find/List Gateways](#)
[Dependency Records](#)

Product : Cisco Catalyst 6000 E1 VoIP Gateway
Gateway : S0/DS1-0@SDA0001C9D8633E
Device Protocol: Digital Access PRI
Registration: Registered with Cisco CallManager 172.20.32.254
IP Address: [172.20.32.103](#)

Status: Ready

Device Information

MAC Address*	<input type="text" value="0001C9D8633E"/>
Description	<input type="text" value="SDA0001C9D8633E"/>
Device Pool*	<input type="text" value="Default"/>
Network Locale	<input type="text" value="United States"/>
Media Resource Group List	<input type="text" value=" < None >"/>
Location	<input type="text" value=" < None >"/>
AAR Group	<input type="text" value=" < None >"/>
Load Information	<input type="text"/>

Multilevel Precedence and Preemption (MLPP) Information


MLPP Domain (e.g., "0000FF")	<input type="text"/>
MLPP Indication	Not available on this device
MLPP Preemption	Not available on this device

Interface Information

PRI Protocol Type*	<input type="text" value="PRI EURO"/>
Protocol Side*	<input type="text" value="User"/>
Channel Selection Order*	<input type="text" value="Top Down"/>
Channel IE Type*	<input type="text" value="Timeslot Number"/>



PCM Type*	A-law
Delay for first restart (1/8 sec ticks)	32
Delay between restarts (1/8 sec ticks)	4
<input checked="" type="checkbox"/> Inhibit restarts at PRI initialization	
<input checked="" type="checkbox"/> Enable status poll	
Call Routing Information	
Inbound Calls	
Significant Digits*	All
Calling Search Space	Incoming Trunk
AAR Calling Search Space	< None >
Prefix DN	
Outbound Calls	
Calling Line ID Presentation*	Default
Calling Party Selection*	Originator
Called party IE number type unknown*	Unknown
Calling party IE number type unknown*	Unknown
Called Numbering Plan*	Private
Calling Numbering Plan*	Unknown
Number of digits to strip*	0
Caller ID DN	
SMDI Base Port*	0
PRI Protocol Type Specific Information	
<input checked="" type="checkbox"/> Display IE Delivery	
<input checked="" type="checkbox"/> Redirecting Number IE Delivery - Outbound	
<input checked="" type="checkbox"/> Redirecting Number IE Delivery - Inbound	
<input checked="" type="checkbox"/> Send Extra Leading Character In DisplayIE***	
<input type="checkbox"/> Setup non-ISDN Progress Indicator IE Enable****	
<input type="checkbox"/> MCDN Channel Number Extension Bit Set to Zero**	

<input type="checkbox"/>	MCDN Channel Number Extension Bit Set to Zero**	
<input type="checkbox"/>	Send Calling Name In Facility IE	
<input type="checkbox"/>	Interface Identifier Present**	
Interface Identifier Value**		<input type="text" value="0"/>
Connected Line ID Presentation (QSIG Inbound Call)*		<input type="text" value="Default"/>
Connected PBX Model		<input type="text" value="None"/>
Product Specific Configuration 		
Clock Reference*		<input type="text" value="Network"/>
Framing*		<input type="text" value="CRC4"/>
Audio Signal Adjustment into IP Network*		<input type="text" value="NoDbPadding"/>
Audio Signal Adjustment from IP Network*		<input type="text" value="NoDbPadding"/>
Zero Suppression*		<input type="text" value="HDB3"/>
Digit On Duration(50-500ms)*		<input type="text" value="100"/>
Interdigit Duration(50-500msec)*		<input type="text" value="100"/>
SNMP Community String		<input type="text" value="public"/>
Disable SNMP Set operations*		<input type="checkbox"/>
Debug Port Enable*		<input checked="" type="checkbox"/>
Hold Tone Silence Duration*		<input type="text" value="0"/>
Port Used for Voice Calls*		<input checked="" type="checkbox"/>
Port Used for Modem Calls*		<input checked="" type="checkbox"/>
Port Used for Fax Calls*		<input checked="" type="checkbox"/>
Fax and Modem Parameters		
Fax Relay Enable*		<input checked="" type="checkbox"/>
Fax Error Correction Mode Override*		<input checked="" type="checkbox"/>
Maximum Fax Rate*		<input type="text" value="14400bps"/>
Fax Payload Size*		<input type="text" value="20"/>
Non Standard Facilities Country Code*		<input type="text" value="65535"/>
Non Standard Facilities Vendor		<input type="text" value="65535"/>

Non Standard Facilities Vendor Code*	<input type="text" value="65535"/>
Fax/Modem Packet Redundancy*	<input type="checkbox"/>
NSE Type*	<input type="text" value="Non-IOS Gateways"/>

Playout Delay Parameters

Initial Playout Delay*	<input type="text" value="40"/>
Minimum Playout Delay*	<input type="text" value="20"/>
Maximum Playout Delay*	<input type="text" value="150"/>

Echo Canceller Configuration

Echo TailLength (ms)*	<input type="text" value="32 ms"/>
Minimum ERL (db)*	<input type="text" value="6 db"/>

* indicates required item
** applicable to DMS-100 protocol only
*** applicable to DMS-100 protocol and DMS-250 protocol only
**** may be required to force ringback from some PBXs

[Back to Find/List Gateways](#)



Enbloc Route Pattern Configuration

Route Pattern/Hunt Pilot: 5XXX
Status: Ready
Note: Any update to this Route Pattern or Hunt Pilot automatically resets the associated gateway or Route/Hunt List

Pattern Definition

Route Pattern/Hunt Pilot*	<input type="text" value="5XXX"/>	
Partition	< None >	
Description	<input type="text"/>	
Numbering Plan*	North American Numbering Plan	
Route Filter	< None >	
MLPP Precedence	Default	
Gateway or Route/Hunt List*	S0/DS1-0@SDA0001C9D8633E (Edit)	
Route Option	<input checked="" type="radio"/> Route this pattern <input type="radio"/> Block this pattern <input type="text" value="— Not Selected —"/>	
<input checked="" type="checkbox"/> Provide Outside Dial Tone	<input type="checkbox"/> Allow Overlap Sending	<input type="checkbox"/> Urgent Priority

Calling Party Transformations

<input type="checkbox"/> Use Calling Party's External Phone Number Mask	
Calling Party Transform Mask	<input type="text"/>
Prefix Digits (Outgoing Calls)	<input type="text"/>
Calling Line ID Presentation	Default
Calling Name Presentation	Default

Connected Party Transformations

Connected Line ID Presentation	Default
Connected Name Presentation	Default

Called Party Transformations

Discard Digits	< None >
Called Party Transform Mask	<input type="text"/>
Prefix Digits (Outgoing Calls)	<input type="text"/>

ISDN Network-Specific Facilities Information Element

Carrier Identification Code	<input type="text"/>	
Network Service Protocol	— Not Selected —	
Network Service	Service Parameter Name	Service Parameter Value
<input type="text" value="— Not Selected —"/>	<input type="text" value="< Not Exist >"/>	<input type="text"/>



Overlap Sending Route Pattern Configuration

Route Pattern/Hunt Pilot: 9.X

Status: Ready
Note: Any update to this Route Pattern or Hunt Pilot automatically resets the associated gateway or Route/Hunt List

Pattern Definition

Route Pattern/Hunt Pilot*

Partition

Description

Numbering Plan*

Route Filter

MLPP Precedence

Gateway or Route/Hunt List* [\(Edit\)](#)

Route Option

Route this pattern

Block this pattern

Provide Outside Dial Tone Allow Overlap Sending Urgent Priority

Calling Party Transformations

Use Calling Party's External Phone Number Mask

Calling Party Transform Mask

Prefix Digits (Outgoing Calls)

Calling Line ID Presentation

Calling Name Presentation

Connected Party Transformations

Connected Line ID Presentation

Connected Name Presentation

Called Party Transformations

Discard Digits

Called Party Transform Mask

Prefix Digits (Outgoing Calls)

ISDN Network-Specific Facilities Information Element

Carrier Identification Code

Network Service Protocol

Network Service	Service Parameter Name	Service Parameter Value
<input type="text" value=" — Not Selected —"/>	<input type="text" value=" < Not Exist >"/>	<input type="text"/>



PSTN Route Pattern Configuration

Route Pattern/Hunt Pilot: 91650XXXXXXX

Status: Ready
Note: Any update to this Route Pattern or Hunt Pilot automatically resets the associated gateway or Route/Hunt List

[Copy](#) [Update](#) [Delete](#)

Pattern Definition

Route Pattern/Hunt Pilot*

Partition

Description

Numbering Plan*

Route Filter

MLPP Precedence

Gateway or Route/Hunt List* [\(Edit\)](#)

Route Option

Route this pattern

Block this pattern

Provide Outside Dial Tone Allow Overlap Sending Urgent Priority

Calling Party Transformations

Use Calling Party's External Phone Number Mask

Calling Party Transform Mask

Prefix Digits (Outgoing Calls)

Calling Line ID Presentation

Calling Name Presentation

Connected Party Transformations

Connected Line ID Presentation

Connected Name Presentation

Called Party Transformations

Discard Digits

Called Party Transform Mask

Prefix Digits (Outgoing Calls)

ISDN Network-Specific Facilities Information Element

Carrier Identification Code

Network Service Protocol

Network Service	Service Parameter Name	Service Parameter Value
<input type="text" value=" — Not Selected —"/>	<input type="text" value=" < Not Exist >"/>	<input type="text"/>



7960 IP phone Configuration

[Add a new phone](#)
[Add/Update Speed Dials](#)
[Subscribe/Unsubscribe Services](#)
[Dependency Records](#)
[Back to Find/List Phones](#)

Phone Configuration

Directory Numbers
Base Phone

- 7910 Line 1 - 4001 in
- 7910 Phones
- 7910 Line 2 - Add new DN
- 7910

Phone: SEP003094C39863 (Auto 4001)
Registration: Registered with Cisco CallManager 172.20.32.254
IP Address: 172.20.32.110

Status: Ready

Phone Configuration (Model = Cisco 7960)

Device Information

MAC Address*	<input type="text" value="003094C39863"/>
Description	<input type="text" value="Auto 4001"/>
Owner User ID	<input type="text"/> (Select User ID)
Device Pool*	<input type="text" value="Default"/> (View details)
Calling Search Space	<input type="text" value="< None >"/>
AAR Calling Search Space	<input type="text" value="< None >"/>
Media Resource Group List	<input type="text" value="< None >"/>
User Hold Audio Source	<input type="text" value="< None >"/>
Network Hold Audio Source	<input type="text" value="< None >"/>
Location	<input type="text" value="< None >"/>
User Locale	<input type="text" value="< None >"/>
Network Locale	<input type="text" value="< None >"/>
Device Security Mode	<input type="text" value="Use System Default"/>
Built In Bridge	<input type="text" value="Default"/>
Privacy	<input type="text" value="Default"/>

Phone Button Template Information

Phone Button Template*	<input type="text" value="Standard 7960"/> (View button list)
------------------------	---


Softkey Template Information

Softkey Template	<input type="text" value="< None >"/>
------------------	---

Expansion Module Information

Module 1	<input type="text" value="< None >"/>
Module 2	<input type="text" value="< None >"/>



Module 1 Load Name	<input type="text"/>	(Module 1 selection required)
Module 2 Load Name	<input type="text"/>	(Module 2 selection required)
Cisco IP Phone - External Data Locations (leave blank to use default)		
Information	<input type="text"/>	
Directory	<input type="text"/>	
Messages	<input type="text"/>	
Services	<input type="text"/>	
Authentication Server	<input type="text"/>	
Proxy Server	<input type="text"/>	
Idle	<input type="text"/>	
Idle Timer (seconds)	<input type="text"/>	
Extension Mobility (Device Profile) Information		
<input type="checkbox"/> Enable Extension Mobility Feature		
Log Out Profile	<input type="text" value="-- Not Selected --"/>	
Log In User ID	<input type="text" value="< None >"/>	
Log In Time	<input type="text" value="< None >"/>	
Log Out Time	<input type="text" value="< None >"/>	
Multilevel Precedence and Preemption (MLPP) Information		
MLPP Domain	<input type="text" value=""/>	(e.g., "0000FF")
MLPP Indication	<input type="text" value="Default"/>	
MLPP Preemption	<input type="text" value="Default"/>	
Product Specific Configuration 		
Disable Speakerphone	<input type="checkbox"/>	
Disable Speakerphone and Headset	<input type="checkbox"/>	
Forwarding Delay*	<input type="text" value="Disabled"/>	
PC Port*	<input type="text" value="Enabled"/>	
Settings Access*	<input type="text" value="Enabled"/>	
Gratuitous ARP*	<input type="text" value="Enabled"/>	
PC Voice VLAN Access*	<input type="text" value="Enabled"/>	
Video Capabilities*	<input type="text" value="Disabled"/>	
Auto Line Select*	<input type="text" value="Disabled"/>	

Directory Number Configuration

[Configure Device \(SEP003094C39863\)](#)
[Dependency Records](#)

Associated With

SEP003094C39863
 7960 (Line 1)

Directory Number: 4001 (Phones)

Status: Ready

Note: Any update to this Directory Number automatically resets the associated devices

Directory Number

Directory Number*
 Partition

Directory Number Settings

Voice Mail Profile
 (Choose <None> to use default)
 Calling Search Space
 AAR Group
 User Hold Audio Source
 Network Hold Audio Source
 Auto Answer

Call Forward and Pickup Settings

	Voice Mail Destination	Calling Search Space
Forward All	<input type="checkbox"/> <input type="text"/>	<input type="text" value=" < None >"/>
Forward Busy	<input type="checkbox"/> <input type="text"/>	<input type="text" value=" < None >"/>
Forward No Answer	<input type="checkbox"/> <input type="text"/>	<input type="text" value=" < None >"/>
No Answer Ring Duration	<input type="text"/> (seconds)	
Call Pickup Group	<input type="text" value=" < None >"/>	

MLPP Alternate Party Settings

Target (Destination)
 Calling Search Space
 No Answer Ring Duration (seconds)

Line Settings for this Device

Display (Internal Caller ID)
 Line Text Label
 External Phone Number Mask

Message Waiting Lamp Policy	<input type="text" value="Use System Policy"/>
Ring Setting (Phone Idle)	<input type="text" value="Use System Default"/>
Ring Setting (Phone Active)**	<input type="text" value="Use System Default"/>
Multiple Call / Call Waiting Settings	
Maximum Number of Calls*	<input type="text" value="4"/> (1 - 200)
Busy Trigger*	<input type="text" value="2"/> (<= Max. Calls)
Forwarded Call Information Display	
<input checked="" type="checkbox"/> Caller Name	<input checked="" type="checkbox"/> Caller Number
<input checked="" type="checkbox"/> Redirected Number	<input checked="" type="checkbox"/> Dialed Number
<p>* indicates required item; changes to Line or Directory Number settings require restart. ** Ring Setting (Phone Active) applies to this line when any line on the phone has a call in progress.</p>	
Note: If you are using a language other than English for Display (Internal Caller ID) or Line Text Label text, make sure the correct character set (shown below) is selected. Text displays incorrectly if the wrong character set is selected. (English characters are included in all character sets.)	
Character Set	<input type="text" value="Western European (Latin 1)"/>



Acronyms

Acronym	Definitions
AOC	Advice-of-charge. Information element is sent with the connection setup information for incoming Euro-ISDN connections. The AOC IE is used for call charge calculation.
CUCM	Cisco Unified CallManager



Important Information

THE SPECIFICATIONS AND INFORMATION REGARDING THE PRODUCTS IN THIS MANUAL ARE SUBJECT TO CHANGE WITHOUT NOTICE. ALL STATEMENTS, INFORMATION, AND RECOMMENDATIONS IN THIS MANUAL ARE BELIEVED TO BE ACCURATE BUT ARE PRESENTED WITHOUT WARRANTY OF ANY KIND, EXPRESS OR IMPLIED. USERS MUST TAKE FULL RESPONSIBILITY FOR THEIR APPLICATION OF ANY PRODUCTS.

IN NO EVENT SHALL CISCO OR ITS SUPPLIERS BE LIABLE FOR ANY INDIRECT, SPECIAL, CONSEQUENTIAL, OR INCIDENTAL DAMAGES, INCLUDING, WITHOUT LIMITATION, LOST PROFITS OR LOSS OR DAMAGE TO DATA ARISING OUT OF THE USE OR INABILITY TO USE THIS MANUAL, EVEN IF CISCO OR ITS SUPPLIERS HAVE BEEN ADVISED OF THE POSSIBILITY OF SUCH DAMAGES.



**Corporate
Headquarters**

Cisco Systems, Inc.
170 West Tasman Drive
San Jose, CA 95134-1706
USA
www.cisco.com
Tel: 408 526-4000
800 553-NETS (6387)
Fax: 408 526-4100

**European
Headquarters**

Cisco Systems International
BV
Haarlerbergpark
Haarlerbergweg 13-19
1101 CH Amsterdam
The Netherlands
www-europe.cisco.com
Tel: 31 0 20 357 1000
Fax: 31 0 20 357 1100

**Americas
Headquarters**

Cisco Systems, Inc.
170 West Tasman Drive
San Jose, CA 95134-1706
USA
www.cisco.com
Tel: 408 526-7660
Fax: 408 527-0883

**Asia Pacific
Headquarters**

Cisco Systems, Inc.
Capital Tower
168 Robinson Road
#22-01 to #29-01
Singapore 068912
www.cisco.com
Tel: +65 317 7777
Fax: +65 317 7799

Cisco Systems has more than 200 offices in the following countries and regions. Addresses, phone numbers, and fax numbers are listed on the Cisco Web site at www.cisco.com/go/offices.

Argentina • Australia • Austria • Belgium • Brazil • Bulgaria • Canada • Chile • China PRC • Colombia • Costa Rica • Croatia • Czech Republic • Denmark • Dubai, UAE • Finland • France • Germany • Greece • Hong Kong SAR • Hungary • India • Indonesia • Ireland • Israel • Italy • Japan • Korea • Luxembourg • Malaysia • Mexico • The Netherlands • New Zealand • Norway • Peru • Philippines • Poland • Portugal • Puerto Rico • Romania • Russia • Saudi Arabia • Scotland • Singapore • Slovakia • Slovenia • South Africa • Spain • Sweden • Switzerland • Taiwan • Thailand • Turkey • Ukraine • United Kingdom • United States • Venezuela • Vietnam • Zimbabwe

© 2007 Cisco Systems, Inc. All rights reserved.

CCVP, the Cisco logo, and Welcome to the Human Network are trademarks of Cisco Systems, Inc.; Changing the Way We Work, Live, Play, and Learn is a service mark of Cisco Systems, Inc.; and Access Registrar, Aironet, Catalyst, CCDA, CCDP, CCIE, CCIP, CCNA, CCNP, CCSP, Cisco, the Cisco Certified Internetwork Expert logo, Cisco IOS, Cisco Press, Cisco Systems, Cisco Systems Capital, the Cisco Systems logo, Cisco Unity, Enterprise/Solver, EtherChannel, EtherFast, EtherSwitch, Fast Step, Follow Me Browsing, FormShare, GigaDrive, HomeLink, Internet Quotient, IOS, iPhone, IP/TV, iQ Expertise, the iQ logo, iQ Net Readiness Scorecard, iQuick Study, LightStream, Linksys, MeetingPlace, MGX, Networkers, Networking Academy, Network Registrar, PIX, ProConnect, ScriptShare, SMARTnet, StackWise, The Fastest Way to Increase Your Internet Quotient, and TransPath are registered trademarks of Cisco Systems, Inc. and/or its affiliates in the United States and certain other countries.

All other trademarks mentioned in this document or Website are the property of their respective owners. The use of the word partner does not imply a partnership relationship between Cisco and any other company. (0711R)

Printed in the USA