

TC software
December 2012

Regulatory compliance and safety information

Cisco TelePresence SX20 Quick Set

What's in this guide?

The top menu bar and the entries in the Table of Contents are all hyperlinks, just click on them to go to the topic.

We recommend you visit our web site regularly for updated versions of the user documentation.

Go to:

<http://www.cisco.com/go/telepresence/docs>

Table of Contents

About this guide	3
User documentation	3
Safety instructions.....	4
SX20 Quick Set	4
User Environment	4
Water and Moisture	4
Cleaning.....	4
Lightning	4
Dust	4
Vibration	4
Ventilation	4
Power Connection and Hazardous Voltage.....	4
Servicing.....	5
Accessories.....	5
Communication Lines.....	5
Statement 371 - Power Cable and AC Adapter	5
Approvals	6
SX20 Quick Set with PresicionHD Camera 1080p2.5x ...	6
SX20 Quick Set with PresicionHD Camera 1080p4xS2 .	6
SX20 Quick Set with PrecisionHD Camera 1080p12x	6
Declaration of Conformity.....	7
China RoHS hazardous substance table.....	8

About this guide

The purpose of this document is to describe the regulatory compliance and safety instructions for the product(s) listed below:

- Cisco TelePresence SX20 Quick Set

User documentation

The user documentation for the Cisco TelePresence systems, running the TC software, have several guides suitable to various user groups.

Video conference room primer

- Video conference room acoustics guidelines
- Getting started guide for the TelePresence systems
- User guide for the TelePresence systems
- Administrator guides for the TelePresence systems
- Camera user guide for the PrecisionHD cameras
- Regulatory compliance and safety information guide
- Legal & license information for products using TC software

Download the user documentation

Go to: ► <http://www.cisco.com/go/quickset-docs> and select your product to see the user documentation for your product.

Safety instructions

SX20 Quick Set

The information in this section applies to Cisco TelePresence SX20 Quick Set.

- SX20 Quick Set with the PrecisionHD 1080p2.5x camera
- SX20 Quick Set with the PrecisionHD 1080p4xS2 camera
- SX20 Quick Set with the PrecisionHD 1080p12x camera

For your protection please read these safety instructions completely before you connect the equipment to the power source. Carefully observe all warnings, precautions and instructions both on the apparatus and in these operating instructions. Retain this manual for future reference.

User Environment

This product is for use in an indoor office environment. Protection against dust and moisture according to IP 20. Do not use this product at altitudes above 3000m asl. Do not use the product in ambient temperatures above 35°C (95°F) and below 0°C (32°F). Relative humidity (RH) must be between 10% to 90%.

Water and Moisture

Do not operate the apparatus under or near water – for example near a bathtub, kitchen sink, or laundry tub, in a wet basement, near a swimming pool or in other areas with high humidity.

- Never install jacks for communication cables in wet locations unless the jack is specifically designed for wet locations.
- Do not touch the product with wet hands.

Cleaning

Unplug the apparatus from communication lines, mains power-outlet or any power source before cleaning or polishing. Do not use liquid cleaners or aerosol cleaners. Use a lint-free cloth lightly moistened with water for cleaning the exterior of the apparatus.

Lightning

Never use this apparatus, or connect/disconnect communication cables or power cables during lightning storms.

Dust

Do not operate the apparatus in areas with a high concentration of dust.

Vibration

Do not operate the apparatus in areas with vibration or place it on an unstable surface.

Ventilation

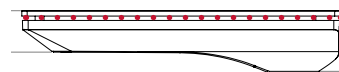
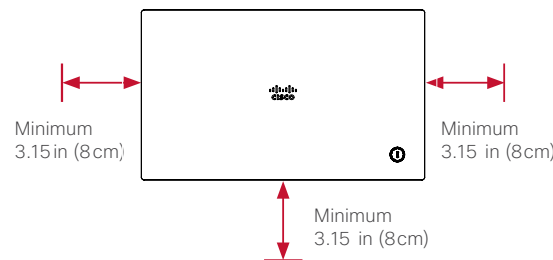
Do not block any of the ventilation openings of the apparatus. Never cover the slots and openings with a cloth or other material. Never install the apparatus near heat sources such as radiators, heat registers, stoves, or other apparatus (including amplifiers) that produce heat.

Small objects (like paper clips and staples) entering the ventilation openings may damage the product.

Do not place the product in direct sunlight or close to a surface directly heated by the sun.

IMPORTANT: Do not cover up the openings for ventilation. On the codec the ventilation is placed just under the top cover.

There should always be a distance of minimum 3.15 in (8cm) free space both in the front and on both sides of the SX20.



Warm air goes out from the area marked with a red dotted line.

Power Connection and Hazardous Voltage

The product may have a hazardous voltage inside.

- Never attempt to open this product, or any peripherals connected to the product, where this action requires a tool.
- This product (it's AC-DC adapter) should always be powered from an earthed power outlet.
- Never connect attached power supply cord to other products.
- In case any parts of the product has visual damage never attempt to connect main power, or any other power source, before consulting service personnel.
- The AC power connector serves as the main disconnect device for this equipment and must always be easily accessible.
- Route the power cord so as to avoid it being walked on or pinched by items placed upon or against it. Pay particular attention to the plugs, receptacles and the point where the cord exits from the apparatus.
- Do not tug the power cord.
- If the provided plug does not fit into your outlet, consult an electrician.
- Never install cables, or any peripherals, without first unplugging the device from its power source.
- Always use the power supply (AC-DC adapter) provided with this product.
- Replace only with power supply (AC-DC adapter) specified by Cisco.
- Never connect attached power supply (AC-DC adapter) to other products.
- Never cover the power supply (AC-DC adapter) with any object, cloth, and so on, and do not place the power supply in a narrow space with limited ventilation. This can cause the AC-DC adapter to overheat and cause risk of fire and electrical shock.
- The product with the provided power supply (AC-DC adapter) is tested for IT- and TN-power systems.

Continues overleaf...

Safety instructions, *continued*..

Servicing

Do not attempt to service the apparatus yourself because opening or removing covers may expose you to dangerous voltages or other hazards, and will void the warranty. Refer all servicing to qualified service personnel. (Change of batteries in the remote control, according to user manual, can be done by the user).

Unplug the apparatus from its power source and refer servicing to qualified personnel under the following conditions:

- If the power cord or plug is damaged or frayed.
- If liquid has been spilled into the apparatus.
- If objects have fallen into the apparatus.
- If the apparatus has been exposed to rain or moisture.
- If the apparatus has been subjected to excessive shock by being dropped.
- If the cabinet has been damaged.
- If the apparatus seems to be overheated.
- If the apparatus emits smoke or abnormal odor.
- If the apparatus fails to operate in accordance with the operating instructions.

Accessories

Use only accessories specified by the manufacturer, or sold with the apparatus.

Communication Lines

Do not use communication equipment to report a gas leak in the vicinity of the leak.

Statement 371 - Power Cable and AC Adapter

接続ケーブル、電源コード、ACアダプタ、バッテリーなどの部品は、必ず添付品または指定品をご使用ください。添付品・指定品以外の部品をご使用になると故障や動作不良、火災の原因となります。また、電気用品安全法により、当該法の認定（PSEとコードに表記）でなくUL認定（ULまたはCSAマークがコードに表記）の電源ケーブルは弊社が指定する製品以外の電気機器には使用できないためご注意ください。

Approvals

SX20 Quick Set with PresicionHD Camera 1080p2.5x

EU/EEC

- Directive 2006/95/EC (Low Voltage Directive)
 - Standard EN 60950-1
- Directive 2004/108/EC (EMC Directive)
 - Standard EN 55022, Class A
 - Standard EN 55024
 - Standard EN 61000-3-2/-3-3

USA

Approved according to UL 60950-1
Complies with FCC CFR 47 Part 15 Class A

NOTE: This equipment has been tested and found to comply with the limits for a Class A digital device, pursuant to part 15 of the FCC Rules. These limits are designed to provide reasonable protection against harmful interference when the equipment is operated in a commercial environment. This equipment generates, uses, and can radiate radio frequency energy and, if not installed and used in accordance with the instruction manual, may cause harmful interference to radio communications. Operation of this equipment in a residential area is likely to cause harmful interference in which case the user will be required to correct the interference at his own expense.

Canada

Approved according to CAN/CSA-C22.2 No. 60950-1

Statement 157–VCCI Compliance for Class B Equipment

WARNING: This is a Class B Device and is registered for EMC requirements for residential use. This device can be used not only in residential areas but in all other areas. Warning This is a Class B product based on the standard of the VCCI Council. If this is used near a radio or television receiver in a domestic environment, it may cause radio interference. Install and use the equipment according to the instruction manual.

この装置は、クラスB情報技術装置です。この装置は、家庭環境で使用することを目的としていますが、この装置がラジオやテレビジョン受信機に近接して使用されると、受信障害を引き起こすことがあります。取扱説明書に従って正しい取り扱いをして下さい。

V C C I – B

SX20 Quick Set with PresicionHD Camera 1080p4xS2

EU/EEC

- Directive 2006/95/EC (Low Voltage Directive)
 - Standard EN 60950-1
- Directive 2004/108/EC (EMC Directive)
 - Standard EN 55022, Class A
 - Standard EN 55024
 - Standard EN 61000-3-2/-3-3

USA

Approved according to UL 60950-1
Complies with FCC CFR 47 Part 15 Class A

NOTE: This equipment has been tested and found to comply with the limits for a Class A digital device, pursuant to part 15 of the FCC Rules. These limits are designed to provide reasonable protection against harmful interference when the equipment is operated in a commercial environment. This equipment generates, uses, and can radiate radio frequency energy and, if not installed and used in accordance with the instruction manual, may cause harmful interference to radio communications. Operation of this equipment in a residential area is likely to cause harmful interference in which case the user will be required to correct the interference at his own expense.

Canada

Approved according to CAN/CSA-C22.2 No. 60950-1

Statement 157–VCCI Compliance for Class B Equipment

WARNING: This is a Class B Device and is registered for EMC requirements for residential use. This device can be used not only in residential areas but in all other areas. Warning This is a Class B product based on the standard of the VCCI Council. If this is used near a radio or television receiver in a domestic environment, it may cause radio interference. Install and use the equipment according to the instruction manual.

この装置は、クラスB情報技術装置です。この装置は、家庭環境で使用することを目的としていますが、この装置がラジオやテレビジョン受信機に近接して使用されると、受信障害を引き起こすことがあります。取扱説明書に従って正しい取り扱いをして下さい。

V C C I – B

SX20 Quick Set with PrecisionHD Camera 1080p12x

EU/EEC

- Directive 2006/95/EC (Low Voltage Directive)
 - Standard EN 60950-1
- Directive 2004/108/EC (EMC Directive)
 - Standard EN 55022, Class A
 - Standard EN 55024
 - Standard EN 61000-3-2/-3-3

WARNING: This is a class A product. In a domestic environment this product may cause radio interference in which case the user may be required to take adequate measures.

USA

Approved according to UL 60950-1
Complies with FCC CFR 47 Part 15 Class A

NOTE: This equipment has been tested and found to comply with the limits for a Class A digital device, pursuant to part 15 of the FCC Rules. These limits are designed to provide reasonable protection against harmful interference when the equipment is operated in a commercial environment. This equipment generates, uses, and can radiate radio frequency energy and, if not installed and used in accordance with the instruction manual, may cause harmful interference to radio communications. Operation of this equipment in a residential area is likely to cause harmful interference in which case the user will be required to correct the interference at his own expense.

Canada

Approved according to CAN/CSA-C22.2 No. 60950-1

Statement 191–VCCI Class A Warning for Japan

WARNING: This is a Class A product based on the standard of the VCCI Council. If this equipment is used in a domestic environment, radio interference may occur, in which case, the user may be required to take corrective actions.

この装置は、クラスA情報技術装置です。この装置を家庭環境で使用すると電波妨害を引き起こすことがあります。この場合には使用者が適切な対策を講ずるよう要求されることがあります。

VCCI-A

EMC Class A declaration for China

Applies to the systems that complies with the EMC Directive Standard EN 55022, Class A.

声明

此为A级产品, 在生活环境中, 该产品可能会造成无线电干扰。在这种

情况下, 可能需要用户对其干扰采取切实可行的措施。

WARNING: This is a class A product. In a domestic environment this product may cause radio interference in which case the user may be required to take adequate measures

Declaration of Conformity

The SX20 Quick Set components are produced by Cisco Systems International B.V.. For a version of the Declaration of Conformity or relevant compliance information and documentation not mentioned above, contact your Cisco representative

Other Markets

For relevant compliance information/documentation for markets not mentioned above, contact your Cisco representative.

China RoHS hazardous substance table

This products described in this guide complies with the Chinese RoHS.

产品中有毒有害物质或元素的名称及含量


部件名称	有毒有害物质或元素					
	铅	汞	镉	六价铬	多溴联苯	多溴二苯醚
金属部件 (包括紧固件)	×	○	○	○	○	○
印刷电路板组件和元件	×	○	○	○	○	○
缆线和缆线组件	×	○	○	○	○	○
塑料和聚合物部件	○	○	○	○	○	○
显示器, 包含灯泡	×	×	○	○	○	○
除印刷版电路板外的其他电子组件	×	○	○	○	○	○
光学玻璃材料	×	○	×	○	○	○
干电池	○	○	○	○	○	○

○ : 代表此种部件的所有均质材料中所含的该种有毒有害物质均低于中华人民共和国信息产业部所颁布的《电子信息产品中有毒有害物质的限量要求》(SJ/T 11363-2006) 规定的限量。

× : 代表此种部件所用的均质材料中, 至少有一类材料其所含的有毒有害物质高于中华人民共和国信息产业部所颁布的《电子信息产品中有毒有害物质的限量要求》(SJ/T 11363-2006) 规定的限量。

以销售日期为准, 此表显示在“思科系统公司”的电子产品信息产品中何处存在这些有毒有害物质。请注意, 并非上列所有部件都包含在内装产品中。

除非产品上另有标记, 所有内附产品及其部件的‘环保使用期限’均由此显示的符号表示。此环保使用期限只适用于产品手册中所规定的使用条件。





On our web site you will find an overview of the worldwide Cisco contacts.

Go to: <http://www.cisco.com/web/siteassets/contacts/>

Corporate Headquarters
Cisco Systems, Inc.
170 West Tasman Dr.
San Jose, CA 95134 USA

THE SPECIFICATIONS AND INFORMATION REGARDING THE PRODUCTS IN THIS MANUAL ARE SUBJECT TO CHANGE WITHOUT NOTICE. ALL STATEMENTS, INFORMATION, AND RECOMMENDATIONS IN THIS MANUAL ARE BELIEVED TO BE ACCURATE BUT ARE PRESENTED WITHOUT WARRANTY OF ANY KIND, EXPRESS OR IMPLIED. USERS MUST TAKE FULL RESPONSIBILITY FOR THEIR APPLICATION OF ANY PRODUCTS.

THE SOFTWARE LICENSE AND LIMITED WARRANTY FOR THE ACCOMPANYING PRODUCT ARE SET FORTH IN THE INFORMATION PACKET THAT SHIPPED WITH THE PRODUCT AND ARE INCORPORATED HEREIN BY THIS REFERENCE. IF YOU ARE UNABLE TO LOCATE THE SOFTWARE LICENSE OR LIMITED WARRANTY, CONTACT YOUR CISCO REPRESENTATIVE FOR A COPY.

The Cisco implementation of TCP header compression is an adaptation of a program developed by the University of California, Berkeley (UCB) as part of UCB's public domain version of the UNIX operating system. All rights reserved. Copyright © 1981, Regents of the University of California.

NOTWITHSTANDING ANY OTHER WARRANTY HEREIN, ALL DOCUMENT FILES AND SOFTWARE OF THESE SUPPLIERS ARE PROVIDED "AS IS" WITH ALL FAULTS. CISCO AND THE ABOVE-NAMED SUPPLIERS DISCLAIM ALL WARRANTIES, EXPRESSED OR IMPLIED, INCLUDING, WITHOUT LIMITATION, THOSE OF MERCHANTABILITY, FITNESS FOR A PARTICULAR PURPOSE AND NONINFRINGEMENT OR ARISING FROM A COURSE OF DEALING, USAGE, OR TRADE PRACTICE.

IN NO EVENT SHALL CISCO OR ITS SUPPLIERS BE LIABLE FOR ANY INDIRECT, SPECIAL, CONSEQUENTIAL, OR INCIDENTAL DAMAGES, INCLUDING, WITHOUT LIMITATION, LOST PROFITS OR LOSS OR DAMAGE TO DATA ARISING OUT OF THE USE OR INABILITY TO USE THIS MANUAL, EVEN IF CISCO OR ITS SUPPLIERS HAVE BEEN ADVISED OF THE POSSIBILITY OF SUCH DAMAGES.

Cisco and the Cisco Logo are trademarks of Cisco Systems, Inc. and/or its affiliates in the U.S. and other countries. A listing of Cisco's trademarks can be found at www.cisco.com/go/trademarks. Third party trademarks mentioned are the property of their respective owners. The use of the word partner does not imply a partnership relationship between Cisco and any other company. (1005R)

Any Internet Protocol (IP) addresses and phone numbers used in this document are not intended to be actual addresses and phone numbers. Any examples, command display output, network topology diagrams, and other figures included in the document are shown for illustrative purposes only. Any use of actual IP addresses or phone numbers in illustrative content is unintentional and coincidental.