COLLABORATION TRANSITIONS

Meetings:

Transitioning from Webex Meetings App to Webex App

CTG Technical Marketing Engineering Team

Updated: September 1, 2021

Contents

Scenario Introduction 3

Decision
Overview
Architecture
Scope

Mapping the Transition 8

High-Level Transition Map
Step 0: Webex Meetings App Deployment
Webex Meetings App Flow
Step 1: Webex App
What Changes w./ Webex
After: Webex App
Webex App Flow
Why Move to Webex App?
What is Different when Moving to Webex App?
Considerations: Directory
Meetings
Scheduling

References 22

Collaboration Transitions

Meetings: Transitioning from Webex Meetings App to Webex App

Scenario Introduction

Meetings: Transitioning to Webex App

Scenario Introduction: Decision

This scenario covers collaboration meetings client transition from **Webex Meetings App** to **Webex App**.

Do not make this transition if any of the following apply to your deployment:

- Webex Meetings site version is earlier than 41.2.
- Webex Meetings Site and Webex site users cannot be linked to Webex Control Hub.
- Require access to Webex Training

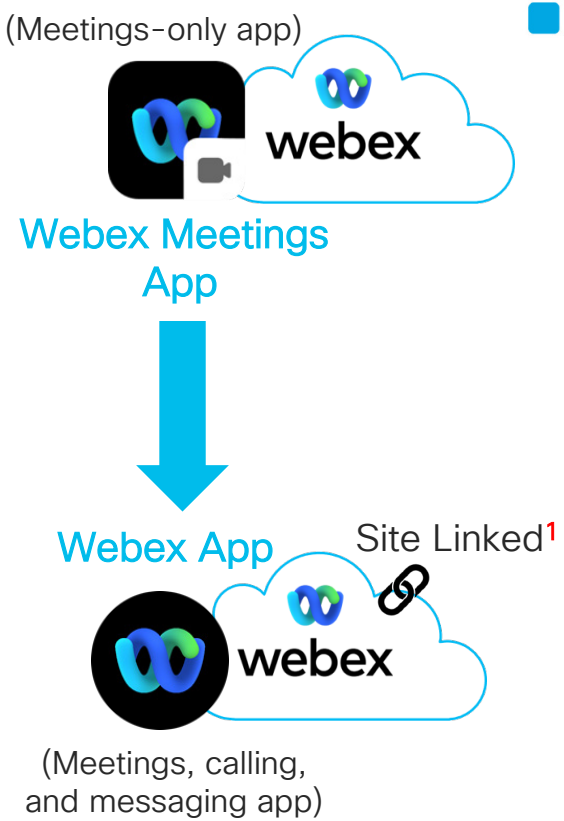

[1] Webex Site linked to Webex Control Hub

Meetings: Transitioning to Webex App

Scenario Introduction: Overview

Transition collaboration meetings client to Webex App.

Scenario Objective

- To evaluate the transition FROM Webex Meetings App (traditional cloud meetings client) TO Webex App (latest collaboration cloud client).

Meetings: Transitioning to Webex App

Scenario Introduction: Base Architecture

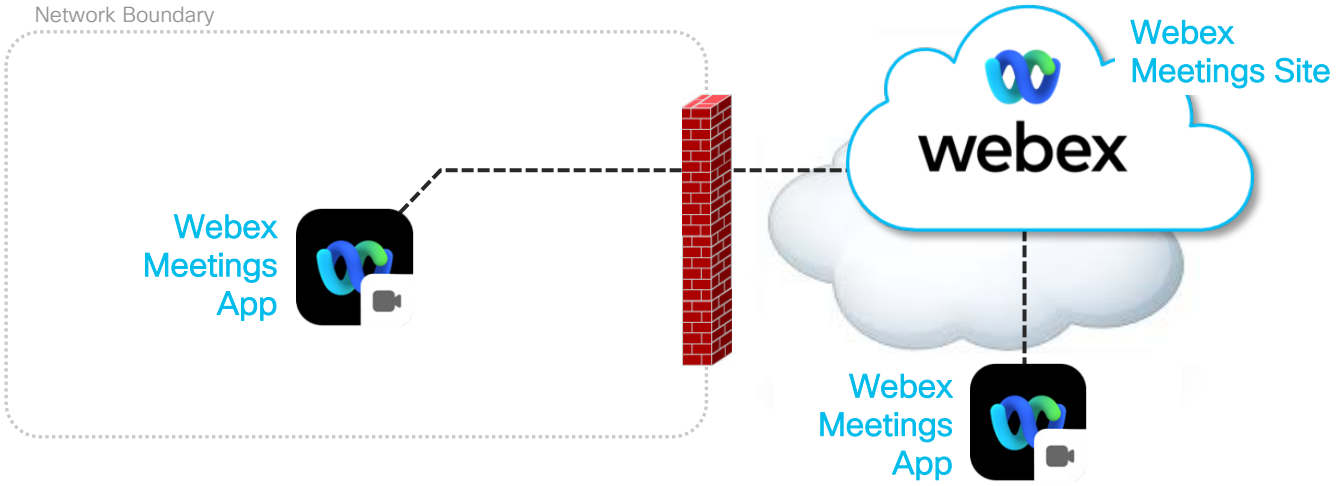

Webex Meetings App connects to the Webex Meetings Site for cloud meeting services.

Meetings: Transitioning to Webex App

Scenario Introduction: Scope

- The focus of this scenario is transitioning users from Webex Meetings App to Webex App while maintaining Webex Meetings.
  - » **80/20 Rule:** We expect this scenario will be applicable to ~80% of our enterprise customers, understanding that ~20% of customers may have additional considerations or requirements not covered. However, even in those cases, this transition map may still be used as a potential future transition path.
- The end user meeting client application will change from Webex Meetings App to Webex App.

Collaboration Transitions

Meetings: Transitioning from Webex Meetings App to Webex App

Mapping the Transition

Mapping the Transition: High-Level Transition Map

0 Webex Meetings App

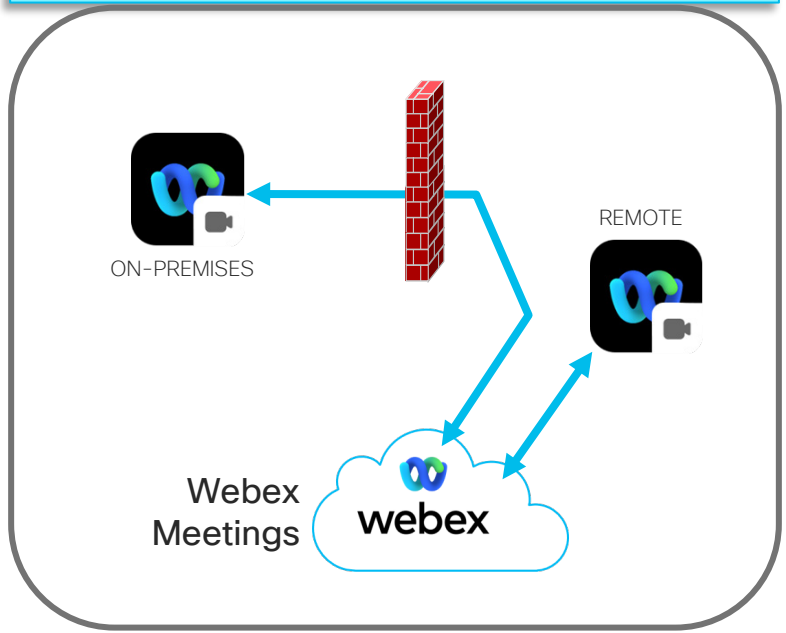

1 Webex App

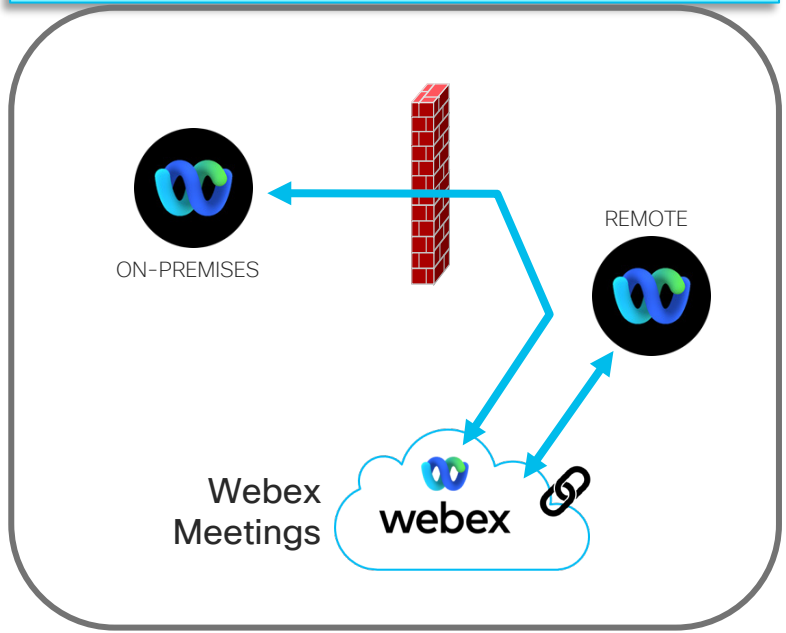

Note: This map is a visual representation of the workload transition(s), highlighting the primary architectural changes during the deployment.

Meetings: Transitioning to Webex App

Mapping the Transition: Step 0 – Webex Meetings App

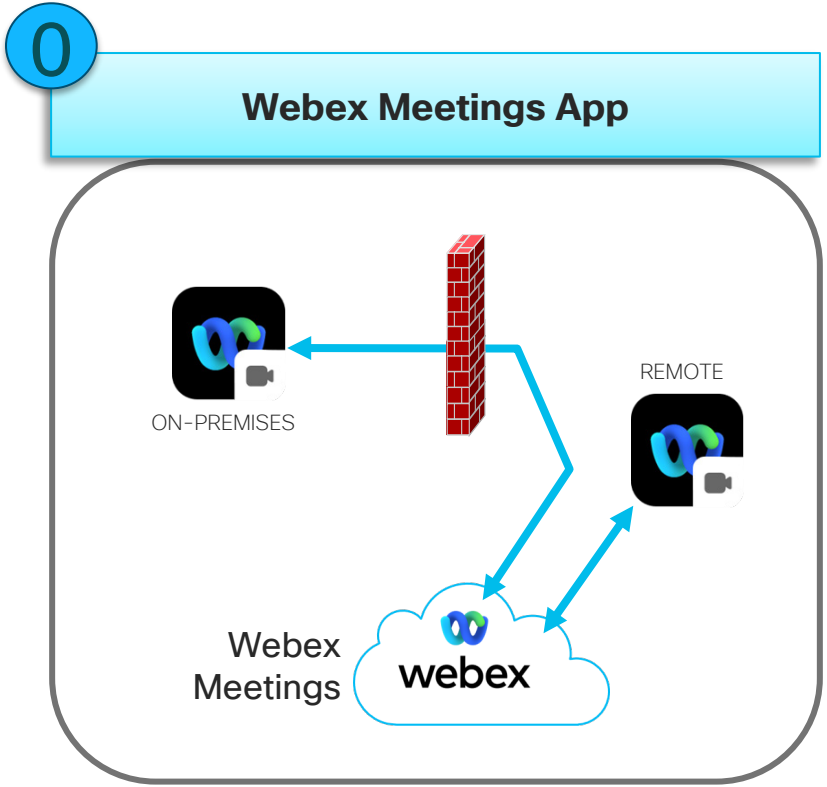

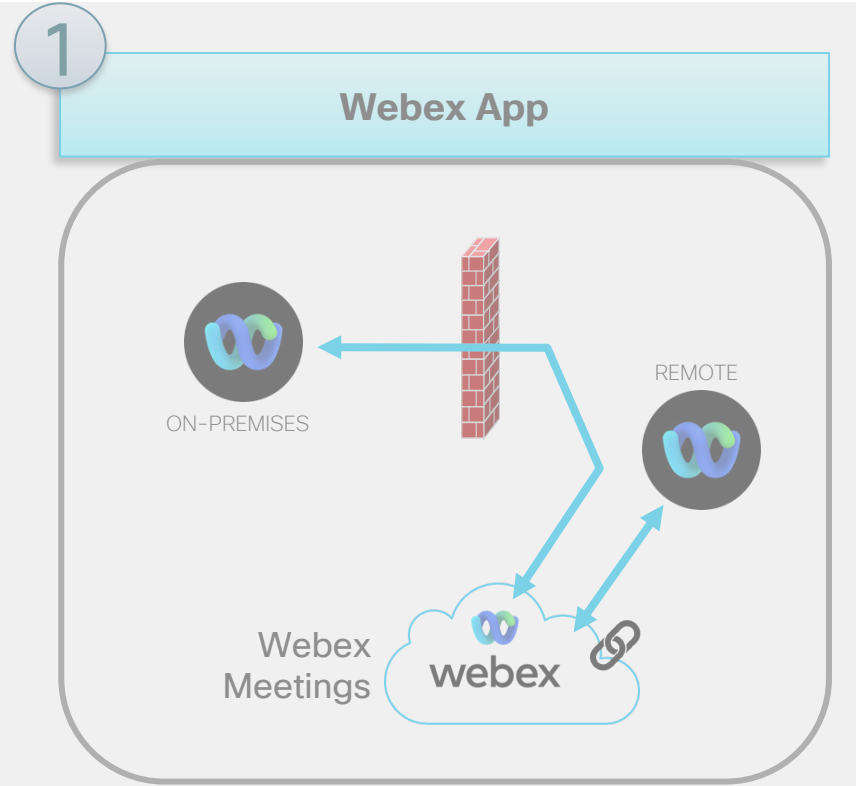

Note: This map is a visual representation of the workload transition(s), highlighting the primary architectural changes during the deployment.

Meetings: Transitioning to Webex App

Webex Meetings App Deployment

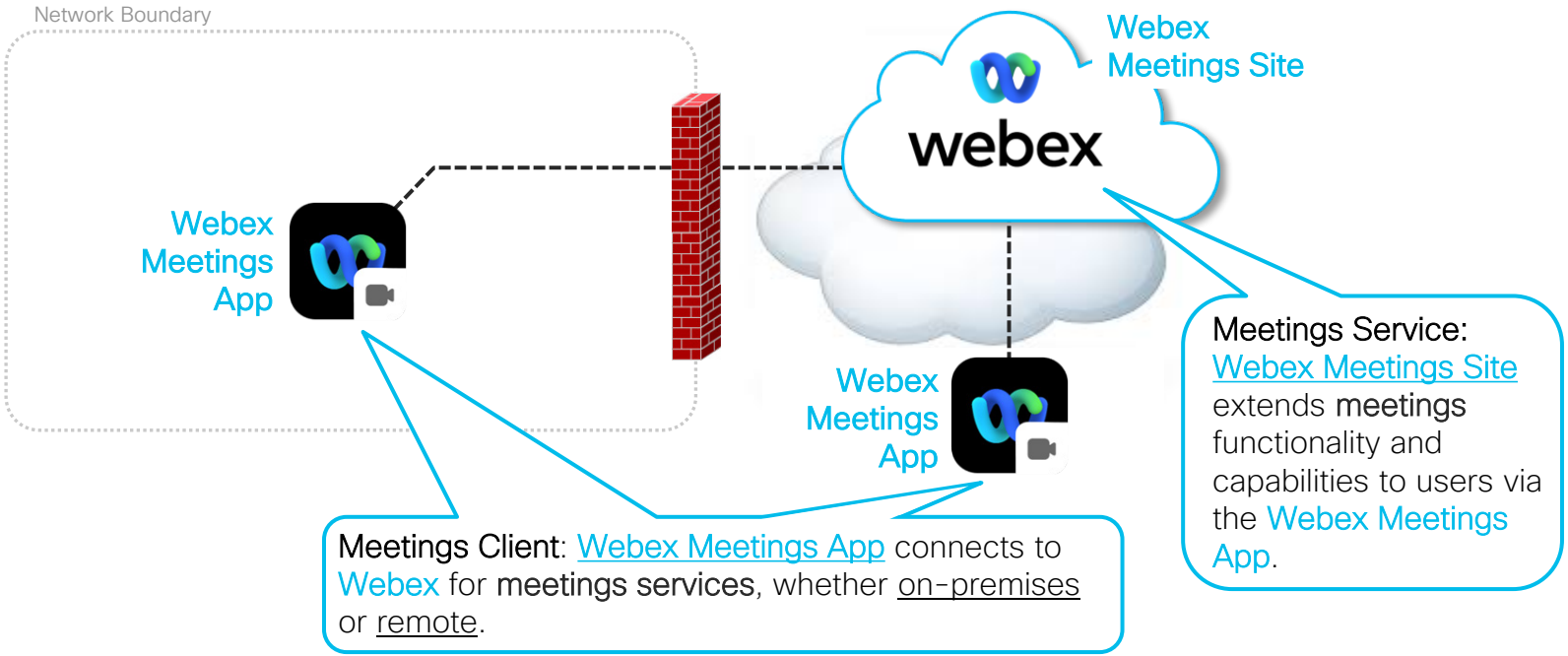

Meetings: Transitioning to Webex App

Webex Meetings App Flow

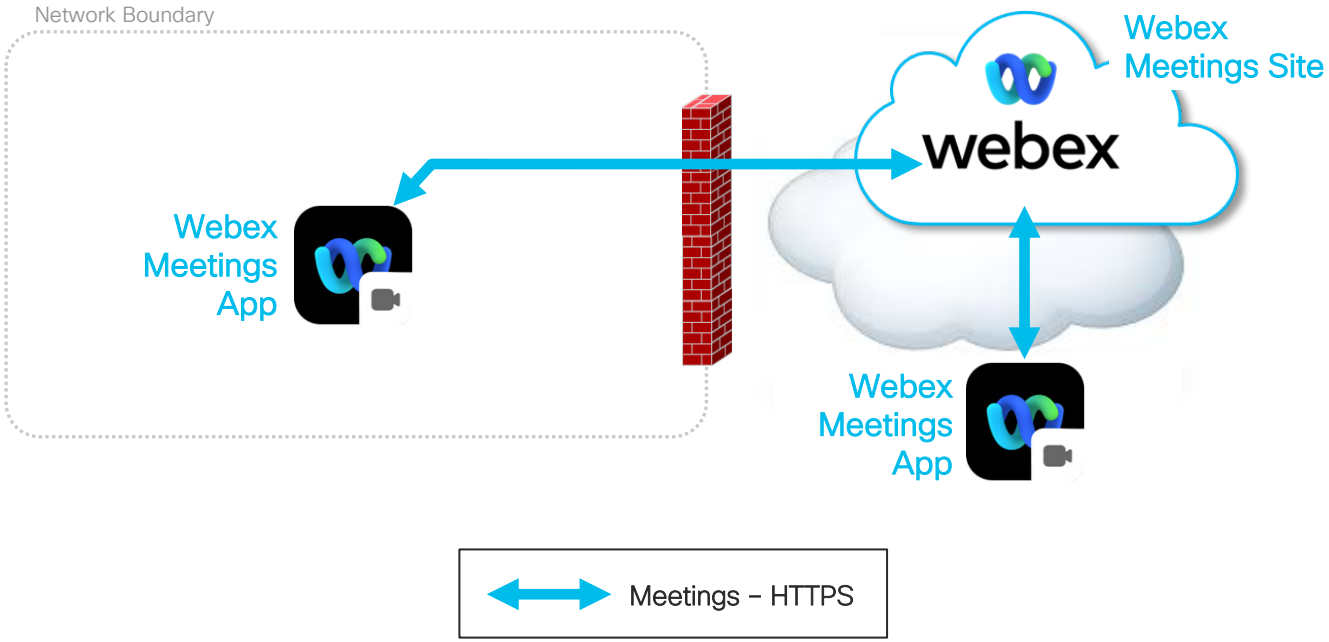

Meetings: Transitioning to Webex App

Mapping the Transition: Step 1 – Webex App

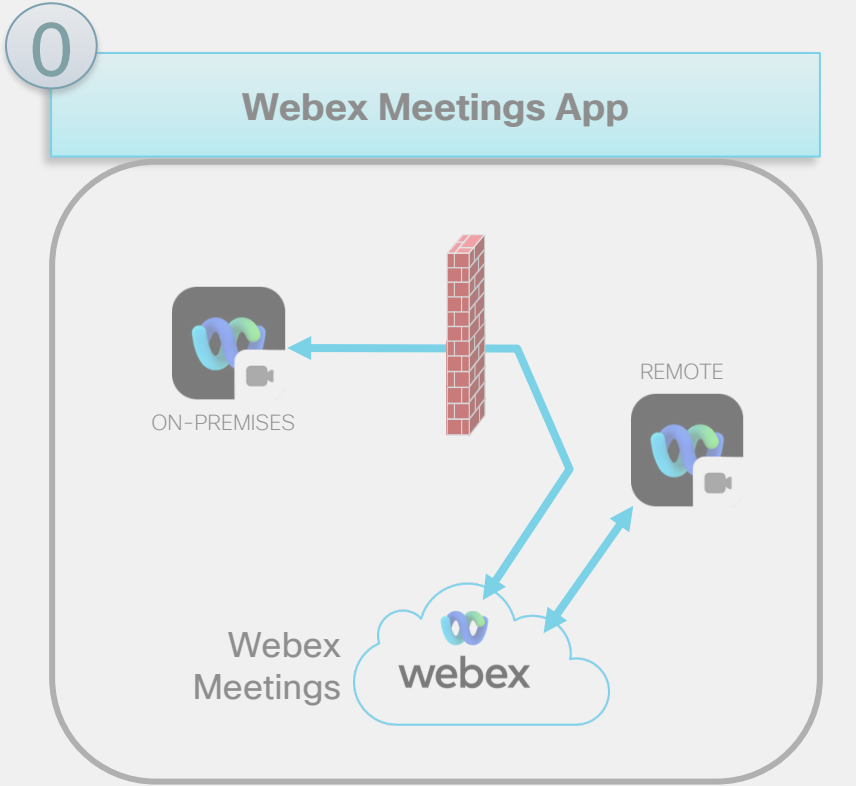

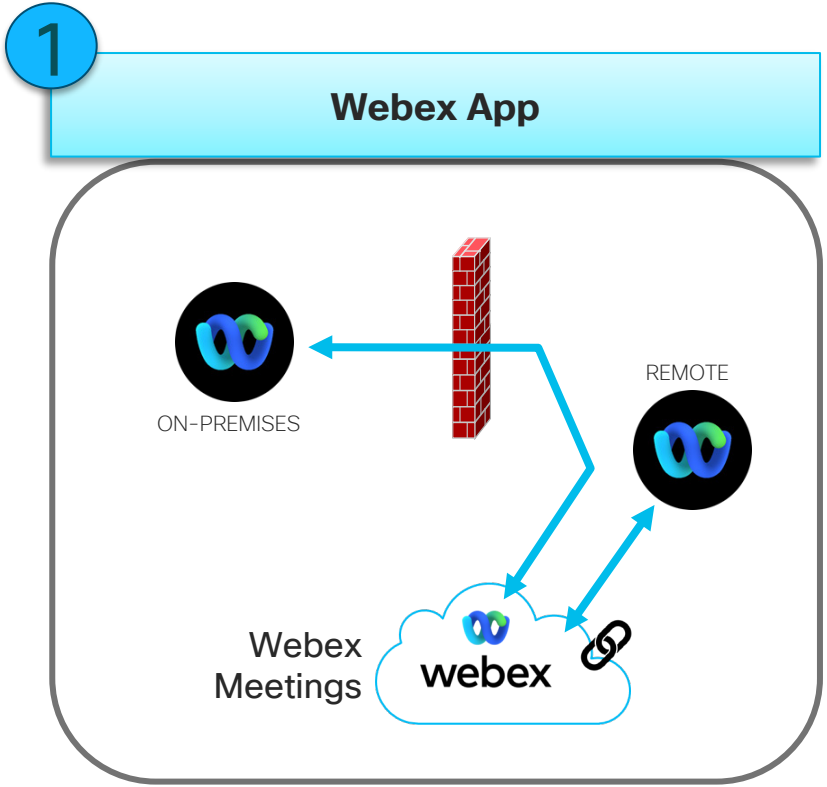

Note: This map is a visual representation of the workload transition(s), highlighting the primary architectural changes during the deployment.

1

Meetings: Transitioning to Webex App

What Changes with the Webex App?

- **Licensing:** Move to Flex Licensing.
- **Users / Directory:** Directory lookups and user identity are delivered by Webex.
  - » **User accounts:** Users must be synchronized with organization's Webex identity store/added in Control Hub and linked with users in Webex Meetings Site.
  - » **Directory services:** Webex provides a directory service to the Webex App. LDAP is not used by the Webex App.
- **Meetings:** Webex Meetings remain in place with the Webex App replacing the Webex Meetings App for meetings.
  - » **Site linking:** Webex Meetings sites linked to Control Hub.
  - » **Meeting experience:** Webex org enabled for full-featured meeting experience in Webex App.

0

Meetings: Transitioning to Webex App

Before – Webex Meetings App

REVIEW

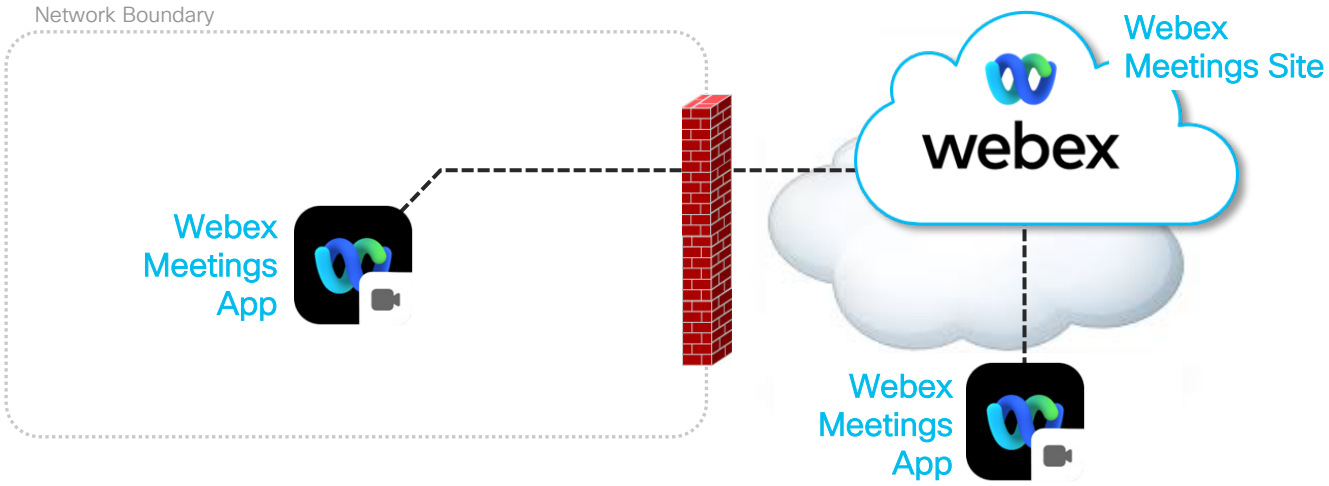

1

Meetings: Transitioning to Webex App

After – Webex App Deployment

Calendar Connector running on Expressway-C Connector Host integrates with the enterprise calendar[1] enabling "@" keyword scheduling.

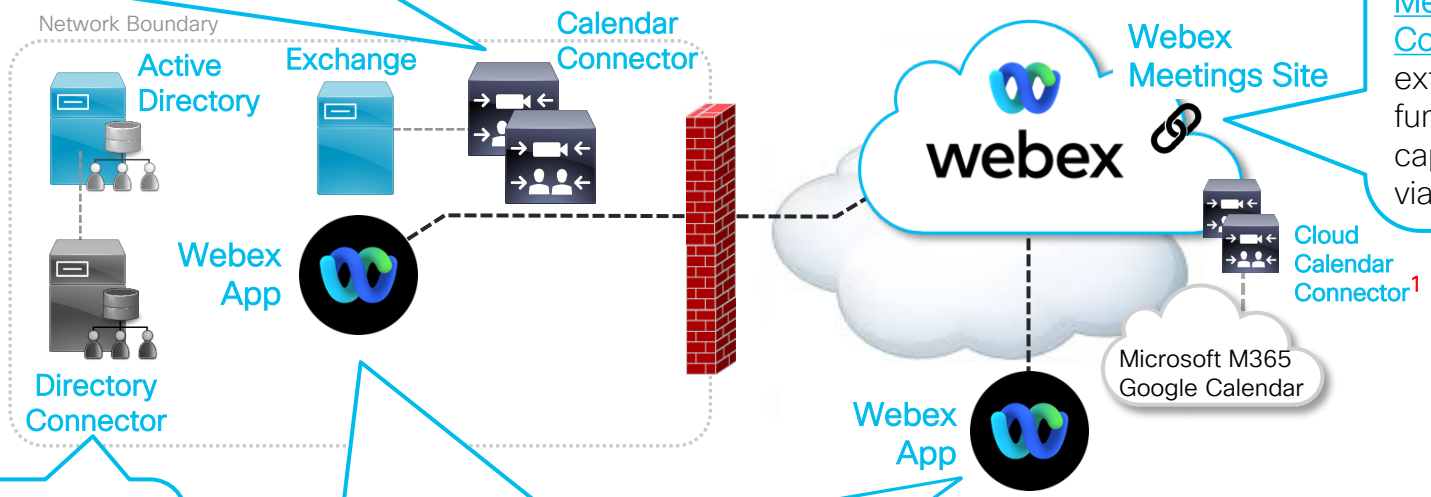

Meetings Service: Site-linked Webex Meetings Site and Control Hub extends meetings functionality and capabilities to users via the Webex App.

Directory Connector synchronizes users from Active Directory to Webex cloud identity service.

Meetings Client: Webex App connects to Webex for meetings services, whether on-premises or remote.

[1] Cloud-to-cloud integration options with Cloud Calendar Connector also available for M365 and Google Calendar.

Meetings: Transitioning to Webex App

After – Webex App Flow

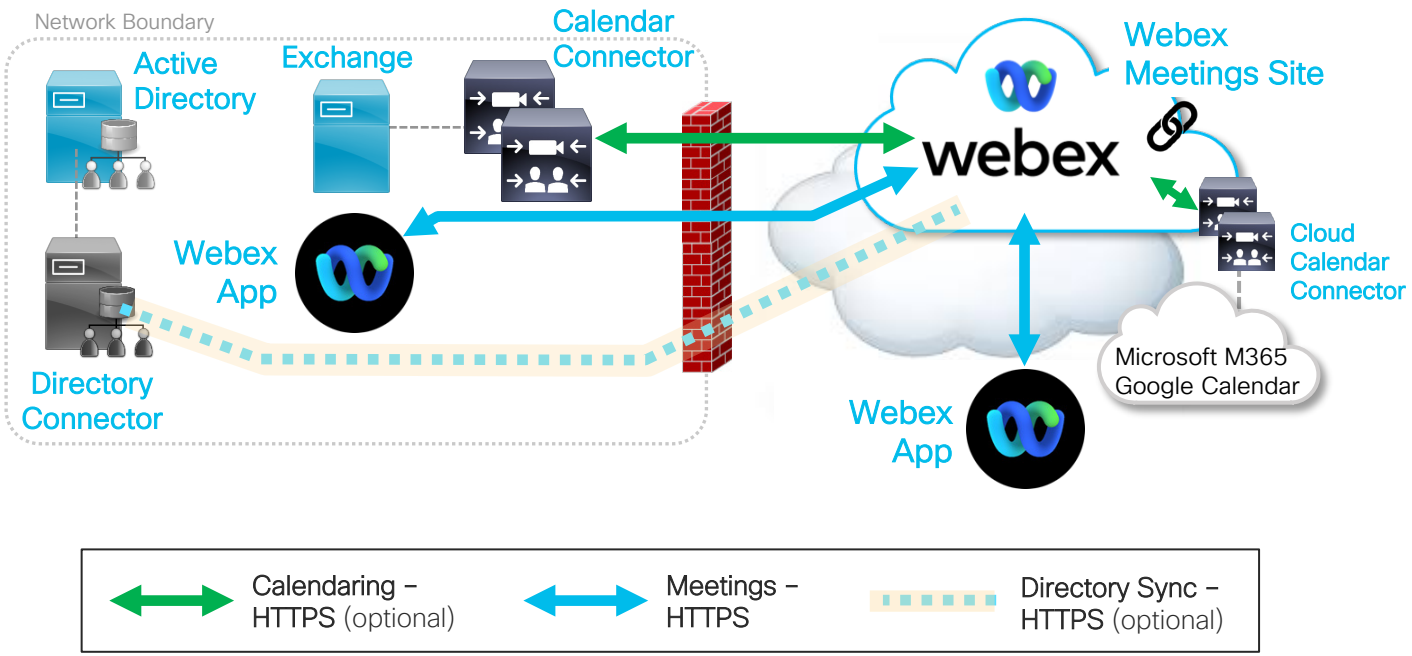

Why Move to Webex App?

There are compelling reasons for transitioning from Webex Meetings App to Webex App:

- Same meetings workload user experience.
  - » Schedule, join, and manage your meetings with a single application.
  - » Maintain the full featured in-meeting experience.
- Reduce application footprint.
  - » Webex app is a single application providing calling and messaging functionality as well as meetings
  - » Users don't have to learn new UI for different workloads and can use the same application
  - » Simplify app management for IT admin.
- Access to Webex platform services such as messaging, calendar, and compliance services.
  - » Persistent messaging with 1:1, spaces, and file sharing including integrations with content management tools.
  - » Corporate calendar integration (Exchange, M365, Google) for "@" keyword simplified meeting scheduling.

What is Different When Moving to Webex App?

The following tables highlight key technical considerations to be aware of when transitioning **from** a Webex Meetings App client deployment **to** a Webex App client deployment.

The considerations have been divided into the following categories:

- Directory
- Meetings
- Scheduling

Directory and Meetings Considerations

Considerations for Directory and Meetings

Category	Considerations
Directory	• The Webex platform provides directory service for the Webex App. The Webex App does not connect directly to an LDAP directory. It is important to sync the entire company directory to the Webex platform, so the entire company directory is searchable from the Webex App.
Meetings	• Site linking between Webex Site Admin and Control Hub is mandatory. • All customers should have full featured meeting enabled automatically (except those who have Video Mesh deployed), if not, contact their CSM or Cisco Account Team to enable it. Once enabled, the Webex App will have access to the following functions: » Webex App users join Webex Meetings with full featured meeting experience. » The Webex App can be made available from the customer's site download page. • Full featured meeting experience is enabled for users in the entire organization and applies to all Webex Meetings and Webex Events (new) that the user joins.

Scheduling Considerations

Considerations for Scheduling

Category	Considerations
Scheduling	• More scheduling options available that don't require any plugins • Support common calendar systems such as M365, Exchange and Google • Note: only Web Scheduler supports Webex Events (new)

Meetings: Transitioning from Webex Meetings App to Webex App

References

Meetings: Transitioning to Webex App

References (1 of 2)

Hybrid Services

- Deployment Guide for Webex Hybrid Calendar Service
  https://www.cisco.com/c/en/us/td/docs/voice_ip_comm/cloudCollaboration/spark/hybridservices/calendarservice/cmgt_b_deploy-spark-hybrid-calendar-service.html

Meetings

- Install and Setup Webex Productivity Tools for Windows

  https://help.webex.com/en-us/nby4rwy/Install-and-Set-Up-Webex-Productivity-Tools-for-Windows

- Schedule and Join Meetings with Webex Meetings Scheduler for Microsoft 365

  https://help.webex.com/en-us/nttajz6/Schedule-and-Join-Meetings-with-Cisco-Webex-Meetings-Scheduler-for-Microsoft-365

Users and Webex Control Hub

- Getting Started with Webex Control Hub

  https://help.webex.com/en-us/nkhozs6/Get-Started-with-Cisco-Webex-Control-Hub

- Add, Verify and Claim Domains

  https://help.webex.com/en-us/nxz79m5/Add-Verify-and-Claim-Domains

- Single Sign-On Integration in Control Hub

  https://help.webex.com/en-us/lfu88u/Single-Sign-On-Integration-in-Control-Hub

- Deployment Guide for Cisco Directory Connector

  https://www.cisco.com/c/en/us/td/docs/voice_ip_comm/cloudCollaboration/spark/hybridservices/directoryconnector/cmgt_b_directory-connector-guide-admins.html

Meetings: Transitioning to Webex App
References (2 of 2)

Network

- Network Requirements for Webex Services

  https://help.webex.com/en-us/WBX000028782/Network-Requirements-for-Webex-Services

Collaboration Transitions

- Collaboration Transitions landing page

  https://www.cisco.com/go/ct

- Meetings: Transitioning from Webex Meeting App to Webex App Deployment Guide

  https://www.cisco.com/c/dam/en/us/td/docs/solutions/PA/mcp/DEPLOYMENT_MEETINGS_WebexMeetingsApp_to_Webex.pdf

© 2021 Cisco and/or its affiliates. All rights reserved. Cisco and the Cisco logo are trademarks or registered trademarks of Cisco and/or its affiliates in the U.S. and other countries. To view a list of Cisco trademarks, go to this URL: www.cisco.com/go/trademarks. Third-party trademarks mentioned are the property of their respective owners

THE SPECIFICATIONS AND INFORMATION REGARDING THE PRODUCTS IN THIS MANUAL ARE SUBJECT TO CHANGE WITHOUT NOTICE. ALL STATEMENTS, INFORMATION, AND RECOMMENDATIONS IN THIS MANUAL ARE BELIEVED TO BE ACCURATE BUT ARE PRESENTED WITHOUT WARRANTY OF ANY KIND, EXPRESS OR IMPLIED. USERS MUST TAKE FULL RESPONSIBILITY FOR THEIR APPLICATION OF ANY PRODUCTS.

IN NO EVENT SHALL CISCO OR ITS SUPPLIERS BE LIABLE FOR ANY INDIRECT, SPECIAL, CONSEQUENTIAL, OR INCIDENTAL DAMAGES, INCLUDING, WITHOUT LIMITATION, LOST PROFITS OR LOSS OR DAMAGE TO DATA ARISING OUT OF THE USE OR INABILITY TO USE THIS MANUAL, EVEN IF CISCO OR ITS SUPPLIERS HAVE BEEN ADVISED OF THE POSSIBILITY OF SUCH DAMAGES.