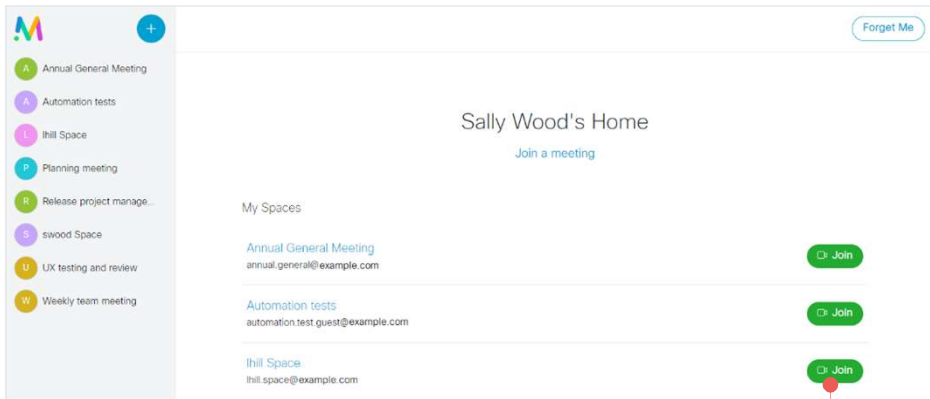


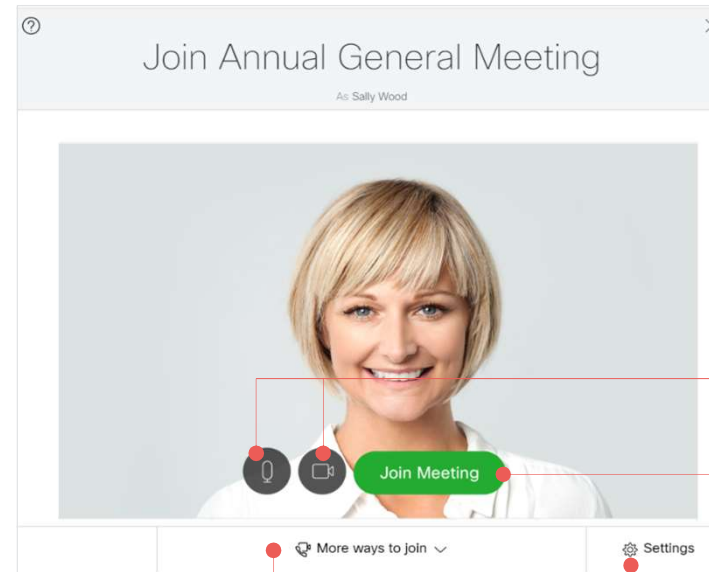
Join a meeting from your list of spaces

1. Select a space and Click **Join**



Click Join

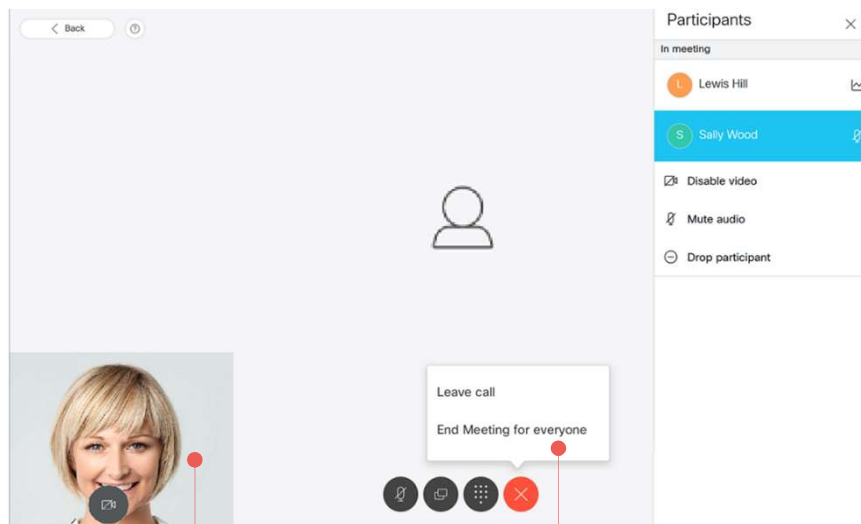
2. Select your join options



Mute yourself or turn off your video before the meeting, you can change these options later when you are in the call

Click **Join** when you are happy to start

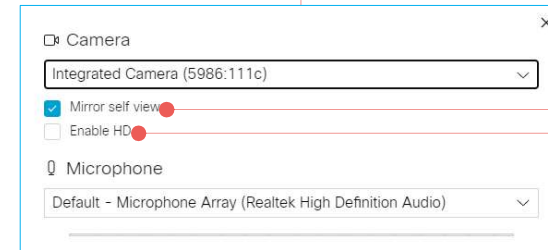
3. Whilst in a call, you can see some in-meeting menu options



See other participants in the call

Self-view show a preview of your video which is being sent to others in the call

Click to leave the call. You can end the call for everyone if you have appropriate permissions

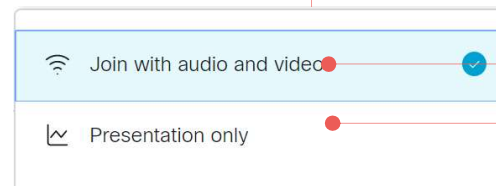


Use this to see your self view video in mirror view

Use this to change the camera resolution that is sent.

Select a different camera or microphone.

Tip: If you want to join a call with audio and video, make sure your browser can access camera and microphone.



Use this to join a meeting with chosen audio and video options from Settings

Use this option in meetings where you want to get a closer view of the presentation or share your own presentation.