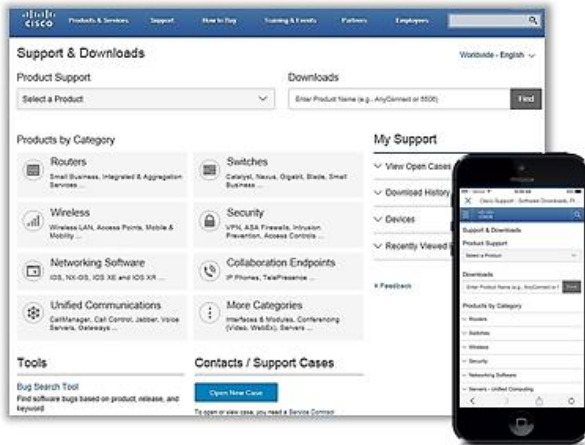


Cisco Digital Support

Make the award-winning [Cisco Support Website](#) your “technical support edge” for resolving issues quickly!

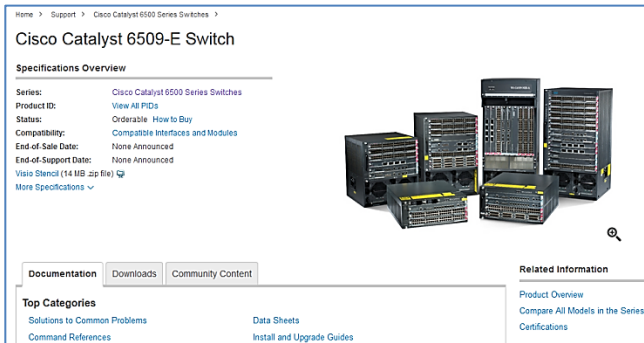


Log in to turn the responsive support home page into your personal dashboard.

Use custom links to jump to -

- Content you've frequented
- Software you've downloaded and the latest versions
- Support *and* services information for your devices
- Your open support cases

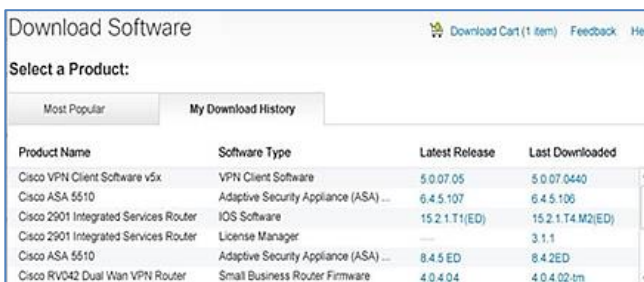
Check out the Support Home Page [at a glance](#).



See product support content.

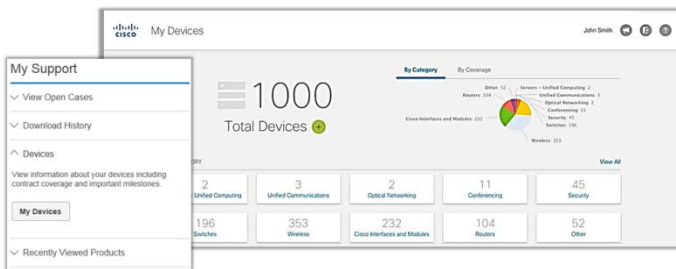
See documentation, software for your product, relevant support tools, community discussions and more.

See the model page design [at a glance](#).



Download software for your devices.

Save time by using personalized links to software you've downloaded and the latest versions – and start downloading right from this page.

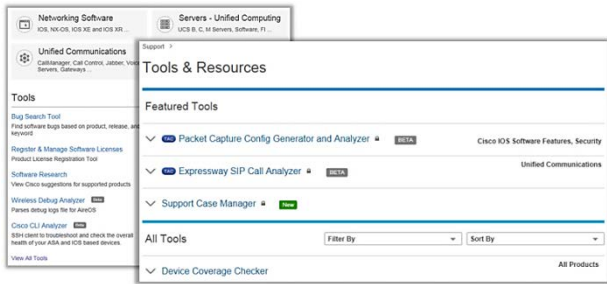


Manage your Cisco inventory.

Use *My Devices* to view support *and* services information for your Cisco devices – including product details, contract and warranty status, installed locations and lifecycle status. Run reports and open support cases as well.

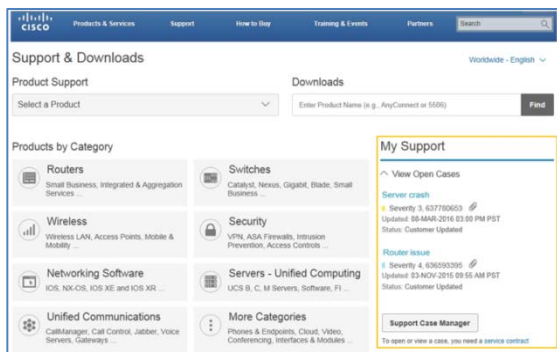
Check out *My Devices* [at a glance](#).

Cisco Digital Support



Use support tools to speed up tasks.

Select from 40+ tools and utilities. These include the *Bug Search Tool*, automated tools used by TAC engineers, and a *Command Line Interface Analyzer* that helps you diagnose device problems more swiftly.

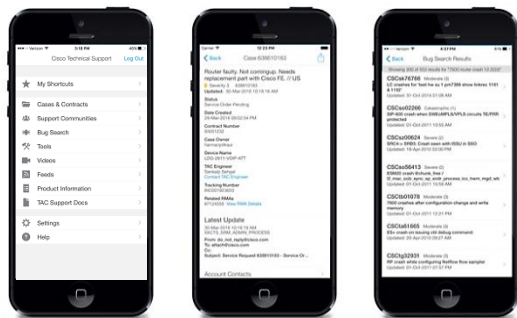


Manage your support cases.

Check the status of support cases you've opened with the Technical Assistance Center (TAC) without leaving the support home page.

Open a new support case from here, provide your engineer advance information and upload files.

Check out the [Support Case Manager at a glance](#).



Go mobile.

Use the *Cisco Technical Support mobile app* to open and track cases/RMAs, join communities, search bugs, see TAC solutions, get support and contract alerts, connect with your TAC engineer, research products and “click to chat” about them, use bar code scanning to update cases, watch support videos, get TAC RSS feeds and more.

Learn more about the [Cisco Technical Support app](#) now.



Get Cisco data delivered to you on demand.

Use *Cisco Support APIs* to pull support and services data into your own applications and interfaces.

Take advantage of APIs that cover software selection and downloads, bug fixes, device lifecycle status, support case progress, service contract coverage and more.

Go to the [Cisco Support API console](#).


Want to explore your services options? [Get in touch with us here.](#)



Call



Chat



Email

Make the award-winning [Cisco Support Website](#) your “technical support edge” for resolving issues quickly!