

# Industrial Edge Networking Components – 2020

Report Excerpts

**Anna Ahrens**  
Senior Analyst, Industrial Connectivity  
askananalyst@omdia.com

© 2021 Omdia. Reprinted with  
permission from Omdia.

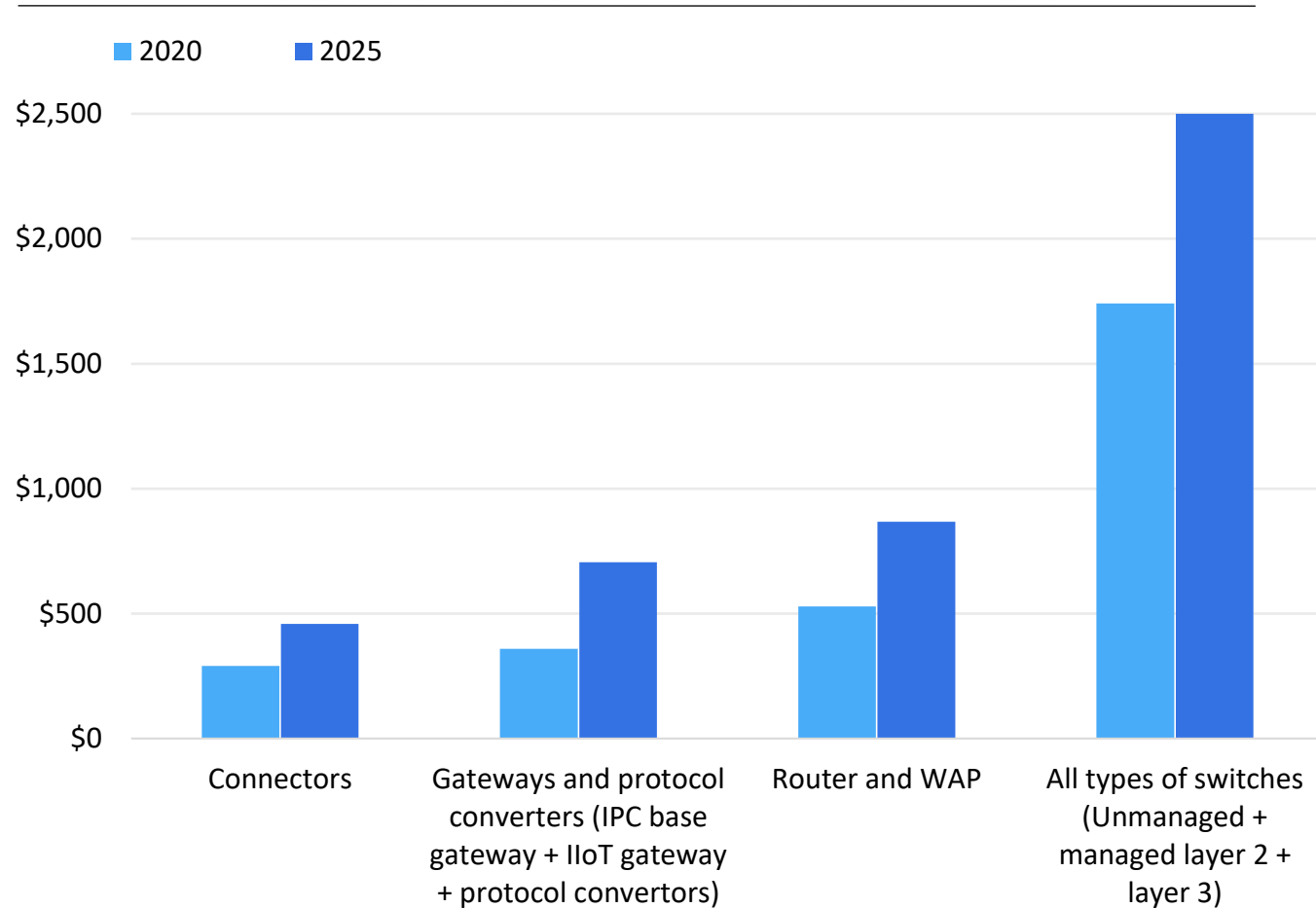
Brought to you by Informa Tech



# Executive summary

## Industrial edge networking components by product type

Revenue US\$ millions



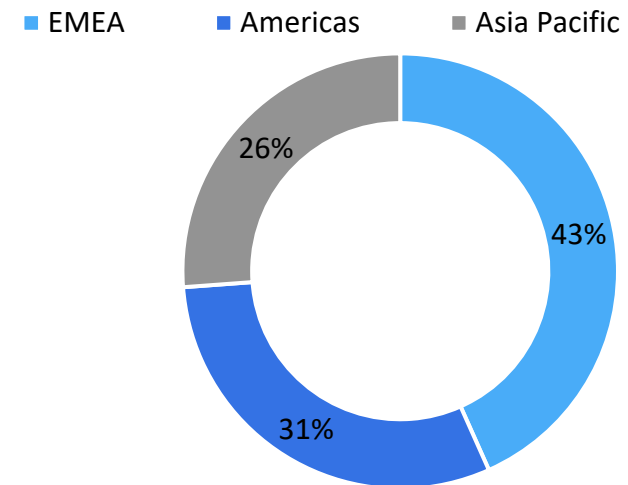
- The world market in 2020 is estimated to have been \$2.92 billion
- In 2021, revenues are forecast to grow by 5.7%; overall, from 2020 to 2025, revenues are forecast to grow at a 10.3% compound annual growth rate (CAGR).

Unit shipments are forecast to grow at a 9.8 % CAGR from 2020 to 2025, while the ASP is forecast to increase at a 0.6% CAGR.

*Note: This document is an excerpt; please contact Omdia for the full report.*

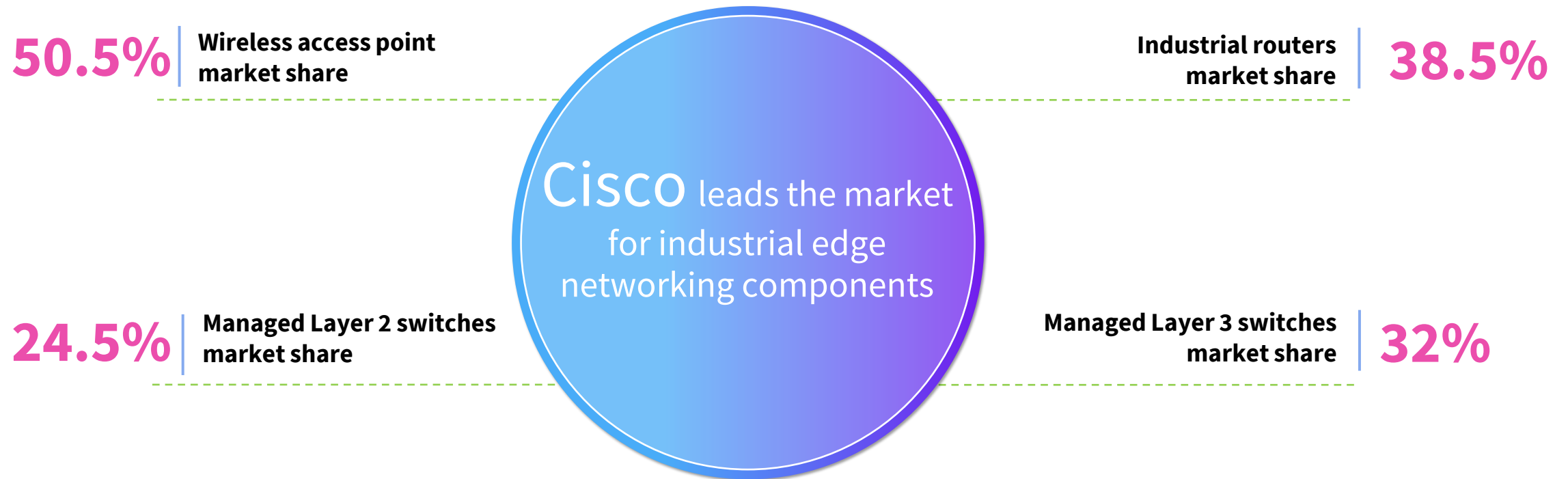
## Industrial edge networking components by region

Revenue (percent)



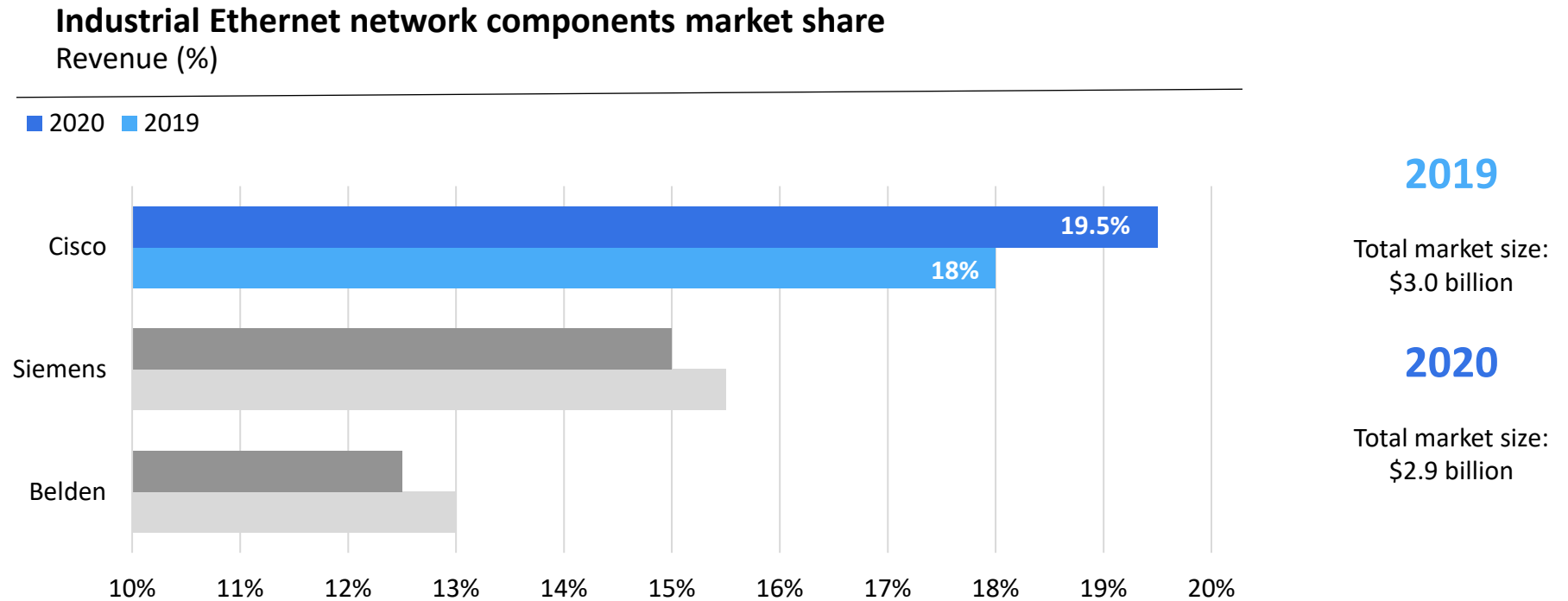
# 2020 industrial edge networking components market

*Cisco leads every segment of the industrial networking market*



# Market landscape for industrial edge networking components

## Cisco – strengthens its market position



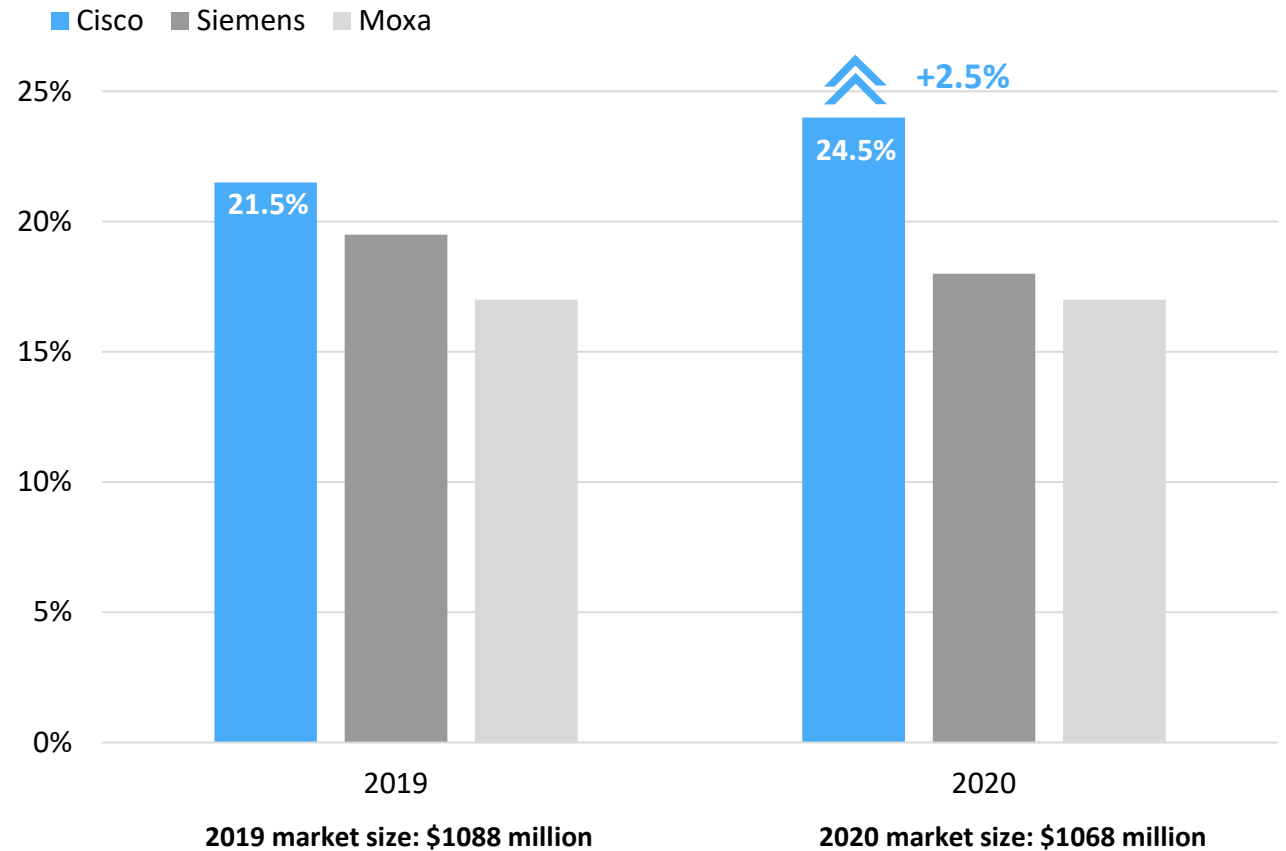
- In 2017, Cisco became the leader in industrial edge networking components market and maintained its number one position going into 2020.
- Cisco has not only maintained its market position but has also managed to increase its market share to 19.5%.
- It is worth mentioning that Cisco is enjoying the highest growth among the leading companies and is particularly strong in the Americas.

# World: Market share estimates comparison for layer 2 managed switches between 2019–2020

## *Cisco – increasing its market share*

- Cisco is maintaining its market dominance in managed switches – layer 2 market since 2016.
- Cisco successfully captured additional market share from its competitors in 2020.

**Layer 2 managed switches market share**  
Revenue (%)

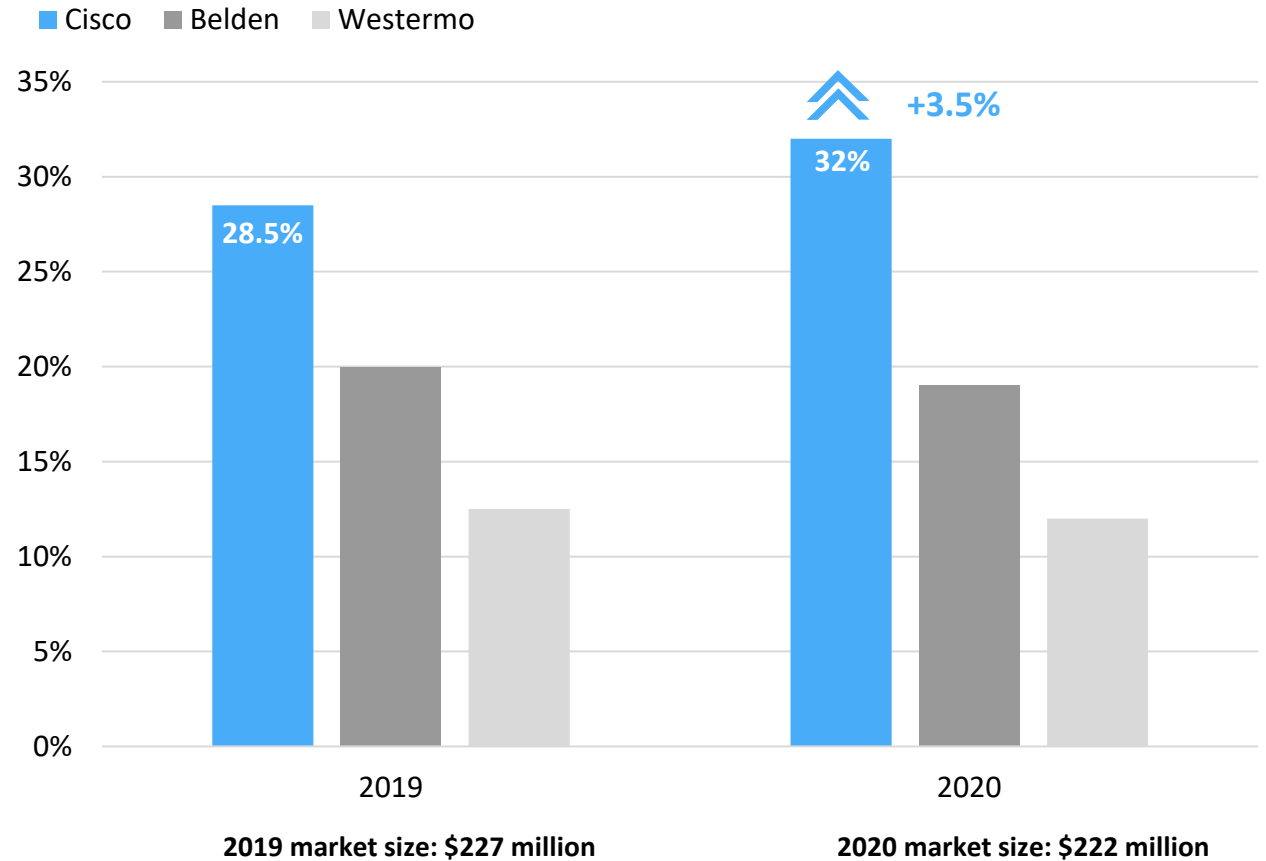


# World: Market share estimates comparison for layer 3 managed between 2019–2020

## *Cisco leads in layer 3 switch market*

- Cisco has dominated layer-3 managed switches market for many years now and it continues to lead this market
- To put things in perspective the market share of Cisco for layer-3 managed switches is approximately twice to that of the number 2 player

### Layer 3 managed switches market share Revenue (%)

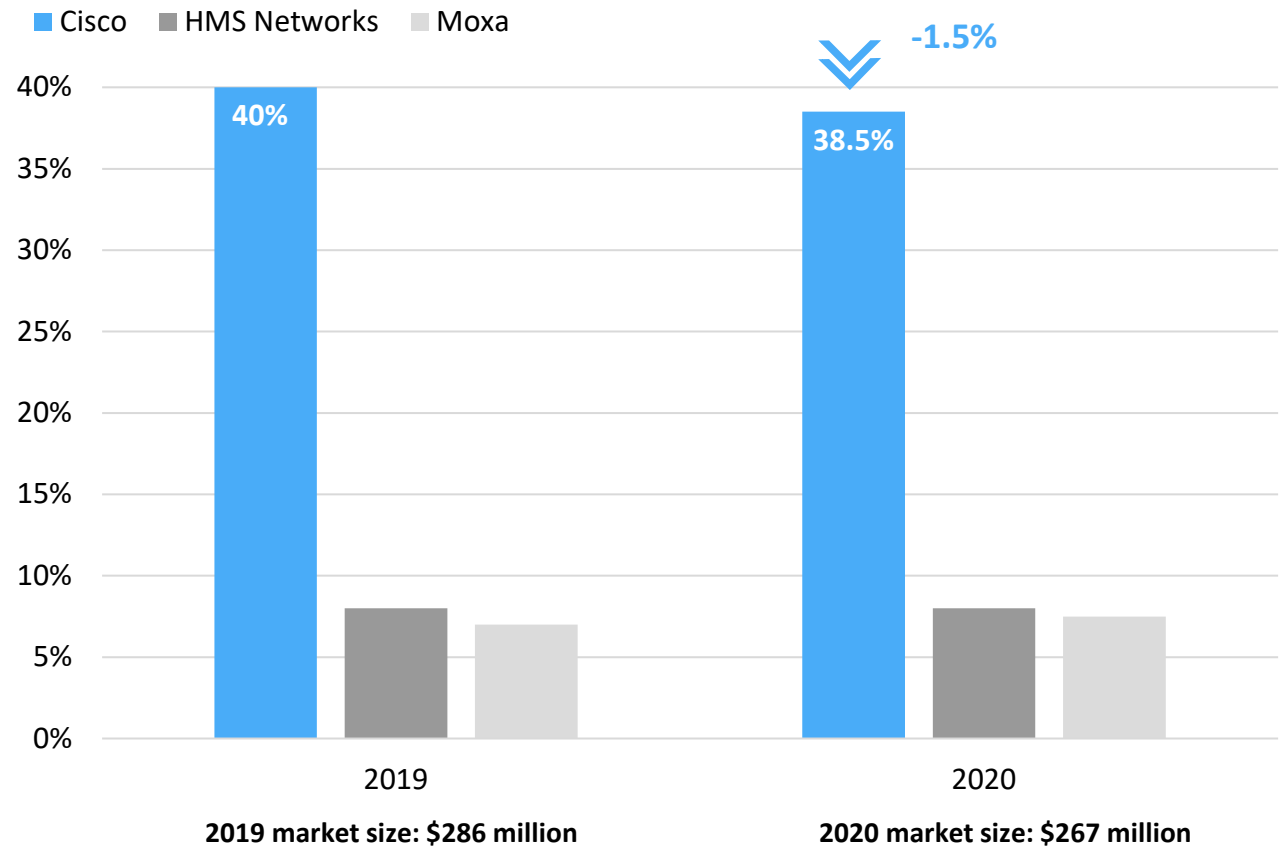


# World: Market share estimates comparison for routers between 2019–2020

*Cisco – the single most dominant player in Router market*

- Cisco has a clear dominance in this market and has 38.5% of the market share
- The closest competitor has nearly 31% less market share than Cisco

**Router market share**  
Revenue (%)

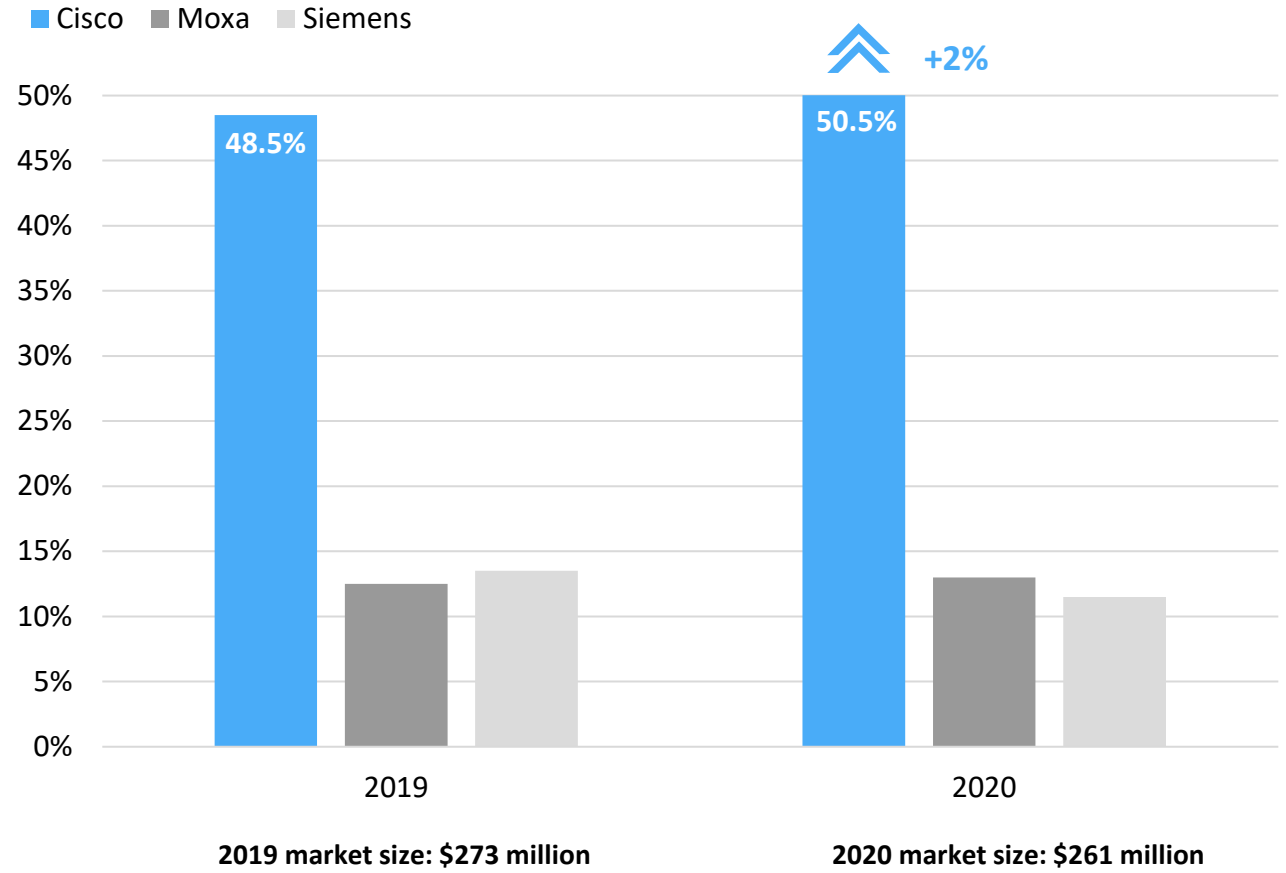


# World: Market share estimates comparison for WAP between 2019–2020

*Cisco – owns half of this market*

- Cisco has a clear dominance in this market and has half of the market share
- The closest competitor has nearly 36.5% less market share than Cisco

**WAP market share**  
Revenue





## Disclaimer

Copyright © 2020 Omdia. All rights reserved. Reprinted with permission from Omdia. Content reproduced or redistributed with Omdia permission must display Omdia legal notices and attributions of authorship. The Omdia reports, data and information referenced herein (the “Omdia Materials”) are the copyrighted property of Informa Tech and its subsidiaries or affiliates (together “Informa Tech”) and represent data, research, opinions or viewpoints published by Informa Tech, and are not representations of fact. The Omdia Materials reflect information and opinions from the original publication date and not from the date of this document. The information and opinions expressed in the Omdia Materials are subject to change without notice and Informa Tech does not have any duty or responsibility to update the Omdia Materials or this publication as a result. Omdia Materials are delivered on an “as-is” and “as-available” basis. No representation or warranty, express or implied, is made as to the fairness, accuracy, completeness or correctness of the information, opinions and conclusions contained in Omdia Materials. To the maximum extent permitted by law, Informa Tech and its affiliates, officers, directors, employees and agents, disclaim any liability (including, without limitation, any liability arising from fault or negligence) as to the accuracy or completeness or use of the Omdia Materials. Informa Tech will not, under any circumstance whatsoever, be liable for any trading, investment, commercial or other decisions based on or made in reliance of the Omdia Materials.

## Get in touch

Americas

E: [customersuccess@omdia.com](mailto:customersuccess@omdia.com)

08:00 – 18:00 GMT -5

Europe, Middle East & Africa

E: [customersuccess@omdia.com](mailto:customersuccess@omdia.com)

8:00 – 18:00 GMT

Asia Pacific

E: [customersuccess@omdia.com](mailto:customersuccess@omdia.com)

08:00 – 18:00 GMT + 8

© 2021 Omdia. Reprinted with permission from Omdia.

Brought to you by Informa Tech

The Omdia logo is displayed in a large, bold, black font. It features a stylized 'O' with a dot inside, followed by the letters 'M', 'D', 'I', and 'A' in a similar bold, sans-serif typeface. The logo is positioned in the bottom right corner of the page, set against a light blue background that also features several large, overlapping blue circles of varying sizes.