

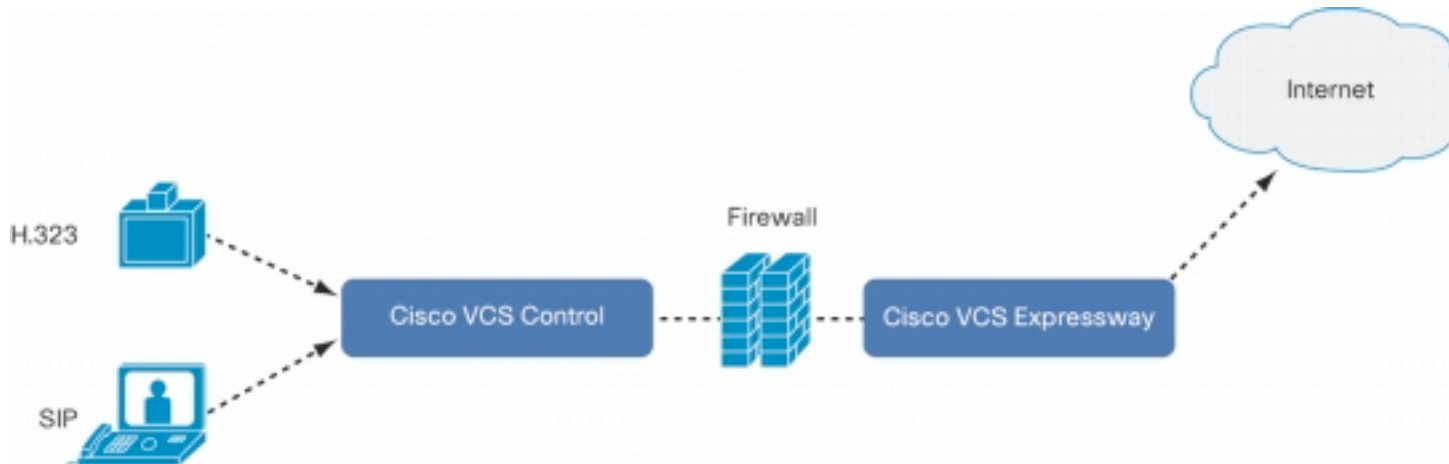


Introduction to Cisco VCS X6.0

Kim Gjedsted
System Engineer

31. Marts 2010

Cisco TelePresence Video Communication Server (VCS)



See more here http://www.cisco.com/en/US/prod/collateral/ps7060/ps11305/ps11315/ps11337/data_sheet_c78-626491.html



The image cannot be displayed. Your computer may not have enough memory to open the image, or the image may have been corrupted. Restart your computer, and then open the file again. If the red x still appears, you may have to delete the image and then insert it again.

New features in X6

- Enhanced authentication policy
- External policy services
- Cluster enhancements
- Starter Pack enhancements
- ICE and SIP Outbound
- Cisco Unity integration
- Administrator enhancements



The image cannot be displayed. Your computer may not have enough memory to open the image, or the image may have been corrupted. Restart your computer, and then open the file again. If the red x still appears, you may have to delete the image and then insert it again.

Upgrading to VCS X6

There is a software dependency between VCS X6.n and TMS 12.6 or later.

If you are running Cisco TelePresence Management Suite (Cisco TMS) with Provisioning or FindMe, or your Cisco VCSs are clustered and you want to upgrade your Cisco VCS to X6.0 or later, you must also upgrade Cisco TMS to TMS 12.6 or later, see table below.

Deployment using Provisioning, Clustering or FindMe

Software version	TMS 12.1	TMS 12.2	TMS 12.5	TMS 12.6 or later
X4.n	✓	✓	X	X
X5.0, X5.1.1	X	X	✓	X
X5.2	X	X	X	✓
X6.n	X	X	X	✓



The image cannot be displayed. Your computer may not have enough memory to open the image, or the image may have been corrupted. Restart your computer, and then open the file again. If the red x still appears, you may have to delete the image and then insert it again.

Enhanced authentication policy

VCS used to support Authentication On or Off

- Now no longer a global setting
- Global is not practical – especially with 3rd party endpoints

Now per zone and sub-zones

- Do not check credentials
- Treat as authenticated
- Check credentials

Search rules can specify that they are only to be used for authenticated callers.



The image cannot be displayed. Your computer may not have enough memory to open the image, or the image may have been corrupted. Restart your computer, and then open the file again. If the red x still appears, you may have to delete the image and then insert it again.

Enhanced authentication policy

Create zone You are here: [VCS configuration](#) > [Zones](#) > Create zone

H.323

Mode: On ⓘ

Port: * 1719 ⓘ

SIP

Mode: On ⓘ

Port: * 5061 ⓘ

Transport: TLS ⓘ

TLS verify mode: Off ⓘ

Accept proxied registrations: Allow ⓘ

Authentication

Authentication policy: Do not check credentials ⓘ

SIP authentication trust mode: ⓘ

- Do not check credentials
- Treat as authenticated
- Check credentials

 The image cannot be displayed. Your computer may not have enough memory to open the image, or the image may have been corrupted. Restart your computer, and then open the file again. If the red x still appears, you may have to delete the image and then insert it again.

Enhanced authentication policy

Create subzone You are here: [VCS configuration](#) ▶ [Local Zone](#) ▶ [Subzones](#) ▶ Create subzone

Configuration

Name * i

Policy

Registration policy i

Authentication policy i

- Do not check credentials
- Treat as authenticated
- Check credentials

Total bandwidth available

Bandwidth restriction i

Total bandwidth limit (kbps) i



The image cannot be displayed. Your computer may not have enough memory to open the image, or the image may have been corrupted. Restart your computer, and then open the file again. If the red x still appears, you may have to delete the image and then insert it again.

Enhanced authentication policy

Create search rule You are here: [VCS configuration](#) > [Dial plan](#) > [Search rules](#) > Create search rule


Configuration

Rule name	*	<input type="text"/>	<i>i</i>
Description		<input type="text"/>	<i>i</i>
Priority	*	<input type="text" value="100"/>	<i>i</i>
Source		Any <input type="button" value="v"/>	<i>i</i>
Request must be authenticated		No <input type="button" value="v"/>	<i>i</i>
Mode		Yes No <input type="button" value="v"/>	<i>i</i>
On successful match		Continue <input type="button" value="v"/>	<i>i</i>
Target	*	Please Select <input type="button" value="v"/>	<i>i</i>
State		Enabled <input type="button" value="v"/>	<i>i</i>

Information

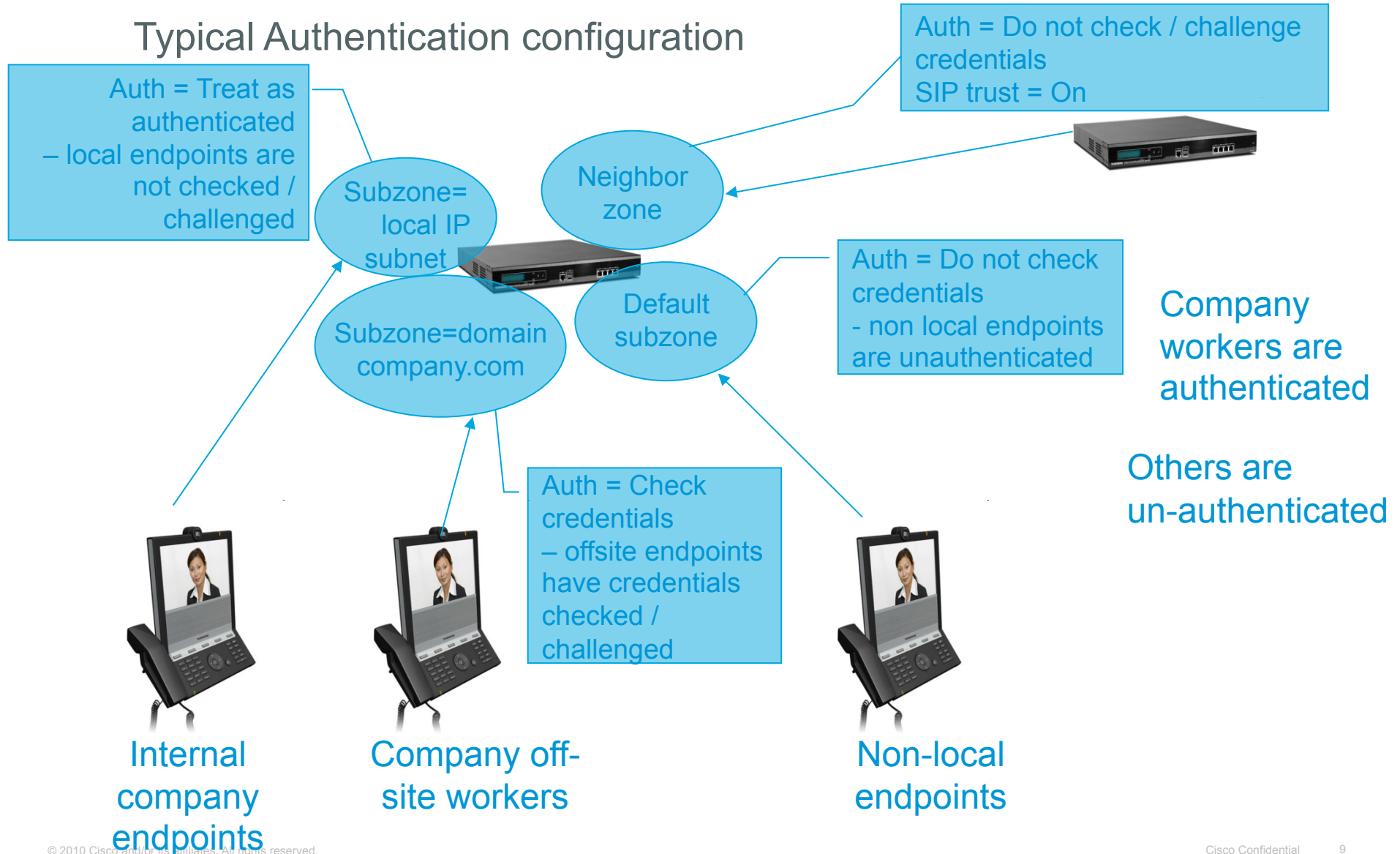
Specifies whether this search rule applies only to authenticated search requests.

Default: No

 The image cannot be displayed. Your computer may not have enough memory to open the image, or the image may have been corrupted. Restart your computer, and then open the file again. If the red x still appears, you may have to delete the image and then insert it again.

Enhanced authentication policy

Typical Authentication configuration



External policy services

The Cisco VCS can use external policy services to manage its registration and call policies.

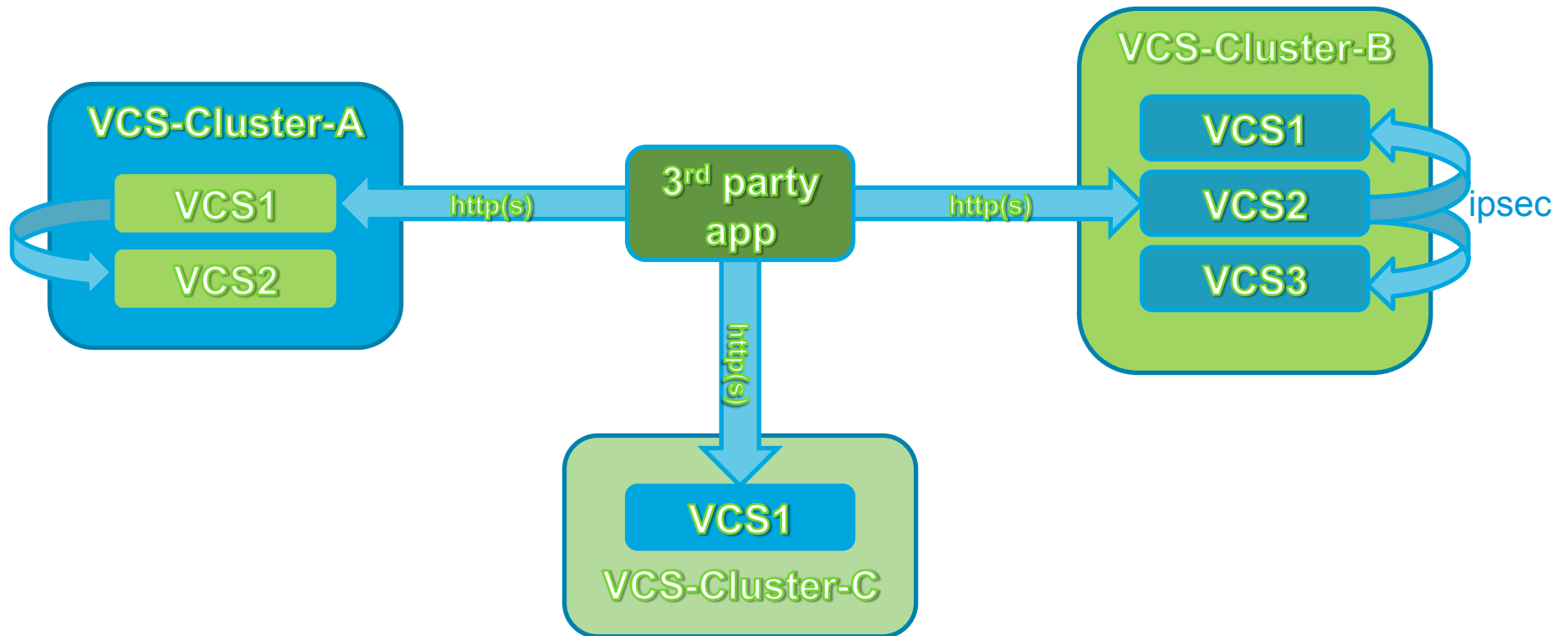
This is particularly suitable for large-scale deployments where policy decisions can be managed through an external, centralized service rather than by configuring policy rules on the Cisco VCS itself.



The image cannot be displayed. Your computer may not have enough memory to open the image, or the image may have been corrupted. Restart your computer, and then open the file again. If the red x still appears, you may have to delete the image and then insert it again.

VCS Directory

Directory service distribution

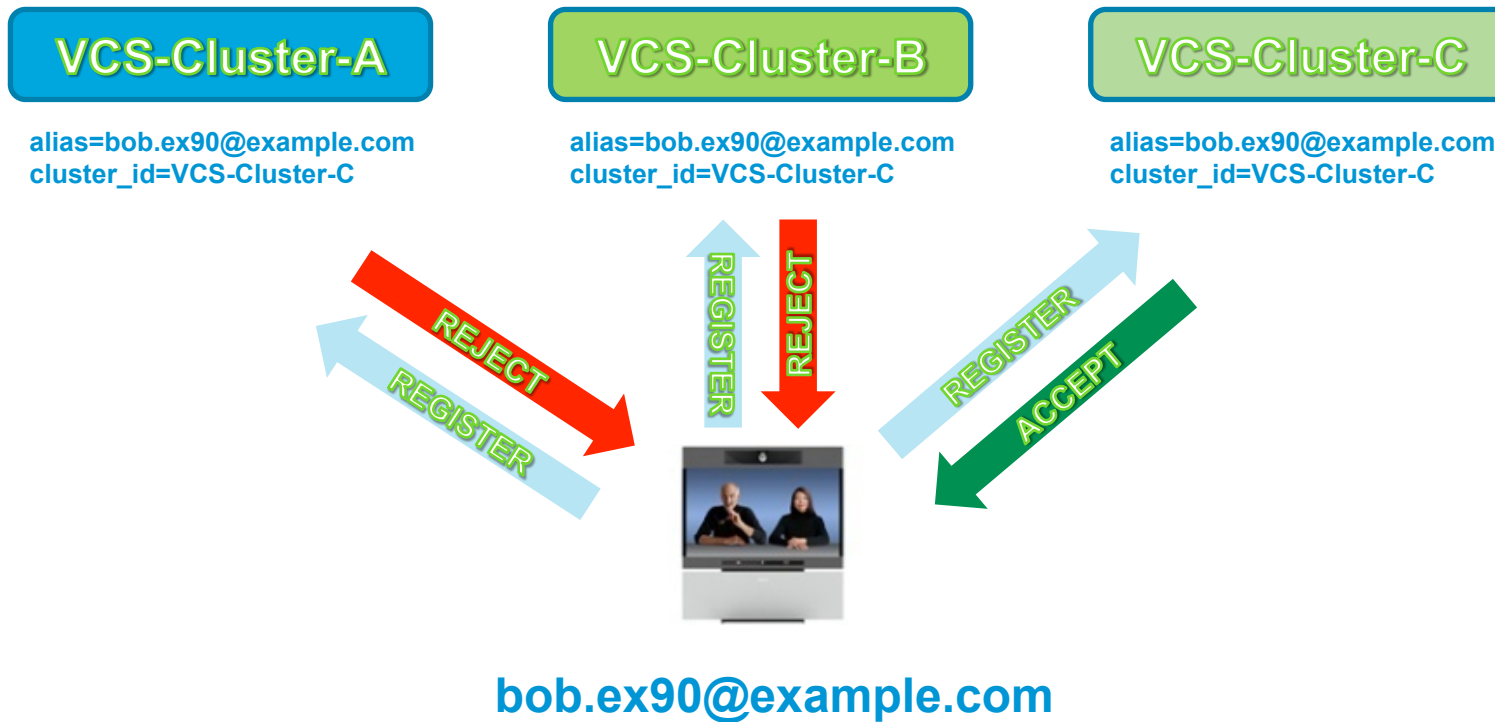


The image cannot be displayed. Your computer may not have enough memory to open the image, or the image may have been corrupted. Restart your computer, and then open the file again. If the red x still appears, you may have to delete the image and then insert it again.

VCS Directory

Registration Policy using the Directory service

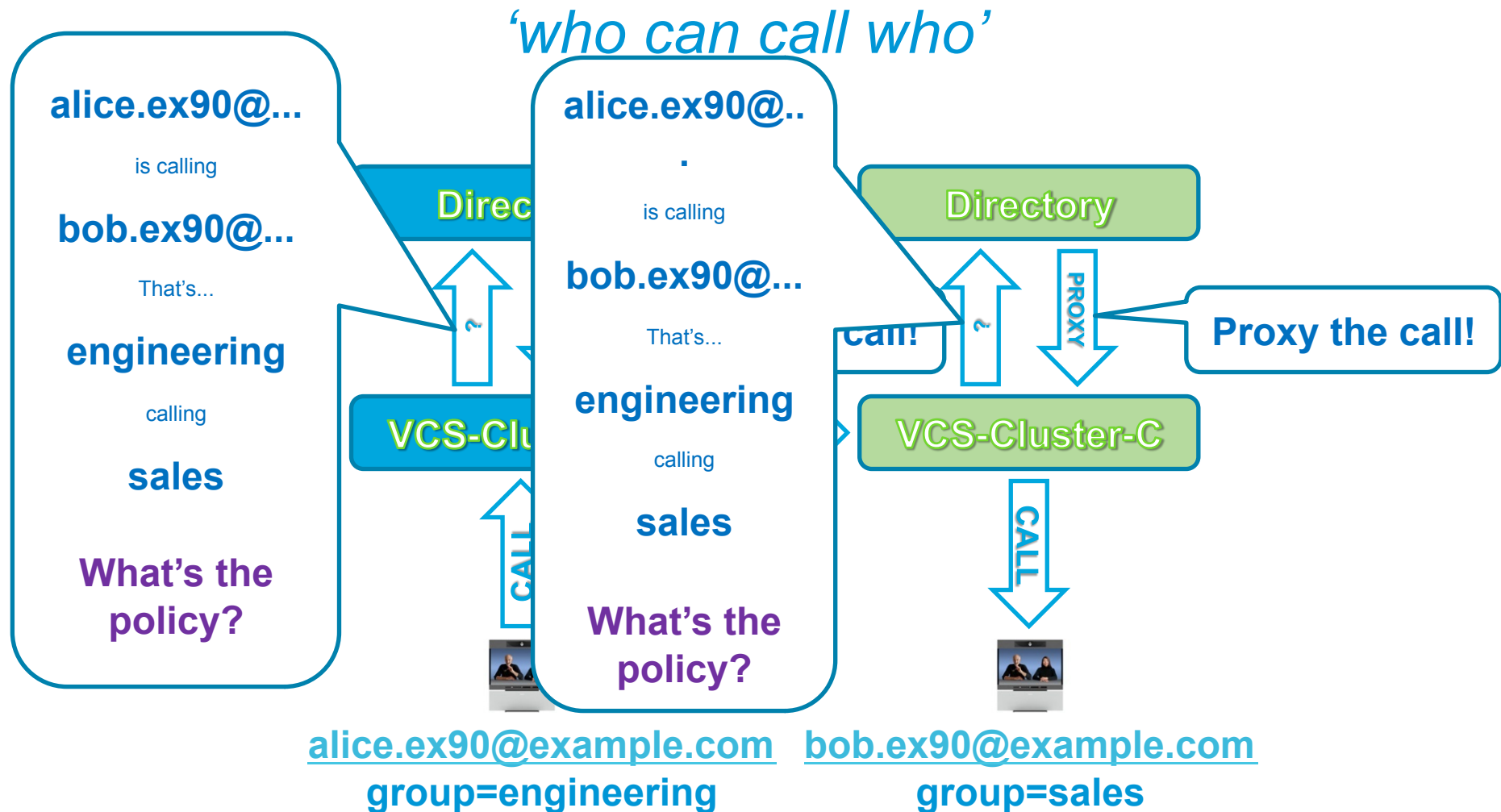
'who is allowed to register to each cluster'



The image cannot be displayed. Your computer may not have enough memory to open the image, or the image may have been corrupted. Restart your computer, and then open the file again. If the red x still appears, you may have to delete the image and then insert it again.

VCS Directory

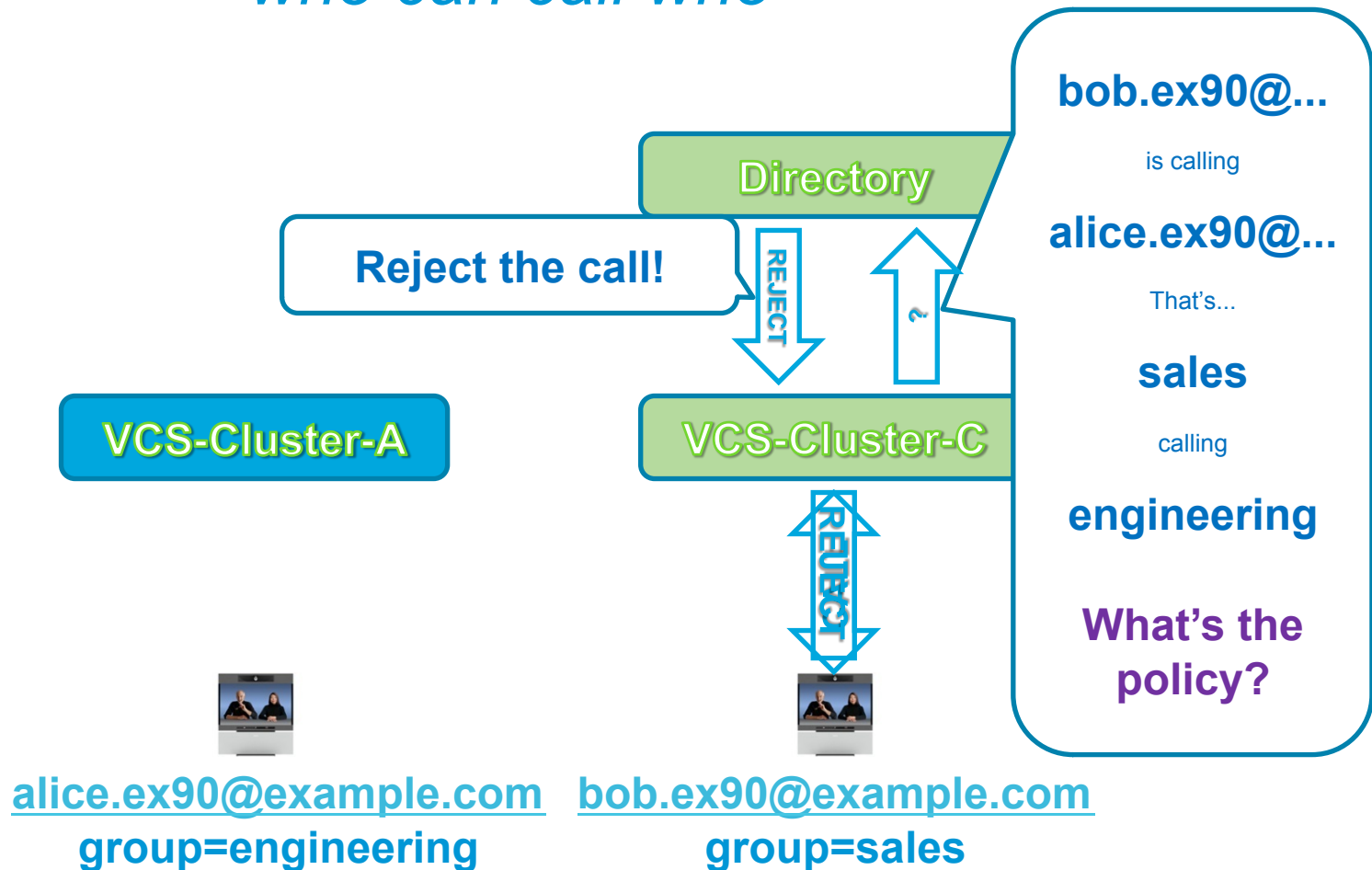
Group Policy – example flow 1



VCS Directory

Group Policy – example flow 2

'who can call who'



Cluster enhancements

View registrations and calls across a cluster

You can now view all of the registrations and calls across a cluster from any one of the peers in the cluster. A Peer column on the registrations and calls status pages identifies the relevant peer.

Secure communication between cluster peers

The Cisco VCS uses IPsec (Internet Protocol Security) to enable secure communication between each cluster peer. Authentication is carried out via a pre-shared access key (configured on the Clustering page).



The image cannot be displayed. Your computer may not have enough memory to open the image, or the image may have been corrupted. Restart your computer, and then open the file again. If the red x still appears, you may have to delete the image and then insert it again.

Cluster enhancements

Overview

You are here: [Status](#) ▸ Overview

System information

System name	ukdev-vcs1
Up time	6 days 22 hours 35 minutes 4 seconds
Software version	X6.0Beta9
IPv4 address	10.44.8.31
IPv6 address	3ffe:80ee:3706::8:31
Options	250 Non Traversal Calls, 100 Traversal Calls, 2500 Registrations, Encryption, Interworking, FindMe, Device Provisioning.

Resource usage (last updated: 10:06:51)

		Total	10.44.8.31	10.44.8.32
Non-traversal call licenses	Current	2	2	0
	Peak	9	4	5
	Since last restart	422	209	213
	License limit	500	250	250
Traversal call licenses	Current	2	1	1
	Peak	11	6	5
	Since last restart	812	454	358
	License limit	200	100	100
Registration licenses	Current	111	68	43
	Peak	118	70	48
	Since last restart	505	292	213
	License limit	5000	2500	2500



The image cannot be displayed. Your computer may not have enough memory to open the image, or the image may have been corrupted. Restart your computer, and then open the file again. If the red x still appears, you may have to delete the image and then insert it again.

Starter Pack enhancements

E20 and EX90/EX60 Provisioning in starter pack.

It is now possible to provision E20 and EX90/EX60 systems with basic configuration from the Cisco VCS starter pack.

Phonebooks are now supported for E20, EX60 & EX90 provisioning when the Cisco VCS is in Starter Pack mode.

This is in addition to the Phonebooks in Movi which were previously available

Additional Traversal Call licenses can be added.

ICE and Multiway configuration provisioned to endpoints which support them.

Bandwidth Limits can be provisioned.

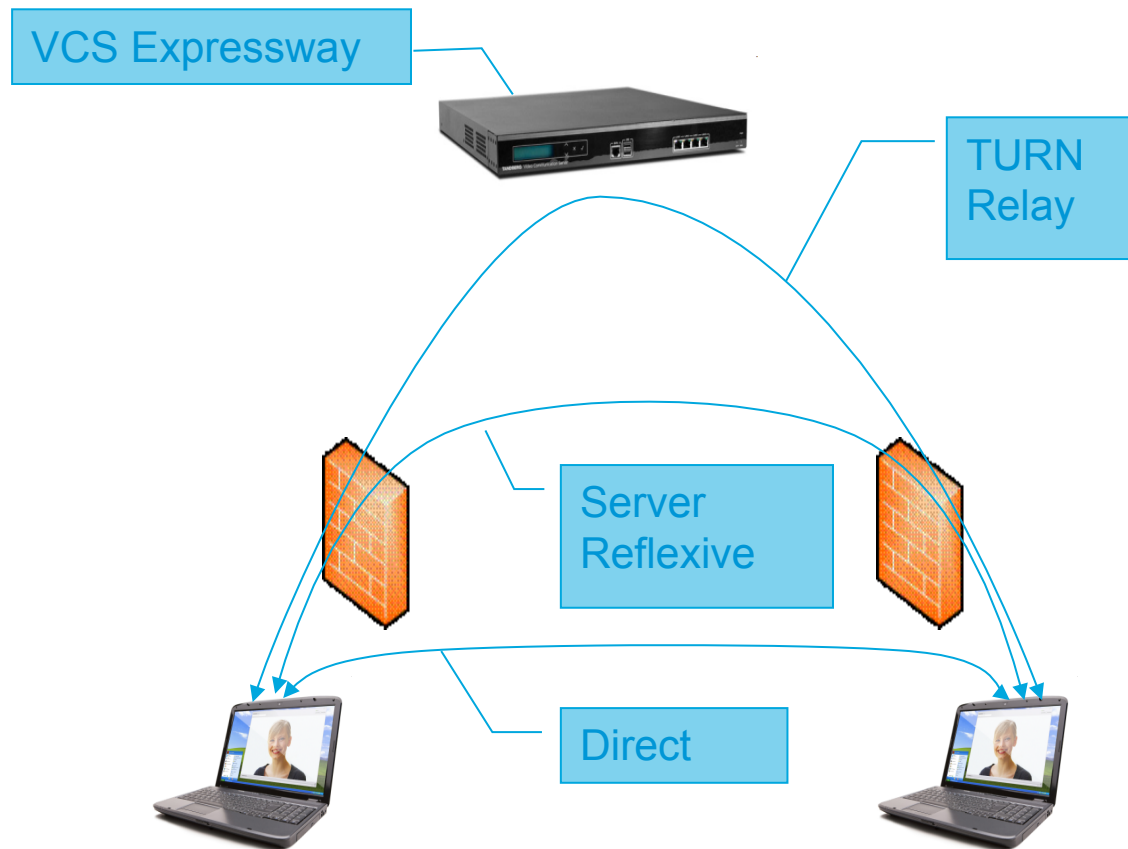



The image cannot be displayed. Your computer may not have enough memory to open the image, or the image may have been corrupted. Restart your computer, and then open the file again. If the red x still appears, you may have to delete the image and then insert it again.

ICE

Choose method of connecting media

- Direct, server reflexive, and TURN relay paths



 The image cannot be displayed. Your computer may not have enough memory to open the image, or the image may have been corrupted. Restart your computer, and then open the file again. If the red x still appears, you may have to delete the image and then insert it again.

ICE

- Delivers 'cheapest' routing of media (minimises firewall traversal and minimises use of centralised resources)

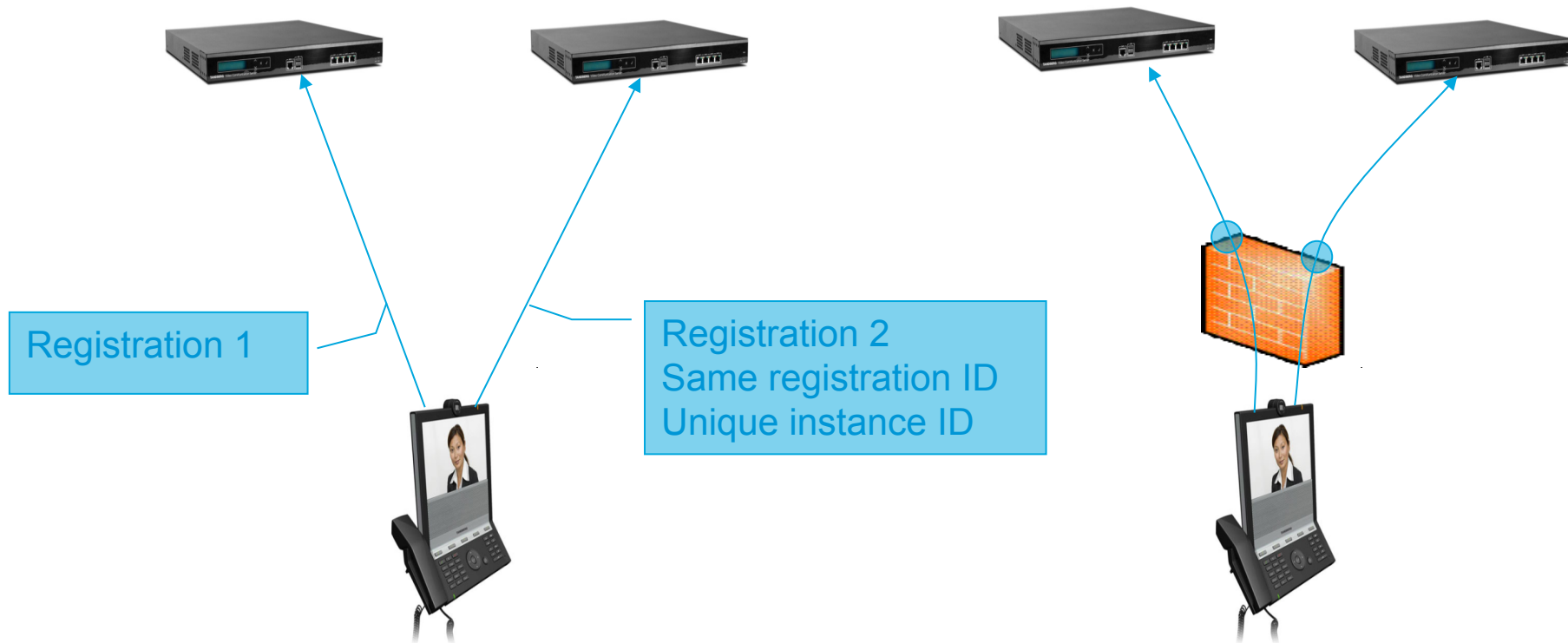
- Supported by
 - Cisco VCS Expressway (not Control)
 - Movi 4.0
 - MXP F8.2
 - MXP L6.0
 - E20 TBD
 - C Series TBD



The image cannot be displayed. Your computer may not have enough memory to open the image, or the image may have been corrupted. Restart your computer, and then open the file again. If the red x still appears, you may have to delete the image and then insert it again.

Outbound

- Multiple registrations for resilience in clusters
- Known IP addresses and ports for initiating calls to endpoint



The image cannot be displayed. Your computer may not have enough memory to open the image, or the image may have been corrupted. Restart your computer, and then open the file again. If the red x still appears, you may have to delete the image and then insert it again.

Multiple language support

Multiple language support has been enabled on the Cisco VCS's web interface. Language packs will be made available for download in the future.

Support Admin and FindMe UI.

Ease selling and use of VCS in non-english speaking countries.


Contact your Cisco support representative for more information on supported languages.



The image cannot be displayed. Your computer may not have enough memory to open the image, or the image may have been corrupted. Restart your computer, and then open the file again. If the red x still appears, you may have to delete the image and then insert it again.

Cisco Unity integration

The Cisco VCS now supports the use of Cisco Unity voicemail as an on-busy or no-answer target voicemail device in a FindMe.






Add device



Device name:


Address or number:



Choose a picture:


 










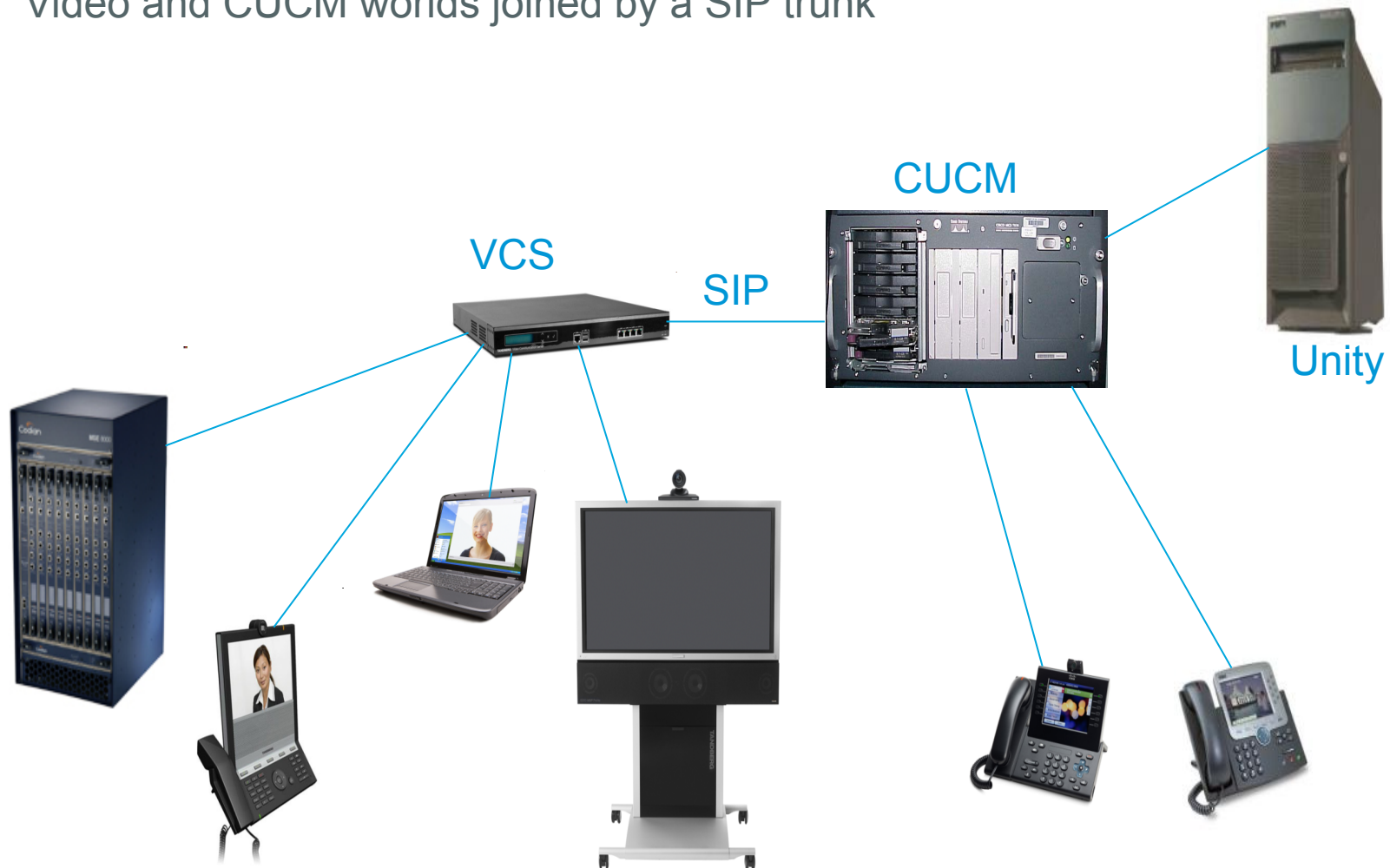
 

For PSTN and mobile calls, prefix the number to dial with a 9

 The image cannot be displayed. Your computer may not have enough memory to open the image, or the image may have been corrupted. Restart your computer, and then open the file again. If the red x still appears, you may have to delete the image and then insert it again.

CUCM and Unity integration

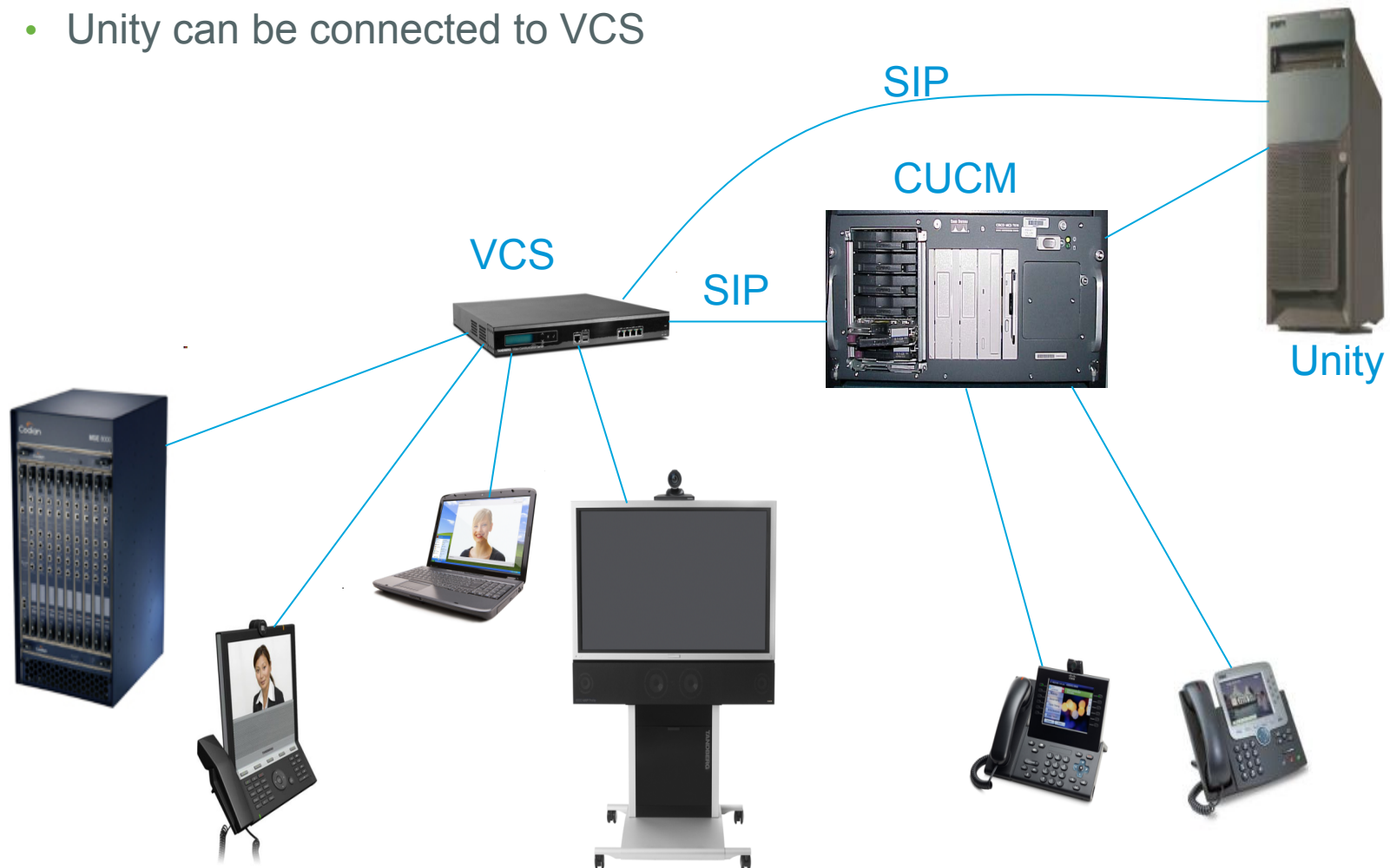
Video and CUCM worlds joined by a SIP trunk



The image cannot be displayed. Your computer may not have enough memory to open the image, or the image may have been corrupted. Restart your computer, and then open the file again. If the red x still appears, you may have to delete the image and then insert it again.

CUCM and Unity integration

- Unity can be connected to VCS



The image cannot be displayed. Your computer may not have enough memory to open the image, or the image may have been corrupted. Restart your computer, and then open the file again. If the red x still appears, you may have to delete the image and then insert it again.

Administrator enhancements

SNMPv3

The Cisco VCS now supports secure SNMPv3 authentication and encryption.

Multiple external syslog servers

The Cisco VCS can be configured with the IP address or FQDN of up to 4 remote RFC 5424 compliant syslog servers.

Enhanced on-line help

The context-sensitive help available through the Help link at the top of every page on the web interface now contains additional conceptual and reference information. The help is fully searchable and also includes a table of contents to aid navigation between topics.

Cisco VCS unit LCD panel

The LCD panel on the front of the Cisco VCS hardware unit can be configured to show additional status information. It can display the system name, all IP addresses, warnings, and the number of current traversal calls, non-traversal calls and registrations.



The image cannot be displayed. Your computer may not have enough memory to open the image, or the image may have been corrupted. Restart your computer, and then open the file again. If the red x still appears, you may have to delete the image and then insert it again.

Pause 10 minute