



Release 4.2(1)



Cisco Unity at a Glance for the Standard Conversation

Published March 6, 2006

This quick-reference card provides instructions for accessing Cisco Unity by phone, and for accessing the Cisco Unity Assistant and the Cisco Unity Inbox.

The card also illustrates the main Cisco Unity menus available to you as you manage your messages by phone.



Tip

The first-time enrollment conversation plays automatically when you call Cisco Unity for the first time. You do not need to refer to this card during enrollment. Simply listen carefully, and respond as prompted.

To Access Cisco Unity by Phone

Step 1 Call Cisco Unity.
From your desk phone, dial:

From another phone within your organization, dial:

From outside your organization, dial:

Step 2 If you are calling from another phone within your organization or from outside your organization, press * when Cisco Unity answers.

Step 3 If prompted, enter your Cisco Unity ID (usually your desk phone extension), and press #.

Step 4 Enter your Cisco Unity password, and press #.
(If you forget your password, log on to the Cisco PCA and browse to the Personal Preferences page in the Cisco Unity Assistant to change it.)

In the following procedure, you use the Cisco Personal Communications Assistant (PCA) website to access the Cisco Unity Assistant and the Cisco Unity Inbox.

To Access the Cisco Unity Assistant and Cisco Unity Inbox

Step 1 Start Microsoft Internet Explorer.

Step 2 Go to
<http://<Cisco Unity server>/ciscopca>.
(Note that the URL is case-sensitive.)

Step 3 Log on to the Cisco PCA.

Step 4 Browse to the Cisco Unity Assistant or Cisco Unity Inbox pages.

Reference Information

Your Cisco Unity ID

Cisco PCA Website

Cisco Unity Domain

Cisco Unity Server

Cisco Unity System Administrator and/or Technical Support Contact Information

Additional Cisco Unity Documentation

Cisco Unity User Guide

Cisco Unity Phone Menus and Shortcuts

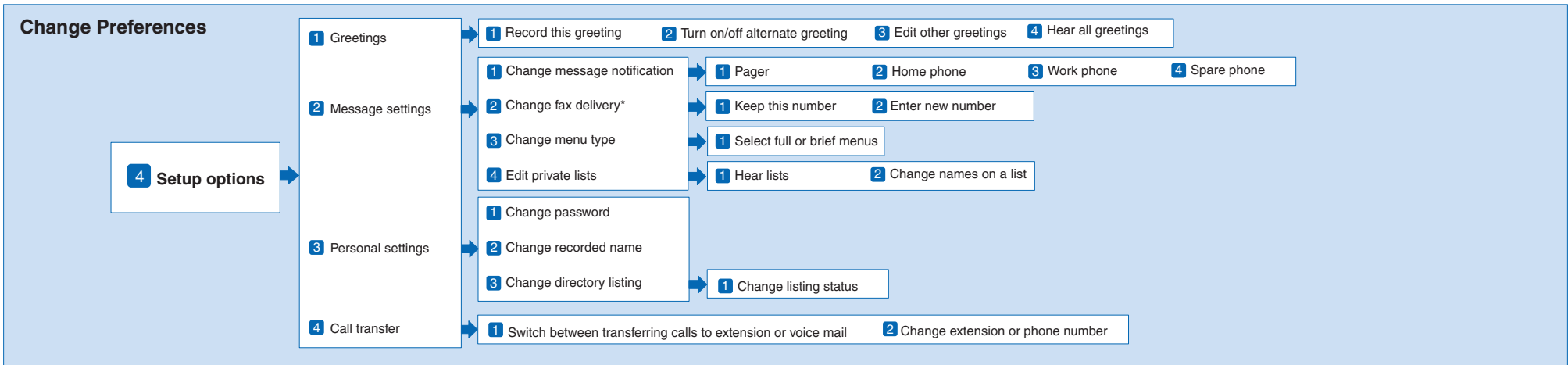
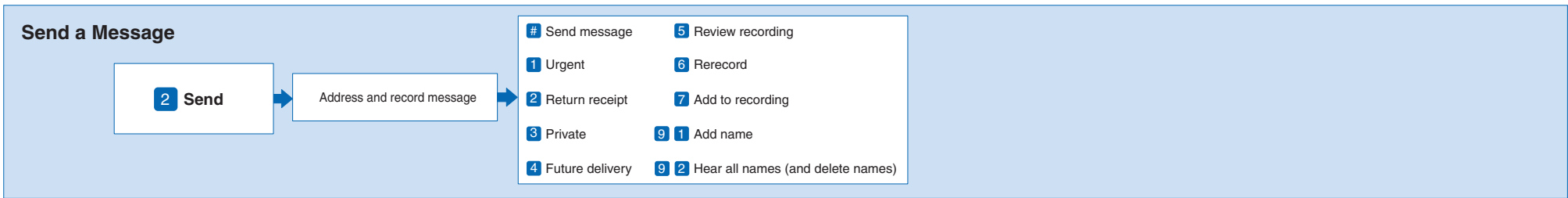
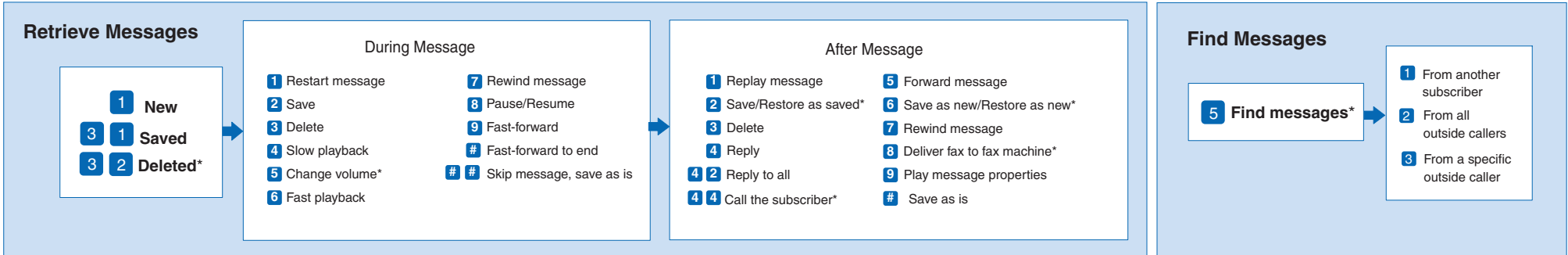
Corporate Headquarters
Cisco Systems, Inc.
170 West Tasman Drive
San Jose, CA 95134-1706
USA
<http://www.cisco.com>
Tel: 408 526-4000
800 553-NETS (6387)
Fax: 408 526-4100



Cisco, Cisco IOS, Cisco Systems, and the Cisco Systems logo are registered trademarks of Cisco Systems, Inc. or its affiliates in the United States and certain other countries. All other brands, names, or trademarks mentioned in this document or Website are the property of their respective owners. The use of the word partner does not imply a partnership relationship between Cisco and any other company. (0501R)

© 2006 Cisco Systems, Inc. All rights reserved.

01-9995-01
For Cisco Unity Voice Messaging with Microsoft Exchange.



Use These Keys Anytime

0 Help

***** Cancel or back up

*Not available on some systems.