



TECHNICAL REFERENCE



Identifying the new Cisco D9854-I Advanced Program Receiver and D9824 Multi Decryption Receiver Hardware Releases

- [1 Overview](#)
- [2 Identifying the D9854-I Receiver Hardware](#)
- [3 Identifying the D9824 with FEC and IP Input
If You Have Questions](#)

1 Overview

This document describes how users can identify the hardware versions of the Cisco D9854-I Advanced Program Receiver and the D9824 Multi Decryption Receiver units. The new hardware versions contain new functionality from the 4.00 software version.

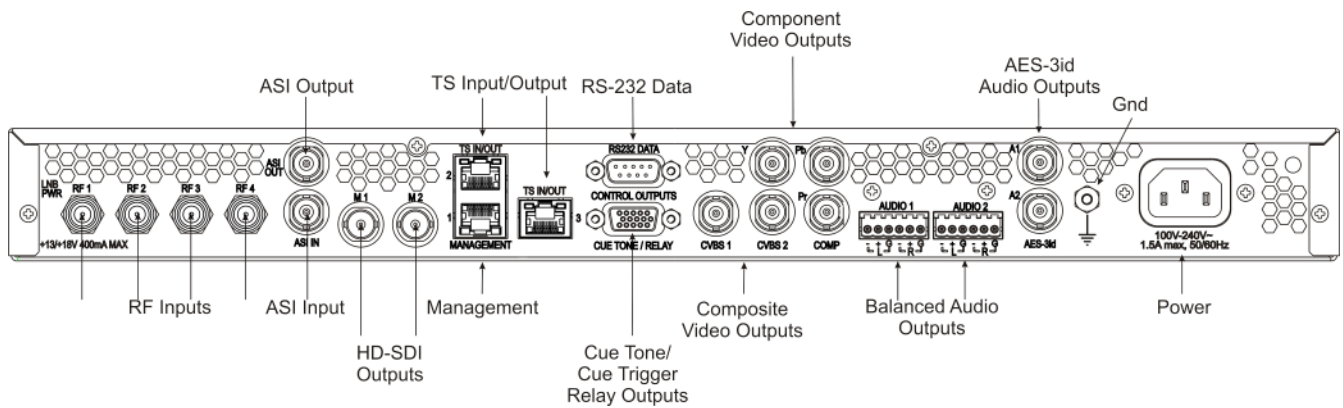
Audience

This document is intended for all users of the D9854-I Advanced Program Receiver and the D9824 Multi Decryption Receiver.

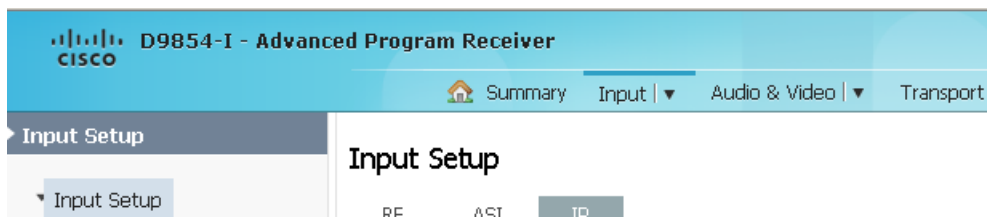
2 Identifying the D9854-I Receiver Hardware

The following is a list of ways to identify the new D9854-I unit:

- The front panel overlay has a new D9854-I label.
- The rear panel has new TS Input/Output connectors on the Ethernet port, as shown below.



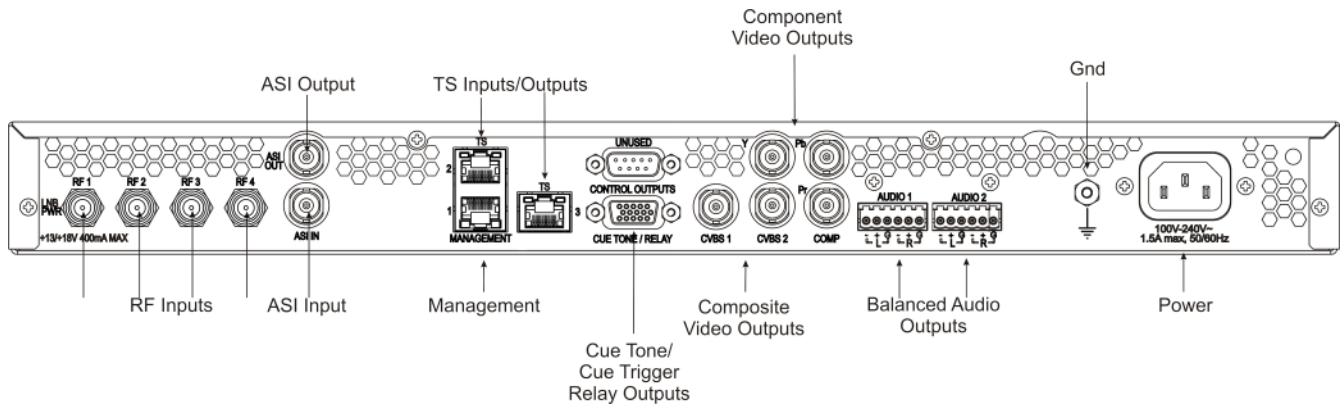
- The D9854-I is identified in the web GUI banner, as shown below.



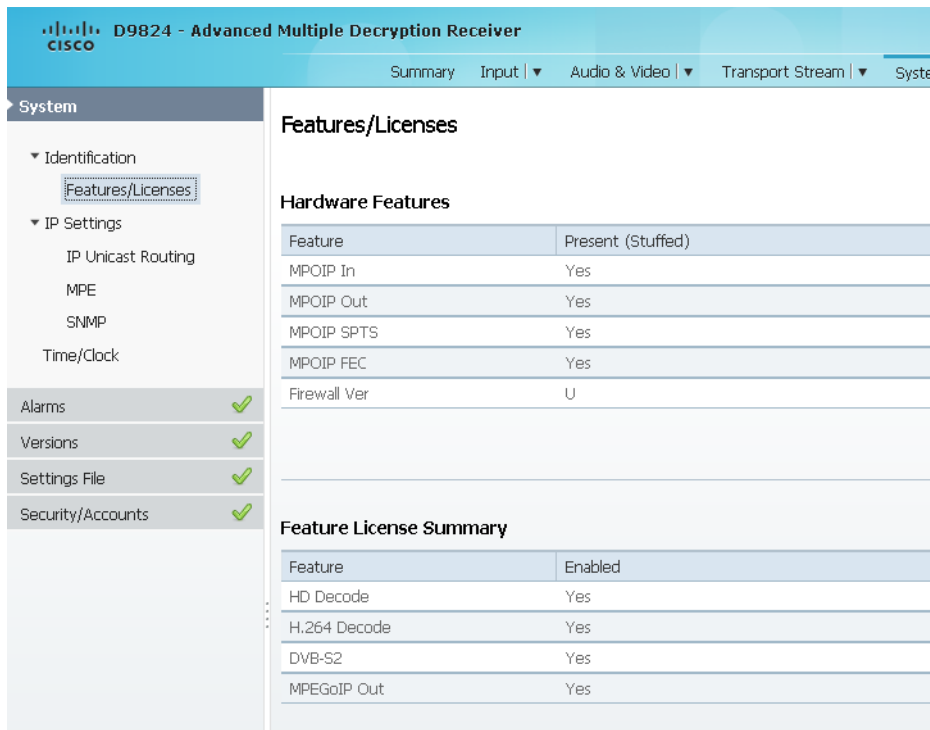
3 Identifying the D9824 with FEC and IP Input

The following is a list of ways to identify the new D9824 unit with FEC and IP Input:

- The rear panel TS Inputs/Outputs connector is labeled as TS instead of TS OUT on the Ethernet port, as shown below.



- The D9824 front panel About menu (Main: About: Features) indicates the installed features.
 - In the **Features** list, press up and down to scroll through the list of options.
 - Check that the **MPOIP In** and **MPOIP FEC** features are set to **Yes** in the **Installed** menu.
- In the D9824 web GUI, the Features/Licenses page displays the installed hardware options (**System Settings > Identification > Features/Licenses**), as shown below.



- Check that the **MPOIP In** and **MPOIP FEC** features are set to **Yes**.

If You Have Questions

If you have technical questions, contact Cisco Services at the following URL:

<http://www.cisco.com/web/services>

Cisco and the Cisco logo are trademarks or registered trademarks of Cisco and/or its affiliates in the U.S. and other countries. To view a list of Cisco trademarks, go to this URL: www.cisco.com/go/trademarks. Third-party trademarks mentioned are the property of their respective owners. The use of the word partner does not imply a partnership relationship between Cisco and any other company. (1110R)

Any Internet Protocol (IP) addresses used in this document are not intended to be actual addresses. Any examples, command display output, and figures included in the document are shown for illustrative purposes only. Any use of actual IP addresses in illustrative content is unintentional and coincidental.

© 2013 Cisco Systems, Inc. All rights reserved.



Americas Headquarters
Cisco Systems, Inc.
San Jose, CA

Asia Pacific Headquarters
Cisco Systems (USA) Pte. Ltd.
Singapore

Europe Headquarters
Cisco Systems International BV Amsterdam,
The Netherlands

Cisco has more than 200 offices worldwide. Addresses, phone numbers, and fax numbers are listed on the Cisco Website at www.cisco.com/go/offices.