



# Release Notes for Cisco uBR924 for Cisco IOS Release 12.1(1)T

---

March 27, 2000



**Note**

---

You can find the most current Cisco IOS documentation on Cisco Connection Online (CCO). These electronic documents may contain updates and modifications made after this document was published.

---

These release notes for the Cisco uBR924 cable access router describe the enhancements provided in Cisco IOS Release 12.1(1)T. These release notes are updated as needed to describe new features, memory requirements, hardware support, software platform deferrals, and changes to the microcode or modem code and related documents.

For a list of software caveats that apply to Release 12.1(1)T, see the “Caveats” section on page 19 and *Caveats for Cisco IOS Release 12.1 T*. The caveats document is updated for every maintenance release and is located on Cisco Connection Online (CCO) and the Documentation CD-ROM.

Use these release notes with *Cross-Platform Release Notes for Cisco IOS Release 12.1 T* located on CCO and the Documentation CD-ROM.



**Note**

---

Cisco IOS Release 12.1 T does not support the Cisco uBR904 cable access router, which is an end-of-life (EOL) product. However, Cisco IOS Release 12.1 images do support the Cisco uBR904 router and include the current caveat fixes.

---

## Contents

These release notes describe the following topics:

- Introduction, page 2
- System Requirements, page 4
- New and Changed Information, page 9
- Limitations and Restrictions, page 13



---

Corporate Headquarters: Cisco Systems, Inc., 170 West Tasman Drive, San Jose, CA 95134-1706 USA

Copyright © 2000. Cisco Systems, Inc. All rights reserved.

OL-0385-01 (3/2000)

- Important Notes, page 14
- Caveats, page 19
- Related Documentation, page 23
- Obtaining Documentation, page 28
- Obtaining Technical Assistance, page 29

## Introduction

The DOCSIS-based Cisco uBR924 cable access router gives residential or small office/home office (SOHO) subscribers high-speed Internet or Intranet access. The Cisco uBR924 cable access router supports both data traffic and packet voice and fax traffic via a shared two-way cable system and IP backbone network. The Cisco uBR924 cable access router connects computers and other customer premises devices at a subscriber site to the service provider's cable, hybrid/fiber coax (HFC), and IP backbone network.

The Cisco uBR924 cable access router is based on Data-Over-Cable Service Interface Specifications (DOCSIS) and interoperate with any bidirectional, DOCSIS-qualified Cable Modem Termination System (CMTS). The Cisco uBR924 cable access router ships from the Cisco factory with a Cisco IOS software image stored in nonvolatile Flash memory that supports DOCSIS-compliant bridging data operations. The Cisco uBR924 cable access router functions as a cable modem at the subscriber site to convey data communications on the cable television system.

**Note**

---

For information on new features and Cisco IOS commands supported by Release 12.1 T, see “New and Changed Information” section on page 9 and “Related Documentation” section on page 23.

---

Based on the feature licenses your company purchased, other Cisco IOS images can be downloaded from Cisco Connection Online (CCO). Special operating modes, based on your service offering and the practices in place for your network, can be supported for the Cisco uBR924 router, based on the available images in Cisco IOS Release 12.1(1)T. The Cisco uBR924 cable access router can also function as an advanced router, providing wide area network (WAN) data connectivity in a variety of configurations.

**Note**

---

All Cisco uBR924 cable access router images support DOCSIS Baseline Privacy Interface (BPI) encryption. BPI is subject to export restrictions.

---

## Cisco uBR924 Cable Access Router



The Cisco uBR924 cable access router features a single F-connector interface to the cable system, four RJ-45 (10BaseT Ethernet) hub ports, two RJ-11 Foreign Exchange Station (FXS) voice ports, one RJ-11 port for an optional backup analog telephone line connection, and one RJ-45 console port to connect to a laptop computer/console terminal for local Cisco IOS configuration. The Cisco uBR924 cable access router supports voice and data Cisco IOS software images; available feature sets include Easy IP, Cisco Secure Integrated Software (Firewall Phase II), L2TP, and IPSec encryption.

# Early Deployment Releases

These release notes describe the Cisco uBR924 cable access router for Cisco IOS Release 12.1(1)T, which is an early deployment (ED) release based on Cisco IOS Release 12.1. Early deployment releases contain fixes for software caveats and support for new Cisco hardware and software features.

Table 1 shows recent early deployment releases of the Cisco uBR924 cable access router:

**Table 1** Early Deployment Releases for the Cisco uBR924 Cable Access Router

ED Release	Maintenance Release	Additional Software Features	Availability
Release 12.1 T	(1)	<ul style="list-style-type: none"> <li>• Cable Monitor Web Diagnostics Tool</li> <li>• Cisco Cable Clock Card Support</li> <li>• DOCSIS 1.0+ Extensions—Dynamic Multi-SID Assignment and Concatenation</li> <li>• Dynamic Host Configuration Protocol (DHCP) Proxy Support</li> <li>• H.323 Enhancements</li> <li>• Secure Shell Server (SSH) Support</li> <li>• SNMP Enhancements</li> </ul>  <p><b>Note</b> Release 12.1 T also includes the features from Release 12.0 T and Release 12.0(7)XR.</p>	Now
Release 12.0 XR1	(7)	<ul style="list-style-type: none"> <li>• DOCSIS 1.0+ Extensions—Dynamic Multi-SID Assignment and Concatenation</li> <li>• VPN Enhancements—Dynamic Crypto Map</li> <li>• NetRanger Support—Cisco IOS Intrusion Detection</li> <li>• Firewall (Phase II)—Cisco Secure Integrated Software</li> <li>• SGCP 1.1</li> <li>• SGCP MIB</li> </ul>	Now
Release 12.0 XR	(7)	<ul style="list-style-type: none"> <li>• DOCSIS 1.0+ Extensions—Dynamic Multi-SID Assignment and Concatenation</li> </ul>  <p><b>Note</b> Excludes VPN, Firewall (Phase II) and Triple DES found in 12.0(7)T.</p>	Now

**Table 1** Early Deployment Releases for the Cisco uBR924 Cable Access Router (continued)

ED Release	Maintenance Release	Additional Software Features	Availability
Release 12.0 T	(7)	<ul style="list-style-type: none"> <li>• VPN Enhancements—Dynamic Crypto Map</li> <li>• NetRanger Support—Cisco IOS Intrusion Detection</li> <li>• Cisco Secure Integrated Software (Firewall Phase II)</li> <li>• SGCP 1.1</li> <li>• SGCP MIB</li> </ul>	Now
Release 12.0 T	(5)	<ul style="list-style-type: none"> <li>• Fax support over the cable network</li> <li>• Advanced data feature sets: <ul style="list-style-type: none"> <li>– DOCSIS Baseline Privacy (BPI)</li> <li>– IPSec—56-bit encryption/decryption at network layer (Phase I)</li> <li>– 3DES—Triple DES (Phase I): 168-bit encryption/decryption at network layer (Phase I)</li> <li>– L2TP—Layer 2 tunneling protocol (Phase I)</li> <li>– Firewall (Phase I)—Cisco Secure Integrated Software</li> </ul> </li> <li>• Enhanced VoIP feature integration</li> <li>• Enhanced bridging functionality</li> </ul>	Now
Release 12.0 XI1	(4)	<ul style="list-style-type: none"> <li>• Full and DOCSIS-compliant bridging</li> <li>• Network address translation and port address translation (NAT/PAT)</li> <li>• Radio frequency interface</li> <li>• Routing (RIP V2)</li> </ul>	Now

## System Requirements

This section describes the system requirements for Cisco IOS Releases 12.1(1)T:

- Memory Requirements, page 5
- Headend Interoperability, page 6
- Hardware Supported, page 7
- Determining the Software Version, page 7
- Upgrading to a New Software Release, page 7
- Feature Set Tables, page 8

## Memory Requirements

Table 2 lists the Cisco IOS Release 12.1 T feature sets for the Cisco uBR924 cable access router. The image subset legend for Table 2 is as follows:

- y5=Reduced IP image with Easy IP functionality (PAT/NAT/DHCP server)
- v4=Voice set
- s=Plus set includes L2TP
- o=Firewall (Phase I) feature set
- o3=Firewall (Phase II) feature set
- k1=DOCSIS baseline privacy
- 56i=56-bit IPsec
- k2=Triple DES (Phase I)

**Table 2** *Memory Requirements for the Cisco uBR924 Cable Access Router, Release 12.1(1)T Feature Sets*

Feature Set Matrix Term	Image Name	Minimum Flash Memory	Minimum DRAM Memory	Runs From
<b>Cisco uBR924 Cable Access Router (Voice and Data Images)</b>				
Home Office—Base image with Easy IP and Voice	ubr920-k1v4y5-mz	4 MB Flash	16 MB DRAM	RAM
Value Telecommuter—Easy IP, Voice, and IPsec 56	ubr920-k1sv4y556i-mz\	4 MB Flash	16 MB DRAM	RAM
Performance Telecommuter—Easy IP, Voice, and IPsec 3DES	ubr920-k1k2sv4y5-mz	4 MB Flash	16 MB DRAM	RAM
Value Small Office—Easy IP, Voice, FW, and IPsec 56	ubr920-k1o3sv4y556i-mz	4 MB Flash	16 MB DRAM	RAM
Performance Small and Branch Office—Easy IP, Voice, FW, and IPsec 3DES	ubr920-k1k2o3sv4y5-mz	4 MB Flash	16 MB DRAM	RAM

<sup>1</sup>FW—Firewall—Cisco Secure Integrated Software



### Note

Cisco IOS Release 12.1(1)T supports fewer software images (five separate images) for the Cisco uBR924 cable access router than Release 12.0 (which supported 14 separate images). The new simplified set of software images are a superset of the images supported in the previous releases, allowing for an easy upgrade path from Release 12.0 to Release 12.1. All of the images shown in Table 2 support both the Easy IP and Voice feature sets; the IPsec and Firewall feature sets are supported as shown.

## Headend Interoperability

### Cisco Cable Clock Card Support

When using Cisco IOS Release 12.1(1)T or greater, the Cisco uBR924 cable access router automatically supports the Cisco Cable Clock Card feature for voice traffic when the CMTS is a Cisco uBR7200 series universal broadband router with the Cisco Cable Clock Card feature.

### DOCSIS 1.0+ Extensions

Cisco IOS Release 12.1(1)T images support the Cisco DOCSIS 1.0+ Extensions, which include dynamic multi-SID assignment and concatenation. To use the dynamic multi-SID and concatenation features, both the Cisco uBR924 router and the CMTS router must have support them. If you are using the Cisco uBR7200 series headend equipment as the CMTS router, Cisco IOS Release 12.0(7)XR, Release 12.1(1)T, or greater is required on both the Cisco uBR924 cable access router and the CMTS router to ensure these features are activated.

To configure the Cisco uBR924 cable access router to support multiple classes of service, use either the Cisco Subscriber Registration Center (CSRC) tool or the configuration file editor of your choice. DOCSIS configuration files can contain multiple classes of service (CoS) to support voice. The first CoS is used for data (and voice if no other CoS is defined), and up to three additional classes of service can be defined to give higher priority for voice traffic.

### IPSec Encryption Support

To use IPSec encryption, both the Cisco uBR924 cable access router and the destination endpoint must both support IPSec encryption and be configured for the same encryption policy. The endpoint is typically an IPSec gateway such as a peer router, PIX firewall, or other device that can be configured for IPSec. (The CMTS does not need to support IPSec encryption unless it is desired that the CMTS act as an IPSec gateway.)

**Note**

---

The IPSec feature set encrypts traffic sent between endpoints, such as between two Cisco uBR924 cable access routers, to protect traffic sent across the Internet and other unprotected networks. The DOCSIS BPI feature encrypts traffic on the cable interface, between the Cisco uBR924 cable access router and the CMTS. To use BPI encryption, both the Cisco uBR924 cable access router and the CMTS must support and enable BPI encryption.

---

### Voice Protocol Support

When using a voice-enabled Cisco IOS Release 12.1(1)T image, the Cisco uBR924 cable access router can packetize and transport voice in compliance with the H.323 protocol. H.323v2 is integrated in Cisco gatekeeper/gateway products, such as the Cisco 2600 series and Cisco 3600 series, using Cisco IOS Release 12.0(5)T. The gatekeeper must be running Cisco IOS Release 12.0(5)T or greater to support registration of the full E.164 address for each Cisco uBR924 cable access router voice port.

The Cisco uBR924 cable access router also supports the Simple Gateway Control Protocol (SGCP) when using voice-enabled Cisco IOS Release 12.1(1) images. SGCP is an alternative to the H.323 protocol that provides signaling and feature negotiation via a remote Call Agent (CA). SGCP eliminates the need for a dial plan mapper. It also eliminates the need for static configuration on the router to map IP addresses to telephone numbers because this function is provided by the remote CA.

## Hardware Supported

The Cisco uBR924 cable access router contains:

- A single F-connector interface to the cable system.
- Four RJ-45 (10BaseT Ethernet) hub ports to connect:
  - Up to three computers directly to the four Ethernet hub ports at the rear of the Cisco uBR924 router when operating in bridging mode. When operating in routing mode, all four Ethernet hub ports can be connected directly to four computers.
  - One of the four Ethernet hub ports at the rear of the Cisco uBR924 router can be connected to an Ethernet hub, which then connects additional computers or devices at the site when operating in routing or bridging mode.
- Two RJ-11 Foreign Exchange Station (FXS) ports connects telephones and fax devices to the cable system and IP backbone; the router ships from the Cisco factory with the voice ports enabled. The FXS ports on the Cisco uBR924 router can be connected to analog telephones or fax machines but cannot be used for PBX extensions.
- One RJ-11 port connects to a standard, analog telephone line (optional) to provide a backup Plain Old Telephone Service (POTS) connection to the Public Switched Telephone Network (PSTN). The backup port becomes operational if the Cisco uBR924 router loses power or its connection to the cable network.
- One RJ-45 console port (optional) to connect to a laptop computer or console terminal when locally configuring the Cisco uBR924 router; the router ships from the Cisco factory with the console port enabled.

## Determining the Software Version

To determine the version of Cisco IOS software running on your Cisco uBR924 cable access router, log into the Cisco uBR924 cable access router and enter the **show version EXEC** command:

For the Cisco uBR924 cable access router:

```
router# show version
Cisco Internetwork Operating System Software
IOS (tm) 920 Software (ubr920-k1v4y5-mz), Version 12.1(1)T, RELEASE SOFTWARE
```

## Upgrading to a New Software Release

For general information about upgrading to a new software release, see *Cisco IOS Upgrade Ordering Instructions* on CCO located at:

[http://www.cisco.com/warp/public/cc/cisco/mkt/ios/prodlit/957\\_pp.htm](http://www.cisco.com/warp/public/cc/cisco/mkt/ios/prodlit/957_pp.htm)

For information about upgrading to Cisco IOS Release 12.1, see the product bulletin *Cisco IOS Software Release 12.1 Upgrade Paths and Packaging Simplification* on CCO at:

**Service & Support: Software Center: Cisco IOS Software: Product Bulletins: Software**  
Under **Cisco IOS 12.1**, click **Cisco IOS Software Release 12.1 Upgrade**

**Note**

You must have an account with CCO to access this site.

## Feature Set Tables

Cisco IOS software is packaged in feature sets consisting of software images—depending on the platform. Each feature set contains a specific set of Cisco IOS features.

**Caution**

Cisco IOS images with strong encryption (including, but not limited to, 168-bit [3DES] data encryption feature sets) are subject to United States government export controls and have limited distribution. Strong encryption images to be installed outside the United States may require an export license. Customer orders may be denied or subject to delay due to United States government regulations. When applicable, the purchaser/user must obtain local import and use authorizations for all encryption strengths. Contact your sales representative or distributor for more information, or send an e-mail to [export@cisco.com](mailto:export@cisco.com).

Table 3 lists the voice and data software images by feature sets for the Cisco uBR924 cable access router. This table uses the following conventions:

- Yes—The feature is supported in the feature set.
- No—The feature is not supported in the feature set.

**Note**

These feature set tables might contain a selected list of features. These tables might not be cumulative—nor do they list all the features in each image.

**Table 3** *Feature List by Feature Set for the Cisco uBR924 Cable Access Router Voice and Data*

Features	Software Images by Feature Set Matrix Term				
	Base Image with Voice	Value Telecommuter	Performance Telecommuter	Value Small Office	Performance Small and Branch Office
Baseline Privacy Interface (BPI) Encryption	Yes	Yes	Yes	Yes	Yes
Baseline Privacy Interface (BPI) MIB	Yes	Yes	Yes	Yes	Yes
Cable Device MIB (RFC 2669)	Yes	Yes	Yes	Yes	Yes
Cable Monitor	Yes	Yes	Yes	Yes	Yes
Cisco Secure Integrated Software (Firewall)	No	No	No	Yes	Yes
Cisco Standard MIBs	Yes	Yes	Yes	Yes	Yes
Cisco Voice MIBs	Yes	Yes	Yes	Yes	Yes
DHCP Proxy Support	Yes	Yes	Yes	Yes	Yes

**Table 3 Feature List by Feature Set for the Cisco uBR924 Cable Access Router Voice and Data (continued)**

Features	Software Images by Feature Set Matrix Term				
	Base Image with Voice	Value Telecommuter	Performance Telecommuter	Value Small Office	Performance Small and Branch Office
DOCSIS 1.0+ Extensions (Dynamic multi-SID assignment and concatenation)	Yes	Yes	Yes	Yes	Yes
DOCSIS-Compliant Bridging	Yes	Yes	Yes	Yes	Yes
Easy IP	Yes	Yes	Yes	Yes	Yes
H.323v2 Protocol	Yes	Yes	Yes	Yes	Yes
IPSec Encryption with 56-bit DES	No	Yes	Yes	Yes	Yes
IPSec Encryption with Triple DES (3DES)	No	No	Yes	No	Yes
Layer 2 Tunneling Protocol (L2TP)	No	Yes	Yes	No	Yes
Radio Frequency Interface MIB (RFC 2670)	Yes	Yes	Yes	Yes	Yes
Routing (RIP V2)	Yes	Yes	Yes	Yes	Yes
Secure Shell (SSH)—56-bit encryption	Yes	Yes	Yes	Yes	Yes
Secure Shell (SSH)—3DES encryption	No	No	Yes	No	Yes
SGCP MIB	Yes	Yes	Yes	Yes	Yes
Simple Gateway Control Protocol (SGCP)	Yes	Yes	Yes	Yes	Yes

## New and Changed Information

The following sections list the new hardware and software features supported by the Cisco uBR924 cable access router.

### No New Hardware Features in Release 12.1(1)T

Cisco IOS Release 12.1(1)T does not contain any new hardware features for the Cisco uBR924 cable access router.

### New Software Features in Release 12.1(1)T

The following new software features are supported by the Cisco uBR924 cable access router for Release 12.1(1)T. For more information on these features, see the documentation listed in the “Related Documentation” section on page 23.

## Cable Monitor Web Diagnostics Tool

The Cable Monitor is a web-based diagnostic tool to display the current status and configuration of the Cisco uBR924 router. The Cable Monitor can also be used when the cable network is down, providing an easy way for subscribers to provide necessary information to service technicians and troubleshooters.

The Cable Monitor is introduced in Cisco IOS Release 12.1(1)T.

## Cisco Cable Clock Card Support

When using Cisco IOS Release 12.1(1)T or greater, the Cisco uBR924 cable access router automatically supports the Cisco Cable Clock Card feature for voice traffic when the CMTS is a Cisco uBR7200 series universal broadband router with the Cisco Cable Clock Card feature. This feature can enhance reliability in a voice network and reduce delay and jitter in the voice traffic.

## DOCSIS 1.0+ Extensions

In addition to the other QoS features, DOCSIS 1.1 supports a number of features that are required for the delivery of high quality voice traffic. To use these features before the DOCSIS 1.1 specification is finalized, Cisco has created the DOCSIS 1.0+ extensions that contain the most important of these features.

- **Concatenation**—DOCSIS concatenation combines multiple upstream packets into one packet to reduce packet overhead and overall latency, as well as increase transmission efficiency. Using concatenation, a DOCSIS cable modem makes only one bandwidth request for multiple packets, as opposed to making a different bandwidth request for each individual packet; this technique is especially effective for bursty real-time traffic, such as voice calls.
- **Dynamic Multi-SID Assignment**—To give priority to voice traffic, the Cisco uBR924 router assigns a different SID to each voice port. Without the DOCSIS 1.0+ extensions, the router creates these SIDs during the provisioning process, and the SIDs remain in effect until the router is rebooted with a different configuration. As part of this process, a minimum guaranteed bandwidth is permanently allocated to the voice ports; this bandwidth is reserved to the voice ports even if no calls are being made.

To avoid potentially wasting bandwidth in this manner, the DOCSIS 1.0+ extensions support the dynamic creation of multiple SIDs. New MAC messages dynamically add, delete, and modify SIDs when needed. When a phone connected to the router is taken off-hook, the Cisco uBR924 router creates a SID that has the QoS parameters needed for that particular voice call. When the call terminates, the router deletes the SID, releasing its bandwidth for use elsewhere.

The DOCSIS 1.0+ features are introduced in Cisco IOS Software Release 12.0(7)XR and 12.1(1)T.



### Note

Both the Cisco uBR924 cable access router and the CMTS must support the dynamic multi-SID and concatenation features for them to be used on the cable network. If you are using the Cisco uBR7200 series universal broadband router as the CMTS, Cisco IOS Release 12.0(7)XR or 12.1(1)T (or later) is required on both the Cisco uBR924 and Cisco uBR7200 series routers to use these features.

## Dynamic Host Configuration Protocol Proxy Support

The DHCP Proxy Support feature helps to automate the configuration of the Cisco uBR924 cable access router in two situations:

- When the Cisco uBR924 cable access router is configured for routing mode, an IP address must be assigned to its Ethernet interface. The DHCP Proxy Support feature allows an external DHCP server to assign an IP address to the Ethernet interface, as opposed to having to assign it manually with the appropriate CLI commands.
- When network address translation (NAT) is used, an inside global address pool must be created on the Ethernet interface. The DHCP Proxy Support feature allows a DHCP server to assign an IP address that automatically creates the NAT address pool, as opposed to manually specifying a static IP address with the appropriate CLI commands.

When configured for DHCP Proxy Support, during startup the Cisco uBR924 cable access router sends a proxy DHCP request to the DHCP server using the Ethernet interface's MAC address. The DHCP server replies with a second IP address that the router assigns to either the Ethernet interface or to the NAT pool, depending on which option was specified.

## H.323 Enhancements

Cisco IOS Release 12.1(1)T adds a number of H.323v2 features for voice support.

- Fast Connect—This H.323v2 feature allows connections for the most common types of calls to be created without establishing a separate H.245 control channel.
- H.245 Tunneling—Supports two H.245 features during a call without having to establish an H.245 channel:
  - DTMF digit relay—Dual-tone multifrequency (DTMF) tones are often used during a voice call to convey information, such as entering an account number voicemail commands. Certain forms of compression (such as G.729 and G.723.1) might interfere with these tones, so they must be transmitted “out of band,” separated from the encoded voice stream.
  - Hookflash relay—Many types of PBX and telephone switches give a special meaning to a hookflash (quickly depressing and releasing the hook on your telephone). Because this creates a voltage change that cannot be transmitted across an IP network, the H.323 protocol can send an H.245 User Input Indication message to convey the hookflash to the remote end.

This feature is introduced in Cisco IOS Release 12.0(7)XR and Release 12.1(1)T.

## Secure Shell Server Support

The Cisco uBR924 router supports the Secure Shell (SSH) Version 1 protocol, which allows network administrators to make a secure Telnet connection with the router. SSH provides for authentication and encryption at the application layer, providing a secure connection even when BPI or IPsec authentication and encryption are not used at the network layer.

By default, the SSH feature uses 56-bit DES encryption. Higher security 168-bit 3DES encryption is available when using Cisco IOS images that support 3DES IPsec encryption. (The SSH client must also support the same level of encryption.)

This feature is introduced in Cisco IOS Release 12.1(1)T.

**Note**

In Release 12.1(1)T the Cisco uBR924 router functions only as an SSH server; the router cannot operate as an SSH client, which would allow users already logged in to the router to make another SSH Telnet connection to another Cisco router.

## SNMP Enhancements

Cisco IOS Release 12.1(1)T adds support for RFC 2669 and RFC 2670 to the DOCS-CABLE-DEVICE-MIB and DOCS-IF-MIB MIBs, respectively.

## New Hardware Features in Release 12.1(1)

The following new hardware features are supported by the Cisco uBR924 cable access router for Release 12.1(1).

- FXS VoIP ports—V1+2 and V2—for uBR924 cable access router only

## New Software Features in Release 12.1(1)

The following new software features are supported by the Cisco uBR924 cable access router for Release 12.1(1).

### Software Features

- DOCSIS Baseline Privacy Interface (BPI)
- Easy IP—DHCP Server and NAT/PAT
- Enhanced Bridging
- Fax
- Cisco Secure Integrated Software (Firewall Phase I and II)
- Full and DOCSIS-Compliant Bridging
- IPSec Encryption (56-bit and 3DES)
- Layer 2 Tunneling Protocol
- NetRanger Support—Cisco IOS Intrusion Detection
- Routing (RIP V2)
- Simple Gateway Control Protocol (SGCP) 1.1
- Voice Support—using H.323 (V2) and SGCP protocols
- VPN Enhancement—Dynamic Crypto Map

### Management Information Base (MIB) Features

- Baseline Privacy Interface (BPI) MIBs
- Cable Device MIBs
- Cisco Standard MIBs

- Cisco Voice MIBs
- Radio Frequency Interface MIBs
- SGCP MIB

## Limitations and Restrictions

This section describes warnings and cautions about using Cisco IOS Release 12.1(1)T software.

### Bridging Support

The Cisco uBR924 cable access router interoperates with DOCSIS cable networks. Cisco IOS Release 12.1T does not support bridging traffic across a non-DOCSIS cable network.

### GRE IP Tunnels are Not Supported

GRE IP tunnels cannot be built between two Cisco uBR924 cable access routers because GRE IP tunnels are not supported in any Cisco IOS image for the Cisco uBR924 cable access routers. IPsec tunnels, however, are supported when using Cisco IOS images that support IPsec encryption.

### Using Multiple PCs with the Cisco uBR924 Cable Access Router

The MAX CPE parameter in a Cisco uBR924 cable access router's DOCSIS configuration file determines how many PCs (or other CPE devices) are supported by the Cisco uBR924 cable access router. The default value for the MAX CPE parameter is 1, which means only one PC can be connected to the Cisco uBR924 cable access router.

The DOCSIS 1.0 specification states that a CMTS cannot age-out MAC addresses for CPE devices, so the first PC that is connected to the Cisco uBR924 cable access router is normally the only one that the CMTS recognizes as valid. If a subscriber replaces an existing PC or changes its network interface card (NIC) to one that has a different MAC address, the CMTS will refuse to let the PC come online because this would exceed the maximum number of CPE devices specified by the MAX CPE parameter. A similar thing would happen if a user decides to move a PC from one Cisco uBR924 router to another.

To allow a subscriber to replace an existing PC or NIC, the following workarounds are possible:

- If using a Cisco uBR7200 series router as the CMTS, enter the **clear cable host MAC address** command on the Cisco uBR7200 series router to remove the PC's MAC address from the router's internal address tables. The new PC will be rediscovered and associated with the correct Cisco uBR924 cable access router during the next DHCP lease cycle.
- Increase the value of the MAX CPE parameter in the Cisco uBR924 cable access router's DOCSIS configuration file so that it can accommodate the desired number of PCs. Reset the Cisco uBR924 cable access router to force it to load the new configuration file.

## Using the Reset Switch

The reset switch on the back panel of the Cisco uBR924 cable access router is recessed to prevent accidental resets of the router. To depress the switch, use a blunt object, such as a pen or pencil point; do not use a sharp object, such as a knife or awl, because this could damage the switch and the router's circuitry.

## Important Notes

This section contains important information about using Cisco IOS Release 12.1(1)T software.

## Supplemental and Corrected Text for the Online Feature Module

*Troubleshooting Tips for the uBR924 Cable Access Router, page 15, indicates:*

“Some CATV systems use alternative frequency plans such as the IRC (Incrementally Related Carrier) and HRC (Harmonically Related Carrier) plans. Most of the IRC channel slots overlap the EIA plan. The HRC plan is not supported by Cisco's cable access routers since so few cable plants are using this plan.”

The correction should read:

“For the Cisco uBR924 cable access router, both the IRC (Incrementally Related Carrier) and HRC (Harmonically Related Carrier) plans are supported. Most of the IRC channel slots overlap the EIA plan. For the Cisco uBR924 cable access router, both the IRC and HRC plans are supported.

“The list of downstream search bands added for HRC have appropriate center frequencies and step values for an HRC channel plan. The expanded search band list may increase the amount of time required by the Cisco uBR924 cable access router to acquire the downstream signal on the HRC channel plan, which can add to the total time for complete registration of the modem the very first time it is added to the cable system.”

## Supported MIBs

The Cisco uBR924 cable access router supports the following categories of MIBs:

- Cable device MIBs—These MIBs are for DOCSIS-compliant cable modems and CMTS to record statistics related to the configuration and status of the cable modem. These MIBs include support for the MIB attributes defined in RFC 2669.
- Cisco's standard MIBs—These MIBs are common across most of Cisco's router platforms. If your network management applications are already configured to support other Cisco routers, such as the Cisco 2600 series or Cisco 7200 series, no further configuration is needed unless the version of Cisco IOS software being used has updated these MIBs.
- Cisco voice MIBs—These MIBs are common across Cisco's router platforms that support Voice over IP (VoIP). These MIBs provide access to voice-related parameters and statistics, including the SGCP protocol.
- Radio Frequency Interface MIBs—These MIBs are for DOCSIS-compliant radio frequency interfaces in cable modems and CMTS. This MIB includes support for the MIB attributes defined in RFC 2670.

- **SNMP standard MIBs**—These are the MIBs required by any agent supporting SNMPv1 or SNMPv2 network management.
- **Cable-specific MIBs**—These MIBs provide information about the cable interface and related information on the Cisco uBR924 cable access router. They include both DOCSIS-required MIBs and Cisco-specific enterprise MIBs. If your network management applications have not already been configured for the Cisco uBR924 cable access router, these MIBs must be loaded.
- **Deprecated MIBs**—These MIBs were supported in earlier releases of Cisco IOS software but have been replaced by more standardized, scalable MIBs. Network Management applications and scripts should convert to the replacement MIBs as soon as possible.

## Cable Device MIBs

The Cisco uBR924 cable access router supports the Cable Device MIB, which is defined by RFC 2669 and describes DOCSIS-compliant cable modems and CMTS. The Cable Device MIB records statistics related to the configuration and status of the cable modem. Statistics include an events log and device status. The following list details the components of the Cable Device MIB:

- **docsDevBase** group extends the MIB-II “system” group with objects needed for cable device system management.
- **docsDevNmAccess** group provides a minimum level of SNMP access security.
- **docsDevSoftware** group provides information for network downloadable software upgrades.
- **docsDevServer** group provides information about the progress of interaction with various provisioning servers.
- **docsDevEvent** group provides information about the progress of reporting.
- **docsDevFilter** group configures filters at link layer and IP layer for bridge data traffic.

The Cable Device MIB is very similar to the RFI MIB in that both allow access to statistics; they are different in that the Cable Device MIB reports statistics on the cable modem, and the RFI MIB reports statistics on the radio frequency transmissions over the cable television line.

## Cisco Standard MIBs

The Cisco uBR924 cable access router supports the Cisco Standard MIBs, which consist of the following components:

- CISCO-PRODUCT-MIB
- CISCO-SYSLOG-MIB
- CISCO-FLASH-MIB
- BRIDGE-MIB
- IF-MIB
- CiscoWorks/CiscoView support



### Note

The *Cisco Management Information Base (MIB) User Quick Reference* publication is no longer published. For the latest list of MIBs supported by Cisco, see the *Cisco Network Management Toolkit* on Cisco Connection Online (CCO). From the CCO home page, click on this path: **Service & Support: Software Center: Network Mgmt Products: Cisco Network Management Toolkit: Cisco MIB**

## Cisco Voice MIBs

The Cisco uBR924 cable access router supports the Cisco Voice MIBs are supported, which consist of the following components:

- CISCO-VOICE-IF-MIB
- CISCO-VOICE-DIAL-CONTROL-MIB
- CISCO-VOICE-ANALOG-MIB
- CISCO-DIAL-CONTROL-MIB
- DIAL-CONTROL-MIB
- SGCP-MIB

## Radio Frequency Interface MIBs

The Cisco uBR924 cable access router supports the Radio Frequency Interface (RFI) MIB. The RFI MIB module is defined in RFC 2670 and describes DOCSIS-compliant radio frequency interfaces in cable modems and CMTS. On the cable modem, RFI MIB entries provide:

- Upstream and downstream channel characteristics
- Class of service attributes
- Physical signal quality of the downstream channels
- Attributes of cable access router MAC interface
- Status of several MAC layer counters

The RFI MIB includes tables describing both the CMTS and the cable modem side of the cable interface. All cable modem tables are implemented.

With IPSec, data can be transmitted across a public network without fear of observation, modification, or spoofing. This enables applications such as VPNs, extranets, and remote user access.

IPSec services are similar to those provided by Cisco Encryption Technology, a proprietary Cisco security solution. However, IPSec provides a more robust security solution, and is standards based.

## SGCP MIBs

The Cisco uBR924 cable access router supports the Simple Gateway Control Protocol (SGCP) Management Information Bases (MIBs). The SGCP MIBs support configuration, performance, and fault management of the SGCP interface. The SGCP MIBs components are as follows:

- **xgcpInBadVersions**—Number of incoming messages delivered to the protocol entity and that are for an unsupported protocol version
- **xgcpRequestTimeOut**—Timeout value used for retransmitting an unacknowledged message
- **xgcpRequestRetries**—Number of retries for a request that exceeds timeout
- **xgcpAdminStatus**—Desired state of the protocol entity
- **xgcpOperStatus**—Current operational status of the protocol entity
- **xgcpUnRecognizedPackets**—Number of unrecognized packets since reset
- **xgcpMsgStatTable**—Table that contains SGCP statistics information since reset

- **xgcpMsgStatEntry**—Row in the xgcpMsgStatTable that contains information about SGCP message statistics per IP address of the Media Gateway Controller (MGC)
- **xgcpIPAddress**—IP address of the MGC
- **xgcpSuccessMessages**—Number of successful messages that communicate with the MGC on that IP address
- **xgcpFailMessages**—Number of failed messages that communicate with the MGC on that IP address
- **xgcpUpDownNotification**—Notification sent when the protocol status changes between up and down

## Cable-Specific MIBs

Table 4 shows the cable-specific MIBs that are supported on the Cisco uBR924 cable access router. This table also provides a brief description of each MIB's contents and the Cisco IOS software release in which the MIB was initially functional—earlier releases might have had unsupported prototype versions of the MIB; later releases might have added new attributes and functionality.




### Note

The names given in Table 4 are the filenames for the MIBs as they exist on Cisco's FTP site (<ftp://ftp.cisco.com/pub/mibs/> or <http://www.cisco.com/public/mibs>). Most MIBs are available in both SNMPv1 and SNMPv2 versions; the SNMPv1 versions have *V1SMI* as part of their filenames. Also see the Cisco MIBs home page at <http://www.cisco.com/public/sw-center/netmgmt/cmtk/mibs.shtml>.

**Table 4 Supported MIBs for the Cisco uBR924 Cable Access Router**

MIB Filename	Description	Release
SNMPv2-SMI.my SNMPv2-SMI-V1SMI.my	This module specifies the Structure of Management Information (SMI) for SNMPv2, as defined in RFC 1902.	12.0(4)XI
SNMPv2-TC.my SNMPv2-TC-V1SMI.my	This module defines the textual conventions as specified in pages 4, 10-11 of RFC 854.	12.0(4)XI
CISCO-SMI.my CISCO-SMI-V1SMI.my	This module specifies the Structure of Management Information (SMI) for Cisco's enterprise MIBs.	12.0(4)XI
CISCO-TC.my CISCO-TC-V1SMI.my	This module defines the textual conventions used in Cisco's enterprise MIBs.	12.0(4)XI
IF-MIB.my IF-MIB-V1SMI.my	This module describes generic objects for the Layer 3 network interface sublayers. This MIB is an updated version of MIB-II's <i>if</i> table, and incorporates the extensions defined in RFC 1229.	12.0(4)XI
CISCO-CABLE-SPECTRUM-MIB.my CISCO-CABLE-SPECTRUM-MIB-V1SMI.my	This module describes the spectrum management flap list attributes.	12.0(5)T1
DOCS-IF-MIB.my DOCS-IF-MIB-V1SMI.my	This module describes the DOCSIS-compliant Radio Frequency (RF) interfaces in cable modems and cable modem termination systems, as described in RFC 2670.	12.0(4)XI RFC 2670 support: 12.1(1)T

**Table 4 Supported MIBs for the Cisco uBR924 Cable Access Router (continued)**

MIB Filename	Description	Release
DOCS-BPI-MIB.my DOCS-BPI-MIB-V1SMI.my	This module describes the attributes for the DOCSIS-specified Baseline Privacy Interface (BPI) on cable modems and the CMTS.	12.0(5)T
CISCO-DOCS-EXT-MIB.my CISCO-DOCS-EXT-MIB-V1SMI.my	This module extends the DOCSIS standard RFI MIB (DOCS-IF-MIB) with Cisco-specific extensions, such as QoS attributes and connection status and other information regarding the cable modems and CPE devices supported by the CMTS.   <b>Note</b> Cisco IOS releases prior to 12.0(5)T1 provide only partial support for the attributes in this MIB.	partial support: 12.0(4)XI full support: 12.0(5)T1
DOCS-CABLE-DEVICE-MIB.my DOCS-CABLE-DEVICE-MIB-V1SMI.my	This module was previously known as the CABLE-DEVICE-MIB and contains cable-related objects for DOCSIS-compliant cable modems, as specified in RFC 2669.	12.0(4)XI RFC 2669 support: 12.1(1)T



**Note** Because of interdependencies, the MIBs must be loaded in the order given in the table.

## Deprecated MIBs

A number of Cisco-provided MIBs have been replaced with more scalable, standardized MIBs; these MIBs have filenames that start with “*OLD*” and first appeared in Cisco IOS Release 10.2. The functionality of these MIBs has already been incorporated into replacement MIBs, but the old MIBs are still present to support existing Cisco IOS products or NMS applications. However, because the deprecated MIBs will be removed from support in the future, you should update your network management applications and scripts to refer to the table names and attributes that are found in the replacement MIBs.

Table 5 shows the deprecated MIBs and their replacements. In most cases, SNMPv1 and SNMPv2 replacements are available, but some MIBs are available only in one version. A few of the deprecated MIBs do not have replacement MIBs; support for these MIBs will be discontinued in a future release of Cisco IOS software.

**Table 5 Replacements for Deprecated MIBs**

Deprecated MIB	Replacement MIBs	
	SNMPv1 MIB	SNMPv2 MIB
OLD-CISCO-APPLETALK-MIB	RFC1243-MIB	—
OLD-CISCO-CHASSIS-MIB	ENTITY-MIB-V1SMI	ENTITY-MIB
OLD-CISCO-CPU-MIB	—	CISCO-PROCESS-MIB
OLD-CISCO-DECNET-MIB	—	—

**Table 5** Replacements for Deprecated MIBs (continued)

Deprecated MIB	Replacement MIBs	
	SNMPv1 MIB	SNMPv2 MIB
OLD-CISCO-ENV-MIB	CISCO-ENVMON-MIB-V1SMI	CISCO-ENVMON-MIB
OLD-CISCO-FLASH-MIB	CISCO-FLASH-MIB-V1SMI	CISCO-FLASH-MIB
OLD-CISCO-INTERFACES-MIB	IF-MIB-V1SMI CISCO-QUEUE-MIB-V1SMI	IF-MIB CISCO-QUEUE-MIB
OLD-CISCO-IP-MIB	—	—
OLD-CISCO-MEMORY-MIB	CISCO-MEMORY-POOL-MIB-V1SMI	CISCO-MEMORY-POOL-MIB
OLD-CISCO-NOVELL-MIB	NOVELL-IPX-MIB	—
OLD-CISCO-SYS-MIB	(Compilation of other OLD* MIBS)	
OLD-CISCO-SYSTEM-MIB	CISCO-CONFIG-COPY-MIB-V1SMI	CISCO-CONFIG-COPY-MIB
OLD-CISCO-TCP-MIB	CISCO-TCP-MIB-V1SMI	CISCO-TCP-MIB
OLD-CISCO-TS-MIB	—	—
OLD-CISCO-VINES-MIB	CISCO-VINES-MIB-V1SMI	CISCO-VINES-MIB
OLD-CISCO-XNS-MIB	—	—

**Note**

Some of the MIBs listed in Table 5 represent feature sets that are not supported on the Cisco uBR924 cable access router.

## Caveats

Caveats describe unexpected behavior in Cisco IOS software releases. Severity 1 caveats are the most serious caveats; severity 2 caveats are less serious.

This section contains open and resolved caveats for Cisco IOS Release 12.1(1)T. All caveats in Release 12.1 are also in Release 12.1(1)T.

For information on caveats in Cisco IOS Release 12.1, see *Caveats for Cisco IOS Release 12.1*, which lists severity 1 and 2 caveats, and is located on CCO and the Documentation CD-ROM.

**Note**

If you have an account with CCO, you can use Bug Navigator II to find caveats of any severity for any release. To reach Bug Navigator II, go to CCO and press **Login**. Then go to **Software Center: Cisco IOS Software: Cisco Bugtool Navigator II**. Another option is to go to <http://www.cisco.com/support/bugtools> (you must have an account on CCO to access this site).

## Open Caveats—Release 12.1(1)T

All the caveats listed in this section are open in Release 12.1(1)T.

- CSCdm38753

The Cisco uBR924 router, when running the NAT and firewall features, crashes if establishing roughly 150 Telnet sessions (using the *solaris\_telnet* client). The workaround is to avoid creating that number of Telnet sessions.

- CSCdm75295

The Cisco uBR924 cable access router can stop responding to CMTS requests when upstreams are configured with different minislot sizes. The workaround is to configure the upstreams on the CMTS with the same minislot size.

- CSCdp03177

When running Cisco IOS Release 11.3(11)NA, the Cisco uBR924 cable access router does not come up when all four downstreams are combined through the upconverter and all of the upstreams of the four cards are combined. When the Cisco uBR924 router is instructed to go to a different downstream, it obtains the correct IP address for the new downstream, but fails to update the default gateway according to the DHCP reply; it subsequently fails to obtain the time-of-day (TOD) or to download the DOCSIS configuration file. The default gateway address must be corrected manually before the router succeeds in obtaining the configuration file and in getting the current time-of-day.

- CSCdp13089 and CSCdp90276

The **voice-port cptone** command does not support the set of telephony tones used in the Czech Republic or in Switzerland. There is no workaround.

- CSCdp89376

The Cisco uBR924 cable access router can crash with an exception if the **debug all** command is given to turn on all debugging statements. This caveat is kept open for tracking purposes, but the **debug all** command is not intended to be used outside of a controlled lab situation in which traffic is carefully controlled. It should not be used with live networks.

The workaround is not to issue the **debug all** command.



**Note**

---

All other **debug** commands should be used only when needed for troubleshooting and testing, and then turned off when no longer needed. Each **debug** display consumes system resources; turning on too many **debug** commands can negatively affect system performance.

---

## Closed or Resolved Caveats—Release 12.1(1)T

All the caveats listed in this section are closed or resolved in Release 12.1(1)T.

- CSCdp04541

Previously, the Cisco uBR924 cable access router would age out a CPE device's MAC address after one week of inactivity. This behavior did not conform to the DOCSIS specification, which prohibits aging out of CPE devices.

This is resolved in Cisco IOS Release 12.1(1), so that CPE devices are no longer aged out.

- CSCdp37677 and CSCdp38842

The DOCS-CABLE-DEVICE-MIB.my MIB has been updated to be compliant with RFC 2669, *DOCSIS Cable Device MIB Cable Device Management Information Base for DOCSIS compliant Cable Modems and Cable Modem Termination Systems.* This includes the following changes:

The root object docsDevMIB has become docsDev. The Object Identifier (OID) for the root has changed from 83 (experimental) to 69 (mib-2).

The following attributes have been added:

- docsDevFilterPolicyStatus
- docsDevFilterPolicyPtr

The following attributes have been removed:

- docsDevFilterPolicyType
- docsDevFilterPolicyAction

The following attributes have been renamed:

Old Name	New Name
docsDevEvCount	docsDevEvCounts
docsDevFilterLLCDefault	docsDevFilterLLCUnmatchedAction
docsDevCpeMax	docsDevCpeIpMax

The following attributes were changed as noted:

Attribute	Change
docsDevSerialNumber	The syntax has changed from DisplayString to SnmpAdminString.
docsDevSwFilename	The syntax has changed from DisplayString to SnmpAdminString.
docsDevSwCurrentVers	The syntax has changed from DisplayString to SnmpAdminString.
docsDevServerConfigFile	The syntax has changed from DisplayString to SnmpAdminString.
docsDevEvText	The syntax has changed from DisplayString to SnmpAdminString.
All attributes of the RowStatus type	Values can now be changed when the row is active.
Various attributes	The syntax has changed from Integer to Integer32.
Various attributes	The syntax has changed from Display String to Octet String.
Various attributes	The syntax has changed from Octet String to Bits.

This caveat is resolved in Cisco IOS Release 12.1(1)T.

- CSCdm93891 and CSCdp39237

The DOCS-IF-MIB has been updated to support RFC 2670, “*Radio Frequency (RF) Interface Management Information Base for MCNS/DOCSIS compliant RF interfaces.*” This change is in the DOCS-IF-MIB file with a LAST-UPDATED field of “9908190000Z” or later.

The following attributes have been added:

- docsIfCmRangingTimeout
- docsIfSigQEqualizationData
- docsIfCmtsInsertInterval

- docsIfCmtsMacToCmTable

The following attributes have been added but currently return an empty string (this is being tracked in caveat CSCdm70870):

- docsIfSigQEqualizationData
- docsIfCmtsCmStatusUnerrored
- docsIfCmtsCmStatusCorrecteds
- docsIfCmtsCmStatusUncorrectables
- docsIfCmtsCmStatusSignalNoise
- docsIfCmtsCmStatusMicroreflections

The following attributes have been deleted:

- docsIfCmtsInsertionInterval
- docsIfCmRangingRespTimeout

The following attributes have been renamed:

Old Name	New Name
docsIfCmStatusInvalidRangingResp	docsIfCmStatusInvalidRangingResponses
docsIfCmStatusInvalidRegistrationResp	docsIfCmStatusInvalidRegistrationResponses
docsIfCmServiceTxExceeded	docsIfCmServiceTxExceededs
docsIfCmServiceRqExceeded	docsIfCmServiceRqExceededs

The following attributes were changed as noted:

Attribute	Change
docsIfUpChannelWidth	The maximum value has changed from 16000000 to 20000000.
docsIfSigQSignalNoise	The syntax has changed from TenthdBmV to TenthdB.
docsIfCmCapabilities	The syntax has changed from OCTET STRING to BITS.
docsIfCmtsCapabilities	The syntax has changed from OCTET STRING to BITS.
docsIfCmtsServiceQosProfile	A range has been added: (0–16383).
docsIfCmtsServiceCreateTime	The syntax has changed from TimeTicks to TimeStamp.
docsIfCmtsQosProfilePermissions	The syntax has changed from OCTET STRING to BITS.

This caveat is resolved in Cisco IOS Release 12.1(1)T.

- CSCdp80746

The Cisco uBR924 cable access router could not upgrade its software image if the fully-qualified filename for the new image was longer than 48 characters. The workaround was to rename the image with a shorter filename or to move it higher in the TFTP server's directory structure so that the fully-qualified pathname was shorter than 48 characters.

This is resolved in Cisco IOS Release 12.1(1)T.

- CSCdp95187 and CSCdp97141

The Cisco uBR924 router, when running one of the Small Office feature sets, can crash with an exception when changing the running configuration. The crash occurs when using a specific configuration designed for test networks and is unlikely to occur when using configurations for real-life networks.

This is resolved in Cisco IOS Release 12.1(1)T.

- CSCdp97839

This caveat described a problem with GRE IP tunnels that were built between two Cisco uBR900 series cable access routers, using BPI encryption. The resulting tunnels experienced intermittent operation, going down after a few minutes of use. Tunnels built using IPSec encryption were successfully used.

This caveat was closed without modification because GRE tunnels are not currently supported on any software image for the Cisco uBR924 cable access routers. IPSec tunnels, however, are supported when using Cisco IOS images that support IPSec encryption.

## Related Documentation

The following sections describe the documentation available for the Cisco uBR924 cable access router. These documents consist of hardware and software installation guides, Cisco IOS configuration and command references, system error messages, feature modules, and other documents.

Most documentation is available as printed manuals or electronic documents, except for feature modules and select manuals, which are available online on CCO and the Documentation CD-ROM.

Use these release notes with these documents:

- Release-Specific Documents, page 23
- Platform-Specific Documents, page 24
- Feature Modules, page 25
- Cisco IOS Software Documentation Set, page 25

## Release-Specific Documents

The following documents are specific to Release 12.1(1) and are located on CCO and the Documentation CD-ROM:

- *Cross-Platform Release Notes for Cisco IOS Release 12.1*

On CCO at:

**Technical Documents: Documentation Home Page: Cisco IOS Software Configuration: Cisco IOS Release 12.1**

On the Documentation CD-ROM at:

**Cisco Product Documentation: Cisco IOS Software Configuration: Cisco IOS Release 12.1: Release Notes: Cross-Platform Release Notes**

- Product bulletins, field notices, and other release-specific documents on CCO at:

**Technical Documents**

- *Caveats for Cisco IOS Release 12.1*

As a supplement to the caveats listed in these release notes, see *Caveats for Cisco IOS Release 12.1*, which contains caveats applicable to all platforms for all maintenance releases of Release 12.1.

On CCO at:

**Technical Documents: Documentation Home Page: Cisco IOS Software Configuration: Cisco IOS Release 12.1: Caveats**

On the Documentation CD-ROM at:

**Cisco Product Documentation: Cisco IOS Software Configuration: Cisco IOS 12.1: Caveats**




---

**Note** If you have an account with CCO, you can use Bug Navigator II to find caveats of any severity for any release. To reach Bug Navigator II, go to CCO and press **Login**. Then go to **Software Center: Cisco IOS Software: Cisco Bugtool Navigator II**. Another option is to go to <http://www.cisco.com/support/bugtools> (you must have an account on CCO to access this site).

---

## Platform-Specific Documents

These documents are available for the Cisco uBR924 cable access router on CCO and the Documentation DC-ROM:

- *Cisco uBR924 Cable Access Router Quick Start Guide*
- *Cisco uBR924 Cable Access Router Hardware Installation Guide*
- *Cisco uBR924 Cable Access Router Software Configuration Guide*
- *Bridging and Routing Features for the Cisco uBR924 Cable Access Router*
- *Troubleshooting Tips for the Cisco uBR924 Cable Access Router*
- *DOCSIS CPE Configurator Help*




---

**Note** The *Cisco uBR924 Cable Access Router Installation and Configuration Guide* is still available on CCO but has been superseded by the hardware and software guides listed above.

---

On CCO at:

**Technical Documents: Documentation Home Page: Cisco Product Documentation: Broadband/Cable Solutions: Cisco uBR900 Series Cable Access Routers**

On the Documentation CD-ROM at:

**Cisco Product Documentation: Broadband/Cable Solutions: Cisco uBR900 Series Cable Access Routers**

## Feature Modules

Feature modules describe new features supported by Release 12.1(1), and are updates to the Cisco IOS documentation set. A feature module consists of a brief overview of the feature, benefits, configuration tasks, and a command reference. As updates, the feature modules are available online only. Feature module information is incorporated in the next printing of the Cisco IOS documentation set.

On CCO at:

**Technical Documents: Documentation Home Page: Cisco IOS Software Configuration: Cisco IOS Release 12.1: New Feature Documentation**

On the Documentation CD-ROM at:

**Cisco Product Documentation: Cisco IOS Software Configuration: Cisco IOS Release 12.1: New Feature Documentation**

## Cisco IOS Software Documentation Set

The Cisco IOS software documentation set consists of the Cisco IOS configuration guides, Cisco IOS command references, and several other supporting documents that are available in electronic form on the Documentation CD-ROM and CCO, as well as separately orderable in printed versions.

### Documentation Modules

Each module in the Cisco IOS documentation set consists of two books: a configuration guide and a corresponding command reference. Chapters in a configuration guide describe protocols, configuration tasks, Cisco IOS software functionality, and contain comprehensive configuration examples. Chapters in a command reference provide complete command syntax information. Use each configuration guide with its corresponding command reference.

On CCO and the Documentation CD-ROM, two master hot-linked documents provide information for the Cisco IOS software documentation set.

On CCO at:

**Technical Documents: Documentation Home Page: Cisco IOS Software Configuration: Cisco IOS Release 12.1: Configuration Guides and Command References**

On the Documentation CD-ROM at:

**Cisco Product Documentation: Cisco IOS Software Configuration: Cisco IOS Release 12.1: Configuration Guides and Command References**

### Release 12.1 Documentation Set

Table 6 describes the contents of the Cisco IOS Release 12.1 software documentation set, which is available in electronic form and in printed form upon request.



#### Note

You can find the most current Cisco IOS documentation on CCO and the Documentation CD-ROM. These electronic documents may contain updates and modifications made after the hard-copy documents were printed.

On CCO at:

**Technical Documents: Documentation Home Page: Cisco IOS Software Configuration: Cisco IOS Release 12.1**

On the Documentation CD-ROM at:

**Cisco Product Documentation: Cisco IOS Software Configuration: Cisco IOS Release 12.1**

**Table 6 Cisco IOS Software Release 12.1 Documentation Set**

Books	Major Topics
<ul style="list-style-type: none"> <li>• <i>Cisco IOS Configuration Fundamentals Configuration Guide</i></li> <li>• <i>Cisco IOS Configuration Fundamentals Command Reference</i></li> </ul>	<ul style="list-style-type: none"> <li>Configuration Fundamentals Overview</li> <li>Cisco IOS User Interfaces</li> <li>Configuration Files</li> <li>File Management</li> <li>System Management</li> </ul>
<ul style="list-style-type: none"> <li>• <i>Cisco IOS Bridging and IBM Networking Configuration Guide</i></li> <li>• <i>Cisco IOS Bridging and IBM Networking Command Reference, Volume I</i></li> <li>• <i>Cisco IOS Bridging and IBM Networking Command Reference, Volume II</i></li> </ul>	<ul style="list-style-type: none"> <li>Transparent Bridging</li> <li>Source-Route Bridging</li> <li>Token Ring Inter-Switch Link</li> <li>Remote Source-Route Bridging</li> <li>DLSw+</li> <li>Serial Tunnel and Block Serial Tunnel Commands</li> <li>LLC2 and SDLC Commands</li> <li>IBM Network Media Translation Commands</li> <li>SNA Frame Relay Access Support Commands</li> <li>NCIA Client/Server Commands</li> <li>Airline Product Set Commands</li> </ul>
<ul style="list-style-type: none"> <li>• <i>Cisco IOS Dial Services Configuration Guide: Terminal Services</i></li> <li>• <i>Cisco IOS Dial Services Configuration Guide: Network Services</i></li> <li>• <i>Cisco IOS Dial Services Command Reference</i></li> </ul>	<ul style="list-style-type: none"> <li>Preparing for Dial Access</li> <li>Modem Configuration and Management</li> <li>ISDN and Signalling Configuration</li> <li>PPP Configuration</li> <li>Dial-on-Demand Routing Configuration</li> <li>Dial-Backup Configuration</li> <li>Terminal Service Configuration</li> <li>Large-Scale Dial Solutions</li> <li>Cost-Control Solutions</li> <li>Virtual Private Networks</li> <li>X.25 on ISDN Solutions</li> <li>Telco Solutions</li> <li>Dial-Related Addressing Services</li> <li>Dial Access Scenarios</li> </ul>
<ul style="list-style-type: none"> <li>• <i>Cisco IOS Interface Configuration Guide</i></li> <li>• <i>Cisco IOS Interface Command Reference</i></li> </ul>	<ul style="list-style-type: none"> <li>Interface Configuration Overview</li> <li>Configuring LAN Interfaces</li> <li>Configuring Serial Interfaces</li> <li>Configuring Logical Interfaces</li> </ul>
<ul style="list-style-type: none"> <li>• <i>Cisco IOS IP and IP Routing Configuration Guide</i></li> <li>• <i>Cisco IOS IP and IP Routing Command Reference</i></li> </ul>	<ul style="list-style-type: none"> <li>IP Overview</li> <li>IP Addressing and Services</li> <li>IP Routing Protocols</li> <li>IP Multicast</li> </ul>
<ul style="list-style-type: none"> <li>• <i>Cisco IOS AppleTalk and Novell IPX Configuration Guide</i></li> <li>• <i>Cisco IOS AppleTalk and Novell IPX Command Reference</i></li> </ul>	<ul style="list-style-type: none"> <li>AppleTalk and Novell IPX Overview</li> <li>Configuring AppleTalk</li> <li>Configuring Novell IPX</li> </ul>

**Table 6 Cisco IOS Software Release 12.1 Documentation Set (continued)**

Books	Major Topics
<ul style="list-style-type: none"> <li>• <i>Cisco IOS Apollo Domain, Banyan VINES, DECnet, ISO CLNS, and XNS Configuration Guide</i></li> <li>• <i>Cisco IOS Apollo Domain, Banyan VINES, DECnet, ISO CLNS, and XNS Command Reference</i></li> </ul>	<ul style="list-style-type: none"> <li>Overview</li> <li>Configuring Apollo Domain</li> <li>Configuring Banyan VINES</li> <li>Configuring DECnet</li> <li>Configuring ISO CLNS</li> <li>Configuring XNS</li> </ul>
<ul style="list-style-type: none"> <li>• <i>Cisco IOS Multiservice Applications Configuration Guide</i></li> <li>• <i>Cisco IOS Multiservice Applications Command Reference</i></li> </ul>	<ul style="list-style-type: none"> <li>Multiservice Applications Overview</li> <li>Voice</li> <li>Video</li> <li>Broadband</li> </ul>
<ul style="list-style-type: none"> <li>• <i>Cisco IOS Quality of Service Solutions Configuration Guide</i></li> <li>• <i>Cisco IOS Quality of Service Solutions Command Reference</i></li> </ul>	<ul style="list-style-type: none"> <li>Quality of Service Overview</li> <li>Classification</li> <li>Congestion Management</li> <li>Congestion Avoidance</li> <li>Policing and Shaping</li> <li>Signalling</li> <li>Link Efficiency Mechanisms</li> <li>Quality of Service Solutions</li> </ul>
<ul style="list-style-type: none"> <li>• <i>Cisco IOS Security Configuration Guide</i></li> <li>• <i>Cisco IOS Security Command Reference</i></li> </ul>	<ul style="list-style-type: none"> <li>Security Overview</li> <li>Authentication, Authorization, and Accounting (AAA)</li> <li>Security Server Protocols</li> <li>Traffic Filtering and Firewalls</li> <li>IP Security and Encryption</li> <li>Configuring Passwords and Privileges</li> <li>Neighbor Router Authentication:</li> <li>Configuring IP Security Options</li> </ul>
<ul style="list-style-type: none"> <li>• <i>Cisco IOS Switching Services Configuration Guide</i></li> <li>• <i>Cisco IOS Switching Services Command Reference</i></li> </ul>	<ul style="list-style-type: none"> <li>Cisco IOS Switching Services Overview</li> <li>Cisco IOS Switching Paths</li> <li>Cisco Express Forwarding</li> <li>NetFlow Switching</li> <li>MPLS Switching</li> <li>Multilayer Switching</li> <li>Multicast Distributed Switching</li> <li>Virtual LANs</li> </ul>

**Table 6 Cisco IOS Software Release 12.1 Documentation Set (continued)**

Books	Major Topics
<ul style="list-style-type: none"> <li>• <i>Cisco IOS Wide-Area Networking Configuration Guide</i></li> <li>• <i>Cisco IOS Wide-Area Networking Command Reference</i></li> </ul>	Introduction: Wide-Area Networking Overview Configuring ATM Configuring Frame Relay Configuring Frame Relay-ATM Interworking Configuring SMDS Configuring X.25 and LAPB
<ul style="list-style-type: none"> <li>• <i>Cisco IOS Software Command Summary</i></li> <li>• <i>Cisco IOS Dial Services Quick Configuration Guide</i></li> <li>• <i>Cisco IOS Configuration Guide Master Index</i></li> <li>• <i>Cisco IOS Command Reference Master Index</i></li> <li>• <i>Cisco IOS New Features Index</i></li> <li>• <i>Cisco IOS Debug Command Reference</i></li> <li>• <i>Cisco IOS System Error Messages</i></li> </ul>	



**Note**

*Cisco Management Information Base (MIB) User Quick Reference* is no longer published. If you have an account with CCO, you can find latest list of MIBs supported by Cisco. To reach the *Cisco Network Management Toolkit*, press **Login** at CCO and go to **Software Center: Network Mgmt Products: Cisco Network Management Toolkit: Cisco MIB**.

## Obtaining Documentation

### World Wide Web

You can access the most current Cisco documentation on the World Wide Web at <http://www.cisco.com>, <http://www-china.cisco.com>, or <http://www-europe.cisco.com>.

### Documentation CD-ROM

Cisco documentation and additional literature are available in a CD-ROM package, which ships with your product. The Documentation CD-ROM is updated monthly. Therefore, it is probably more current than printed documentation. The CD-ROM package is available as a single unit or as an annual subscription.

### Ordering Documentation

Registered CCO users can order the Documentation CD-ROM and other Cisco Product documentation through our online Subscription Services at <http://www.cisco.com/cgi-bin/subcat/kaojump.cgi>.

Nonregistered CCO users can order documentation through a local account representative by calling Cisco's corporate headquarters (California, USA) at 408 526-4000 or, in North America, call 800 553-NETS (6387).

## Obtaining Technical Assistance

Cisco provides Cisco Connection Online (CCO) as a starting point for all technical assistance. Warranty or maintenance contract customers can use the Technical Assistance Center. All customers can submit technical feedback on Cisco documentation using the web, e-mail, a self-addressed stamped response card included in many printed documents, or by sending mail to Cisco.

### Cisco Connection Online

Cisco continues to revolutionize how business is done on the Internet. Cisco Connection Online is the foundation of a suite of interactive, networked services that provides immediate, open access to Cisco information and resources at anytime, from anywhere in the world. This highly integrated Internet application is a powerful, easy-to-use tool for doing business with Cisco.

CCO's broad range of features and services helps customers and partners to streamline business processes and improve productivity. Through CCO, you will find information about Cisco and our networking solutions, services, and programs. In addition, you can resolve technical issues with online support services, download and test software packages, and order Cisco learning materials and merchandise. Valuable online skill assessment, training, and certification programs are also available.

Customers and partners can self-register on CCO to obtain additional personalized information and services. Registered users may order products, check on the status of an order and view benefits specific to their relationships with Cisco.

You can access CCO in the following ways:

- WWW: [www.cisco.com](http://www.cisco.com)
- Telnet: [cco.cisco.com](http://cco.cisco.com)
- Modem using standard connection rates and the following terminal settings: VT100 emulation; 8 data bits; no parity; and 1 stop bit.
  - From North America, call 408 526-8070
  - From Europe, call 33 1 64 46 40 82

You can e-mail questions about using CCO to [cco-team@cisco.com](mailto:cco-team@cisco.com).

### Technical Assistance Center

The Cisco Technical Assistance Center (TAC) is available to warranty or maintenance contract customers who need technical assistance with a Cisco product that is under warranty or covered by a maintenance contract.

To display the TAC web site that includes links to technical support information and software upgrades and for requesting TAC support, use [www.cisco.com/techsupport](http://www.cisco.com/techsupport).

To contact by e-mail, use one of the following:

Language	E-mail Address
English	tac@cisco.com
Hanzi (Chinese)	chinese-tac@cisco.com
Kanji (Japanese)	japan-tac@cisco.com
Hangul (Korean)	korea-tac@cisco.com
Spanish	tac@cisco.com
Thai	thai-tac@cisco.com

In North America, TAC can be reached at 800 553-2447 or 408 526-7209. For other telephone numbers and TAC e-mail addresses worldwide, consult the following web site:  
<http://www.cisco.com/warp/public/687/Directory/DirTAC.shtml>.

## Software Configuration Tips on the Cisco Technical Assistance Center Home Page

If you have a CCO login account, you can access the following URL, which contains links and tips on configuring your Cisco products:

[http://www.cisco.com/kobayashi/technotes/serv\\_tips.shtml](http://www.cisco.com/kobayashi/technotes/serv_tips.shtml)

This URL is subject to change without notice. If it changes, point your Web browser to CCO, press **Login**, and click on this path: **Technical Assistance Center: Technical Tips**.

The following sections are provided from the Technical Tips page:

- Configuration Cookbooks—Contains common configurations or recipes for configuring various access routes and dial technologies.
- Field Notices—Notifies you of any critical issues regarding Cisco products and includes problem descriptions, safety or security issues, and hardware defects.
- Frequently Asked Questions—Describes the most frequently asked technical questions about Cisco hardware and software.
- Hardware—Provides technical tips related to specific hardware platforms.
- Hot Tips—Describes popular tips and hints gathered from the Cisco Technical Assistance Center (TAC). Most of these documents are available from the TAC Fax-on-demand service. To reach Fax-on-demand and receive documents at your fax machine from the United States, call 888-50-Cisco (888-502-4726). From other areas, call 650-596-4408.
- Internetworking Features—Lists tips on using Cisco IOS software features and services.
- Sample Configurations—Provides actual configuration examples that are complete with topology and annotations.
- Miscellaneous—Provides other documents and technical tips.

## Documentation Feedback

If you are reading Cisco product documentation on the World Wide Web, you can submit technical comments electronically. Click **Feedback** in the toolbar and select **Documentation**. After you complete the form, click **Submit** to send it to Cisco.

You can e-mail your comments to [bug-doc@cisco.com](mailto:bug-doc@cisco.com).

To submit your comments by mail, for your convenience many documents contain a response card behind the front cover. Otherwise, you can mail your comments to the following address:

Cisco Systems, Inc.  
Document Resource Connection  
170 West Tasman Drive  
San Jose, CA 95134-9883

We appreciate and value your comments.

---

This document is to be used in conjunction with the documents listed in the “Related Documentation” section on page 23.

Access Registrar, AccessPath, Any to Any, AtmDirector, Browse with Me, CCDA, CCDE, CDDP, CCIE, CCNA, CCNP, CCSI, CD-PAC, the Cisco logo, Cisco Certified Internetwork Expert logo, *CiscoLink*, the Cisco Management Connection logo, the Cisco NetWorks logo, the Cisco Powered Network logo, Cisco Systems Capital, the Cisco Systems Capital logo, Cisco Systems Networking Academy, the Cisco Systems Networking Academy logo, the Cisco Technologies logo, ConnectWay, Fast Step, FireRunner, Follow Me Browsing, FormShare, GigaStack, IGX, Intelligence in the Optical Core, Internet Quotient, IP/VC, Kernel Proxy, MGX, MultiPath Data, MultiPath Voice, Natural Network Viewer, NetSonar, Network Registrar, the Networkers logo, *Packet*, PIX, Point and Click Internetworking, Policy Builder, Precept, ScriptShare, Secure Script, ServiceWay, Shop with Me, SlideCast, SMARTnet, SVX, *The Cell*, TrafficDirector, TransPath, ViewRunner, Virtual Loop Carrier System, Virtual Service Node, Virtual Voice Line, VisionWay, VlanDirector, Voice LAN, WaRP, Wavelength Router, Wavelength Router Protocol, WebViewer, Workgroup Director, and Workgroup Stack are trademarks; Changing the Way We Work, Live, Play, and Learn, Empowering the Internet Generation, The Internet Economy, and The New Internet Economy are service marks; and ASIST, BPX, Catalyst, Cisco, Cisco IOS, the Cisco IOS logo, Cisco Systems, the Cisco Systems logo, the Cisco Systems Cisco Press logo, Enterprise/Solver, EtherChannel, EtherSwitch, FastHub, FastLink, FastPAD, FastSwitch, GeoTel, IOS, IP/TV, IPX, LightStream, LightSwitch, MICA, NetRanger, Post-Routing, Pre-Routing, Registrar, StrataView Plus, Stratm, TeleRouter, and VCO are registered trademarks of Cisco Systems, Inc. or its affiliates in the U.S. and certain other countries. All other trademarks mentioned in this document are the property of their respective owners. The use of the word partner does not imply a partnership relationship between Cisco and any of its resellers. (9912R)

Copyright © 2000, Cisco Systems, Inc.  
All rights reserved.

