



## APPENDIX **C**

# SCA Reporter as a Tool in the SCA BB Console

---

Revised: April 21, 2010, OL-8411-11

## Introduction

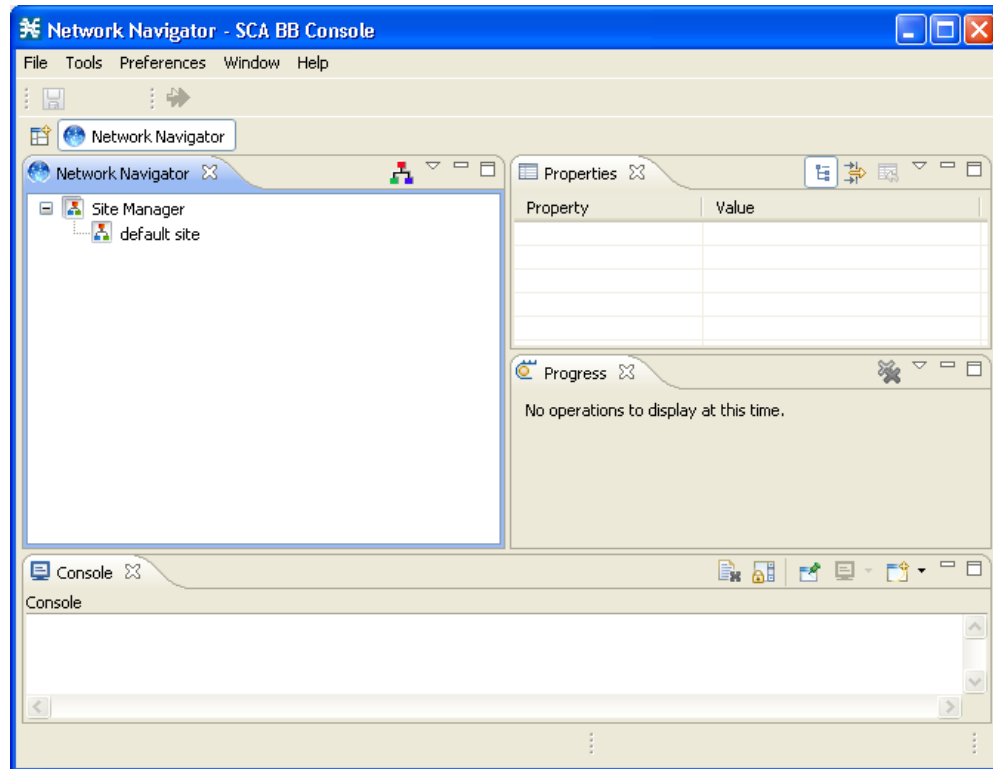
This appendix describes the Cisco Service Control Application Reporter (SCA Reporter) as a tool in the SCA BB Console. For more information about the SCA BB Console, see the [Cisco Service Control Application for Broadband User Guide](#).

# How to Use the SCA Reporter Tool in the SCA BB Console

The SCA Reporter can be run as a tool in the SCA BB Console.

- Step 1** Choose **Start > All Programs > Cisco SCA > SCA BB Console 3.5.5 > SCA BB Console 3.5.5**. The SCA BB Console opens ([Figure C-1](#)).

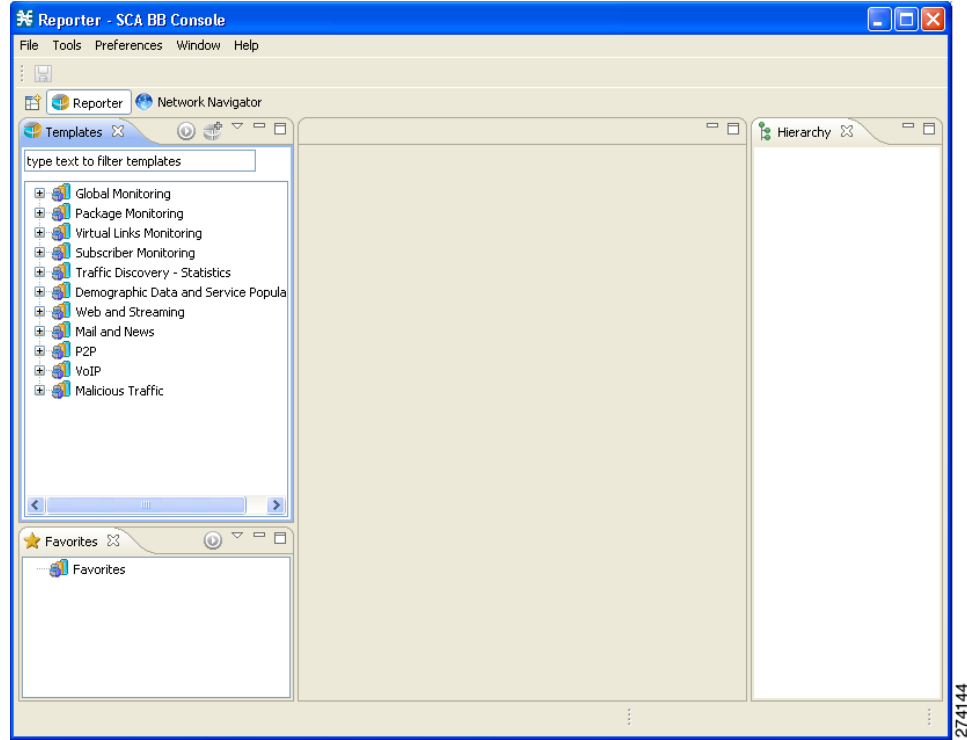
**Figure C-1** SCA BB Console



- Step 2** Configure and activate a database connection. (See [Managing Database Connections](#), page 2-11.)

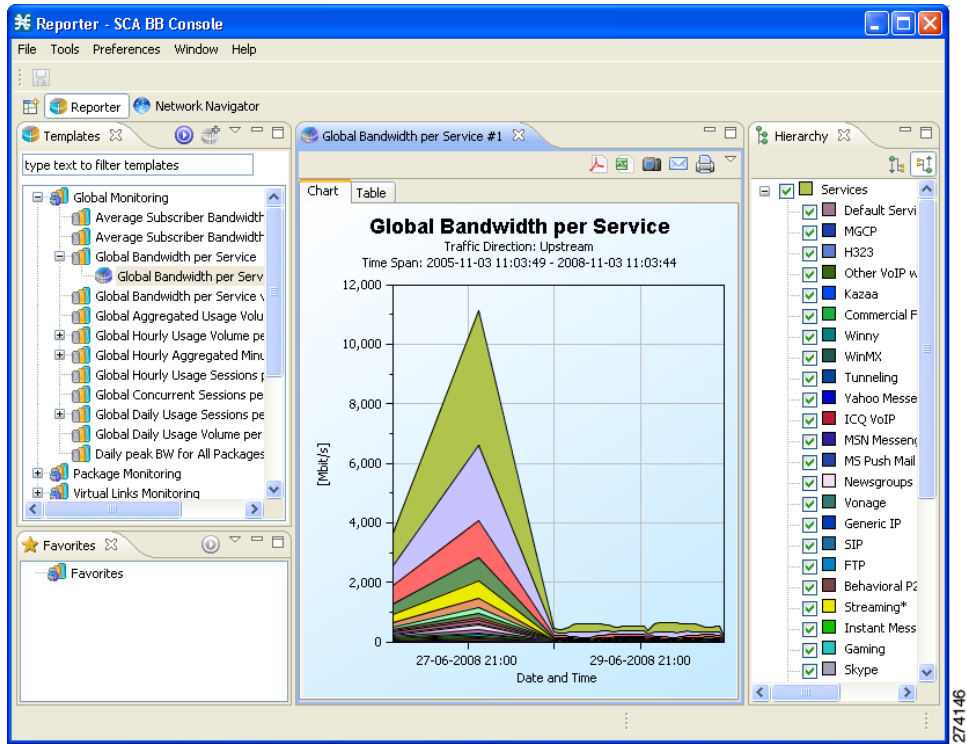
- Step 3** From the Console main menu, choose **Tools > Reporter**.

The Reporter tool opens ([Figure C-2](#)).

**Figure C-2** Reporter Tool

**Step 4** You use the Reporter tool in the same way that you use the SCA Reporter as a standalone, as described in this manual (Figure C-3).

Figure C-3 Reporter Tool With Report Displayed



274146