




Cisco / Meraki

FULL STACK Innovations



Agenda

- Short Intro of Cloud
- Cisco Meraki and Thousand Eyes
 - - Live demo
- MG Cellular Gateway update
- MV Smart Camera's update
- MT Sensor update
- Feature updates: Advanced Roaming, RF & Network Lens

Cloud Platform & **API Solutions**



Introducing ThousandEyes on MX!

Fast Scalable Continuous SaaS App Monitoring

Benefits of ThousandEyes with Meraki

Instantly activate at **Scale**

Reduce operation workstreams with Meraki Dashboard

Continuously monitor

Provide visibility to SaaS app at **regular intervals** to give IT admins more validity of the issue

Preventing Adverse Impact

Proactive monitoring to **reduce impact** and helps communicate up and across.

All on a SD branch cloud platform

Instantly Activate and Scale

Map accounts and create App tests

Choose networks to activate agents

Continuous SaaS App visibility*

* Coming soon on Meraki dashboard

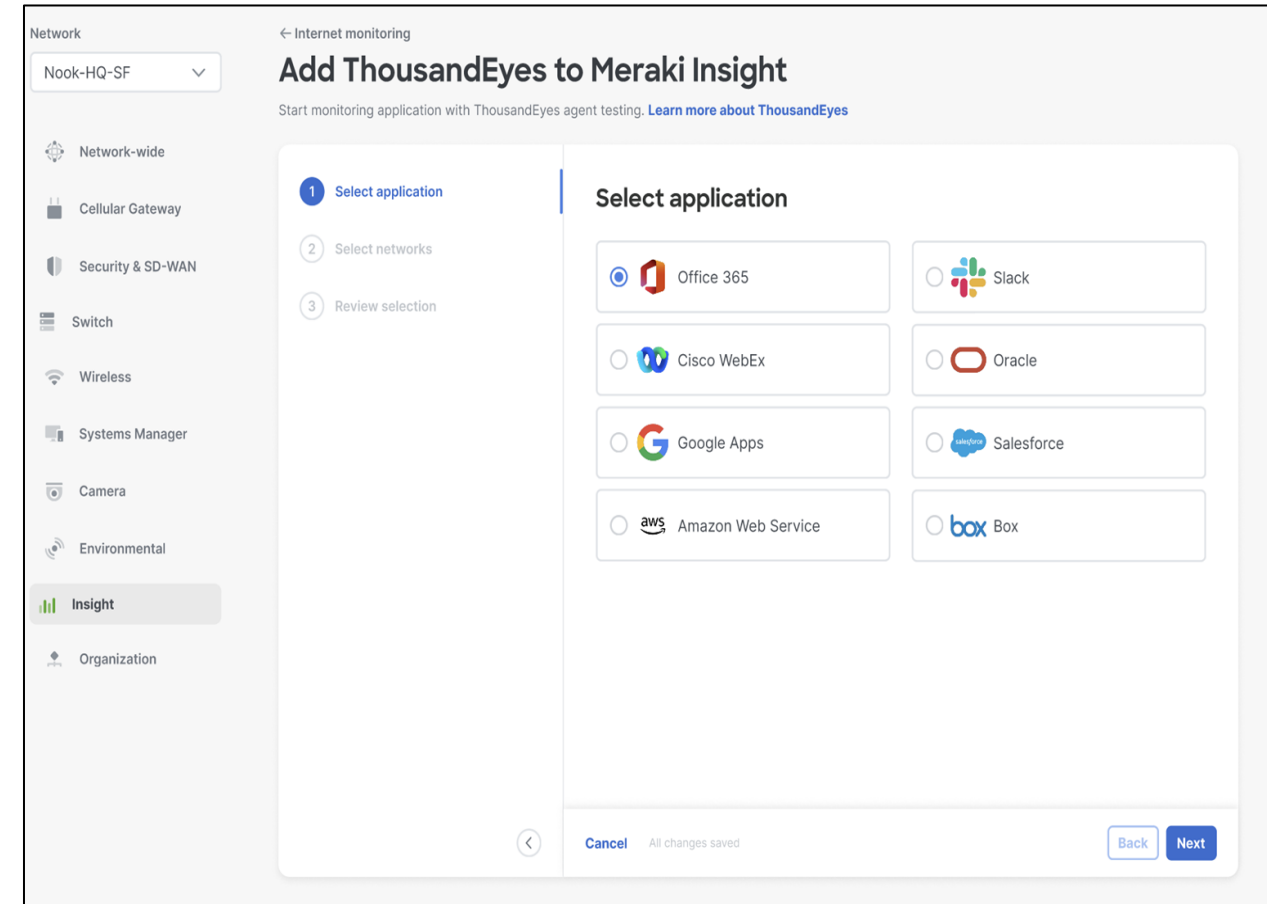
Linking Accounts

- Allow customers to link/create ThousandEyes account with Meraki on Org Level
- Support for both Existing and Net new ThousandEyes customers
- Simple 2 click input of Customer Name, Email and Password creation on Meraki dashboard

The screenshot displays the Meraki dashboard interface for linking a ThousandEyes account. On the left is a sidebar menu with categories like Network-wide, Cellular Gateway, Security & SD-WAN, Switch, Wireless, Systems Manager, Camera, Environmental, Insight (highlighted), and Organization. The main content area is titled 'Add ThousandEyes to Meraki Insight' with a back arrow. Below the title is a sub-header 'Start monitoring application with ThousandEyes agent testing. [Learn more about ThousandEyes](#)'. A progress indicator shows four steps: 1. Authorize ThousandEyes (active), 2. Select application, 3. Select networks, and 4. Summary. The active step contains a section 'Authorize ThousandEyes' with the ThousandEyes logo and the text 'Authorize ThousandEyes access to Meraki'. It lists the permissions: 'ThousandEyes will have access to:' followed by 'Name and email' and 'Network names'. Below this is a checkbox 'By authorizing ThousandEyes access, you agree to be subject to Cisco's [Terms and Conditions](#).' which is checked. At the bottom of this section are two buttons: 'Log into an existing account' and 'Create a new account'. At the very bottom of the main area are 'Cancel' and 'All changes saved' text, and 'Back' and 'Next' buttons.

Test Creation: App Selection with Templates

- Automate test creation using Templates
- User is asked to input a ‘tenant name’ if needed
- These tests will be visible on ThousandEyes dashboard to make changes
- Custom apps will also be available for creation



The screenshot shows the 'Add ThousandEyes to Meraki Insight' wizard. The left sidebar contains a navigation menu with options: Network-wide, Cellular Gateway, Security & SD-WAN, Switch, Wireless, Systems Manager, Camera, Environmental, Insight (selected), and Organization. The main content area is titled 'Add ThousandEyes to Meraki Insight' and includes a sub-header 'Start monitoring application with ThousandEyes agent testing. [Learn more about ThousandEyes](#)'. The wizard is in the '1 Select application' step, with a progress indicator showing '2 Select networks' and '3 Review selection'. The 'Select application' section displays a grid of application templates: Office 365 (selected), Slack, Cisco WebEx, Oracle, Google Apps, Salesforce, Amazon Web Service, and Box. At the bottom, there are 'Cancel' and 'Next' buttons, with a status message 'All changes saved'.

Activate Agents: Select via tags

- Compatible Networks will be auto populated aka MX67+ with W18.1
- Select networks of interest using Network tags
- Bulk selection is also available

The screenshot shows the 'Add ThousandEyes to Meraki Insight' configuration page. On the left is a sidebar with navigation options: Network (selected), Network-wide, Cellular Gateway, Security & SD-WAN, Switch, Wireless, Systems Manager, Camera, Environmental, Insight (highlighted), and Organization. The main content area is titled 'Add ThousandEyes to Meraki Insight' and includes a sub-header 'Internet monitoring'. Below this is a progress indicator with three steps: 1. Select application (Office 365), 2. Select networks (current step), and 3. Review selection. The 'Select networks' section prompts the user to 'Select your existing networks to monitor. The more networks, the better the results.' It features a search bar and a 'Network tags' dropdown menu. A table lists 138 networks, with the first 10 visible. Each row has a checkbox, a network name, and a set of tags. The first five networks are Meraki-specific (Chicago and London offices and data centers), and the remaining five are generic network names. At the bottom, there are 'Cancel' and 'Next' buttons, along with a status message 'All changes saved'.

Network: Nook-HQ-SF

← Internet monitoring

Add ThousandEyes to Meraki Insight

Start monitoring application with ThousandEyes agent testing. [Learn more about ThousandEyes](#)

1 Select application
Office 365

2 Select networks

3 Review selection

Select networks

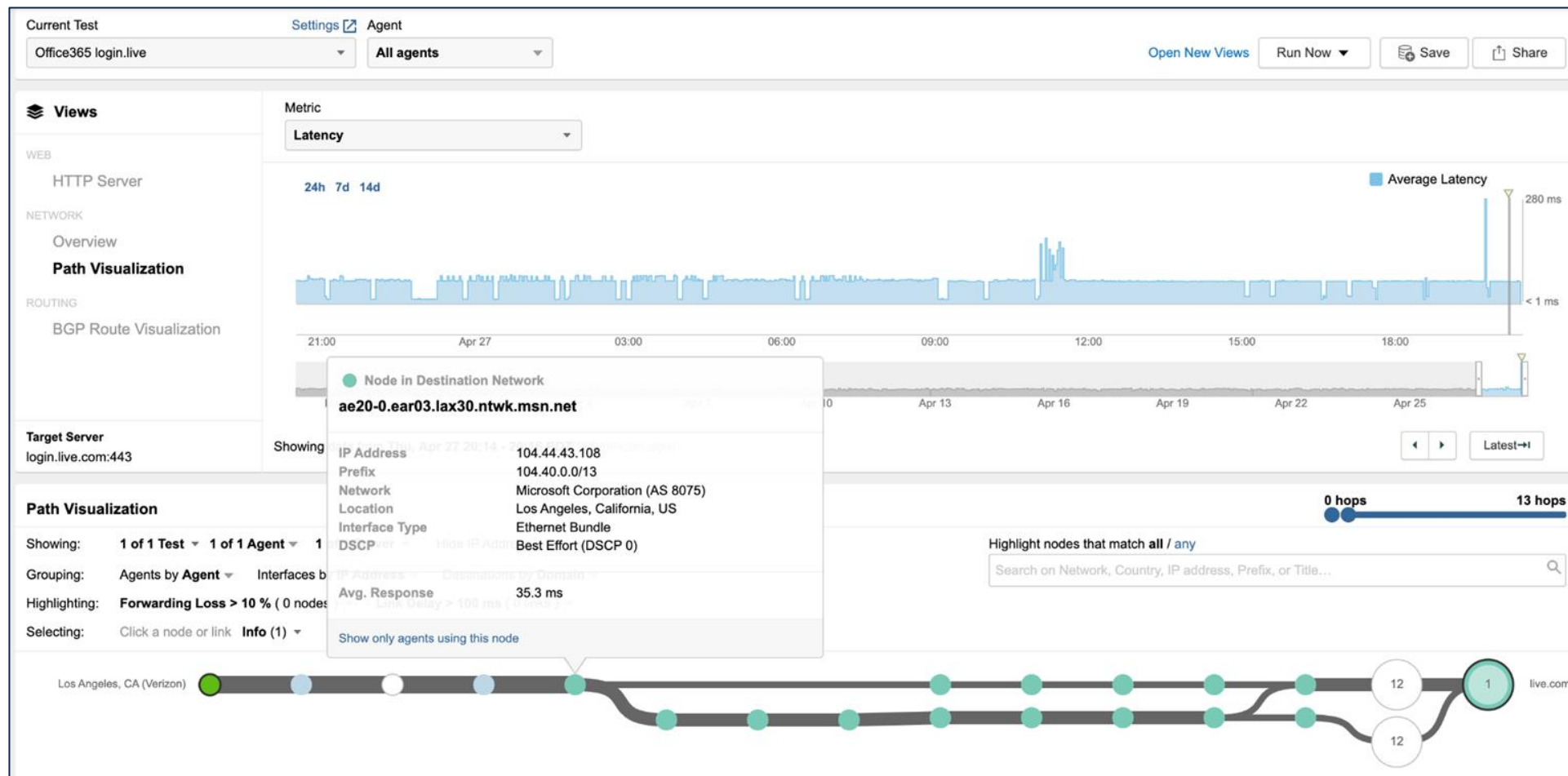
Select your existing networks to monitor. The more networks, the better the results.

Q Search by network name Network tags 138 networks

Network	Network tags
Meraki Chicago - Post Office CHG12	Office Chicago Branch
Meraki Chicago - Data Center	Office Chicago Branch
Meraki London - Post Office LON12	Office London Branch
Meraki London - Bishopsgate LON16	Office London Branch
Meraki London - Finsbury LON11	Office London Branch
Network name generic	Office California San Francisco
Network name generic	Office California San Francisco
Network name generic	Office California San Francisco
Network name generic	Office California San Francisco




Cancel All changes saved Back Next


SaaS Application Visibility



1:1 Ratio of MXs to Licenses

Choose the license that matches your needs

FEATURE HIGHLIGHTS	 SD-WAN Plus Sites with critical SaaS usage	 Adv Security Sites with public internet usage	 Enterprise Fully backhauled environment
	●	●	●
	●	●	●
	●	●	×
	●	●	×
	●	●	×
	●	○	×
	●	×	×
	●	×	×
	●	●	×



MG = Meraki Gateway

Cellular is now viable for **primary** connectivity

1G

2G

3G

4G

5G

1991

100 Kbps / 20 Kbps

2009

150 Mbps / 50 Mbps

1983

2 Kbps / 1 Kbps

2001

7 Mbps / 2 Mbps

2019

2 Gbps / 300 Mbps

MG51

cellular
gateway



MG51E

enhanced cellular
gateway



Cisco Meraki Cloud-Managed FWA

Robust, reliable, always-on

Designed for Primary WAN
Dual-carrier enabled
Dual downstream LANs
Mount anywhere
IP67 Rated





Fastest and simplest way to scale

2 Gbps up / 300 Mbps down
Indoor or outdoor use
Zero-touch provisioning
Powered by Cisco Meraki platform

MV Smart Camera's update



Indoor Portfolio

FLEXIBLE, LOW-COST	EASY INSTALLATION	360° FISHEYE	GENERAL PURPOSE
 <p>MV2 Wide FoV 1080P video No on-camera storage</p>	 <p>MV12 series Wide or narrow FoV 1080P video 128-256GB storage</p>	 <p>MV32 360° fisheye 8.4MP sensor 256GB storage</p>	 <p>MV22 series Varifocal lens Wide to narrow FoV Up to 4MP video 256-512GB storage</p>

Outdoor Portfolio

GENERAL PURPOSE	MORE DETAIL, LONGER STORAGE	LONG-RANGE, HIGH-DETAIL AND MORE STORAGE	HIGH RESOLUTION AND FLEXIBLE STORAGE	PANORAMIC AREA CAPTURE AND MORE STORAGE
 <p>MV72 36-112° FoV 1080P video 256GB storage</p>	 <p>MV72X 36-112° FoV 4MP video 512GB storage</p>	 <p>MV52 12-37° FoV 4K video 1TB storage</p>	 <p>MV63 series Fixed lens (102° FoV) Up to 4K video 256GB-1TB storage</p>	 <p>MV93 series 360° fisheye Up to 12.4MP sensor 256GB-1TB storage</p>

MV63 | Security in high definition

Extend visibility and safety with:

- 102° field of view wide-angle viewing
- Up to 4k video resolution for a high level of detail
- Night vision with IR illumination up to 20 m
- 256GB and 1TB storage options
- Outdoor capable with IP67 and IK10+ ratings

Power to protect what matters:

- Ideal for monitoring entrances and exits
- Variety of mounting accessories increases deployment flexibility



MV93 | See the bigger picture

Security that tells **the complete story**:

- 360° field of view with in-browser dewarp
- Up to 2880x2880 resolution for high-definition details
- Night vision with IR illumination up to 20 m
- Outdoor capable with IP67 and IK10+ ratings

See everything, around every corner:

- Ideal for monitoring parking lots and building corners
- Support for ceiling and wall installations
- Variety of mounting accessories increase deployment options



2-3x faster edge analytics



MV63, MV63X


Outdoor Mini Dome
4K, IK10+ IP67 rated





MV93, MV93X

Outdoor Fisheye
8.4MP, IK10+ IP67 rated

Mounting accessories



High resolution image quality




NEW MV Advanced Presence Sensing | Beta, April 2023

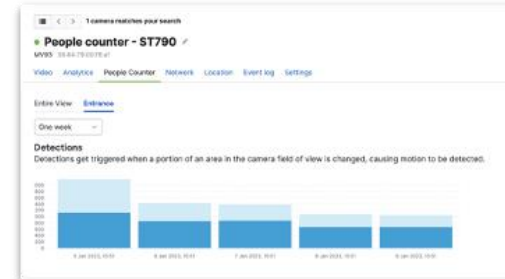
Line crossing configuration
for entry/exit analytics



Area configuration for
determining occupancy



Analytics dashboard for
presence detection trends

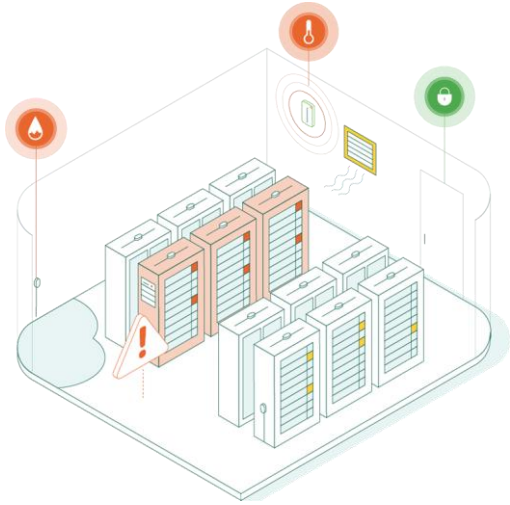


Advanced people counting
with MV93

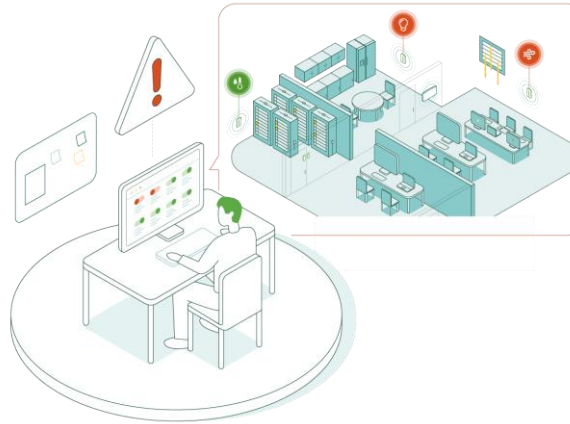


MT Update

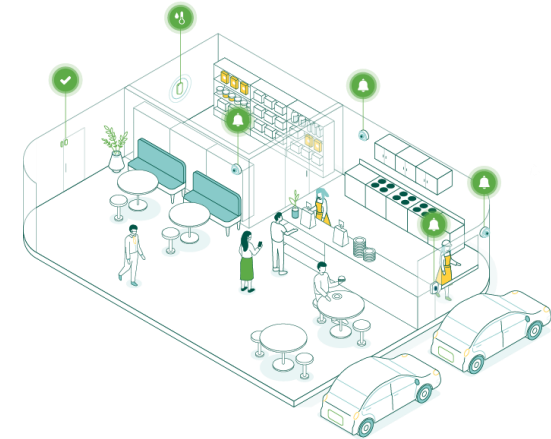
Three Paths to Smarter, More Efficient Operations



INFRASTRUCTURE MONITORING



ENERGY AND SUSTAINABILITY



INDOOR AIR QUALITY

Improve Focus, Increase Comfort



EDUCATION

Provide safe learning environments and detect and alert on potential vaping incidents.



HOSPITALITY

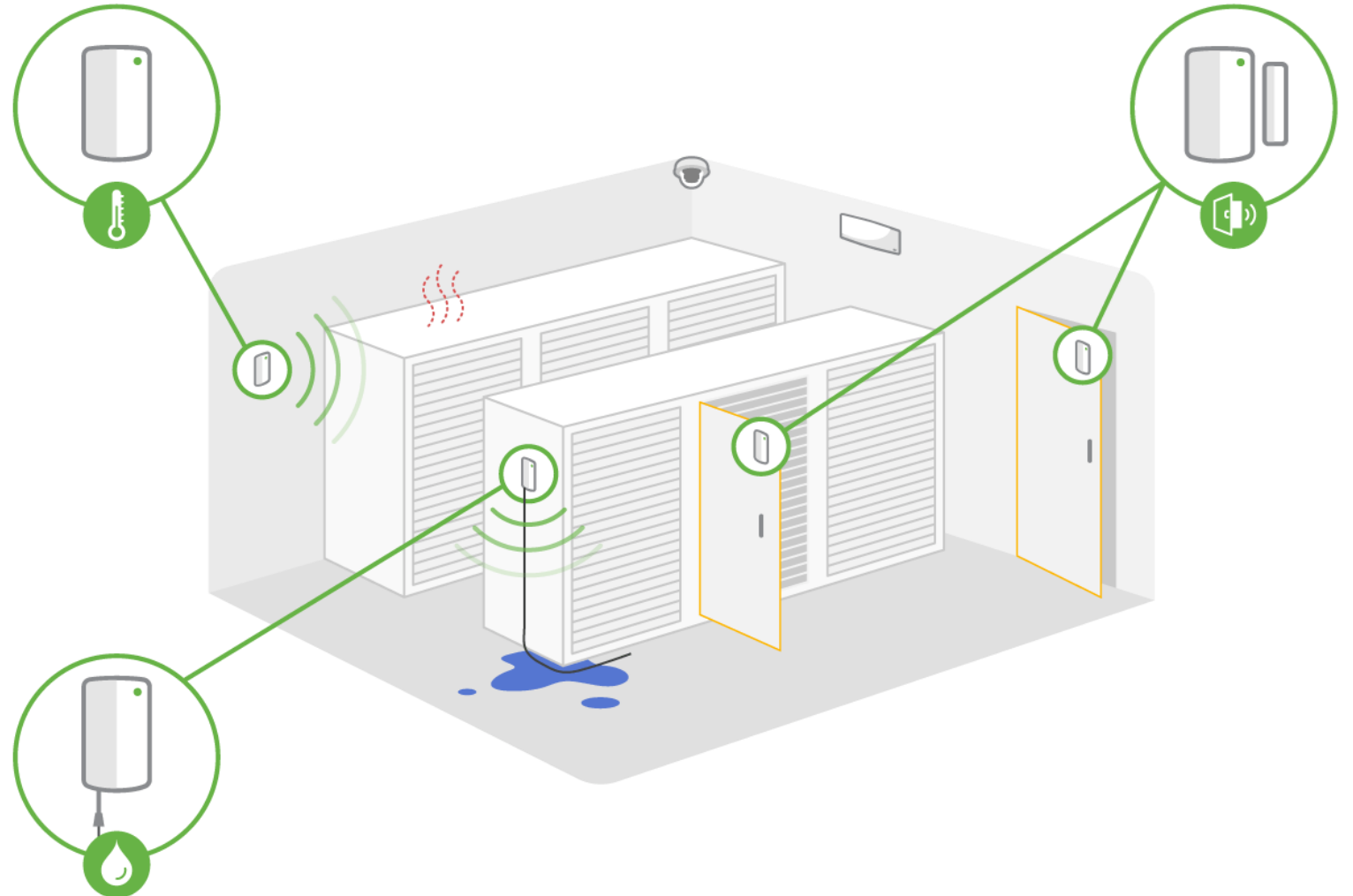
Prevent noise complaints and create smoke-free environments to make guests more comfortable.



OFFICE SPACES

Automate ventilation to help employees feel safe and comfortable when working in-office.

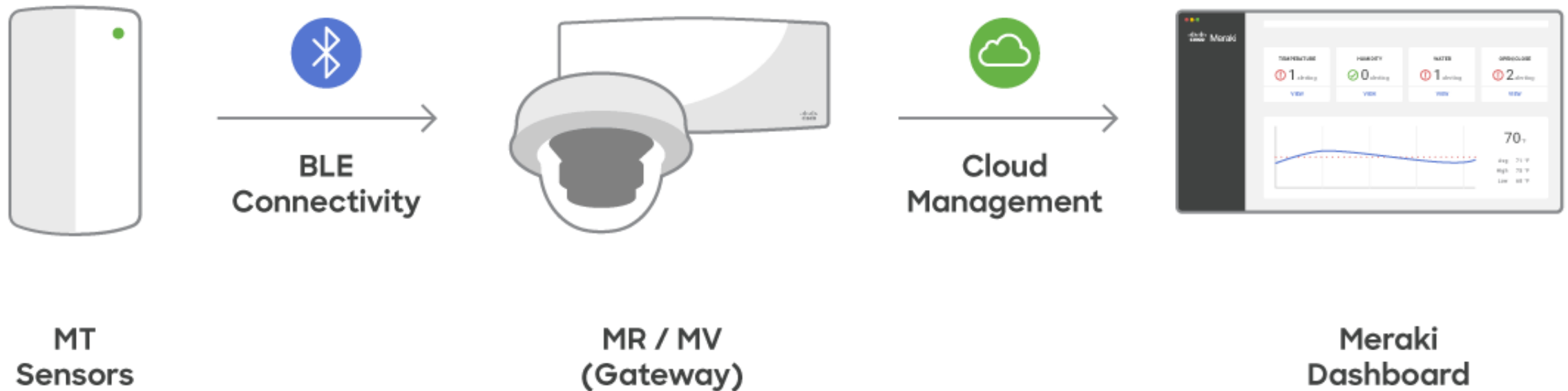
Protecting Business-Critical Infrastructure



Enabling Smart Spaces




An all-in-one solution



Powered by the **Cisco Meraki Platform**

Sensors for every business need



The Power of Remote Visibility

MT40 Smart Power Controller

Launching May 23, 2023!

Summary

- In-line, single-port, BLE power controller
- Monitors voltage, current, apparent power, real power, power factor, energy
- Rated to 250V, 12A, 3kW



Input: IEC C14 receptacle



Output: IEC C13 receptacle

Outcomes

- Alert on anomalous power readings
- Identify power outages
- Remotely reboots devices and controls power
- Monitors sustainability impact

Introducing the MT15

Indoor Air Quality and Carbon Dioxide Sensor

Measures indoor air quality (IAQ), including CO2, temperature, organic compounds, and particulate

Promotes visibly healthy environments with an external LED indicator

Quick, easy, tamper-resistant installation in any indoor space



NEW

List Price \$699

Orderability and FCS: October 17

Cisco Public



Global Sales Enablement Team

Dashboard feature updates

MV Smart Camera's update

- Netwide, Wireless

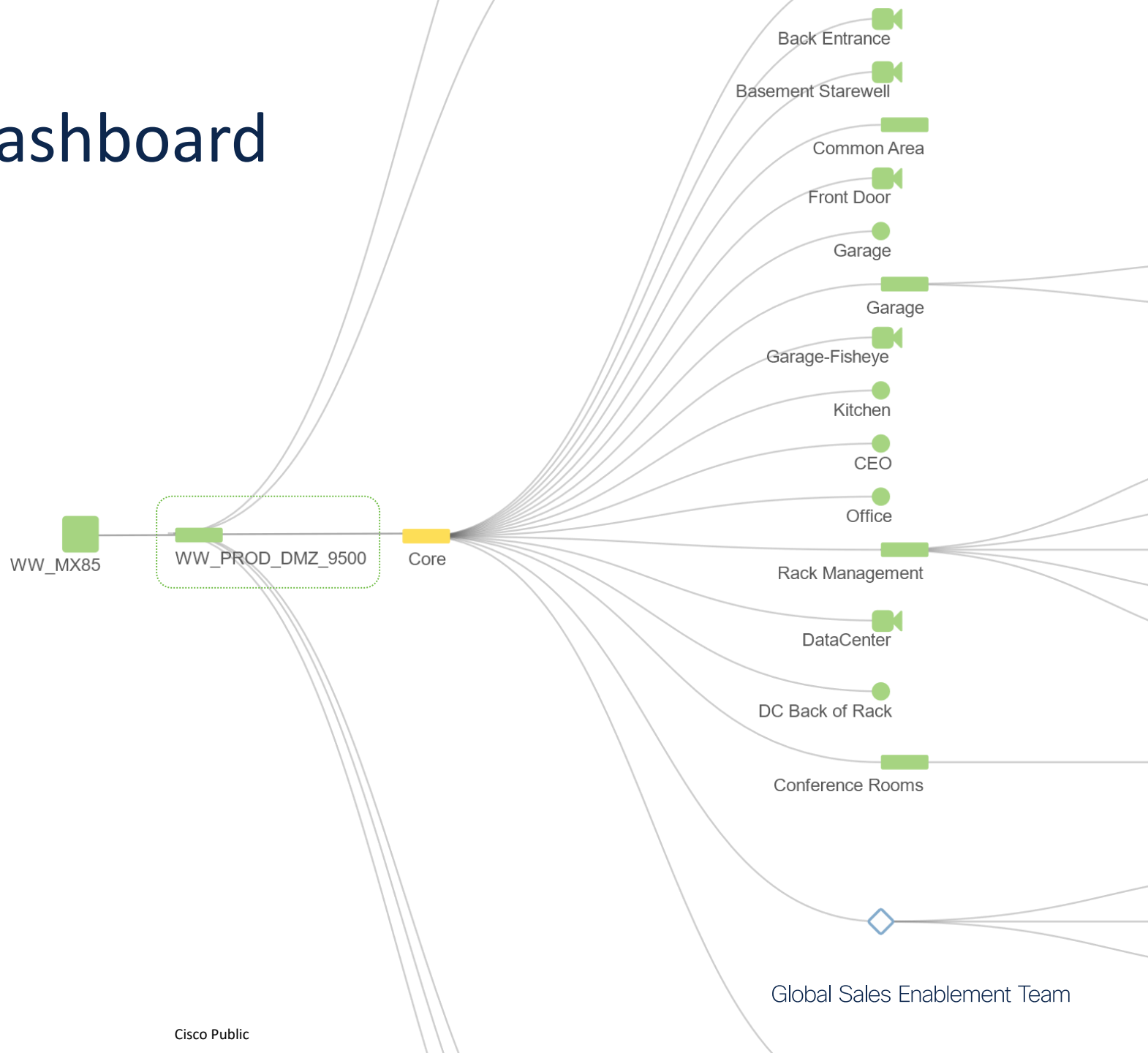


One Network, One Dashboard

Consolidated
Device Inventory

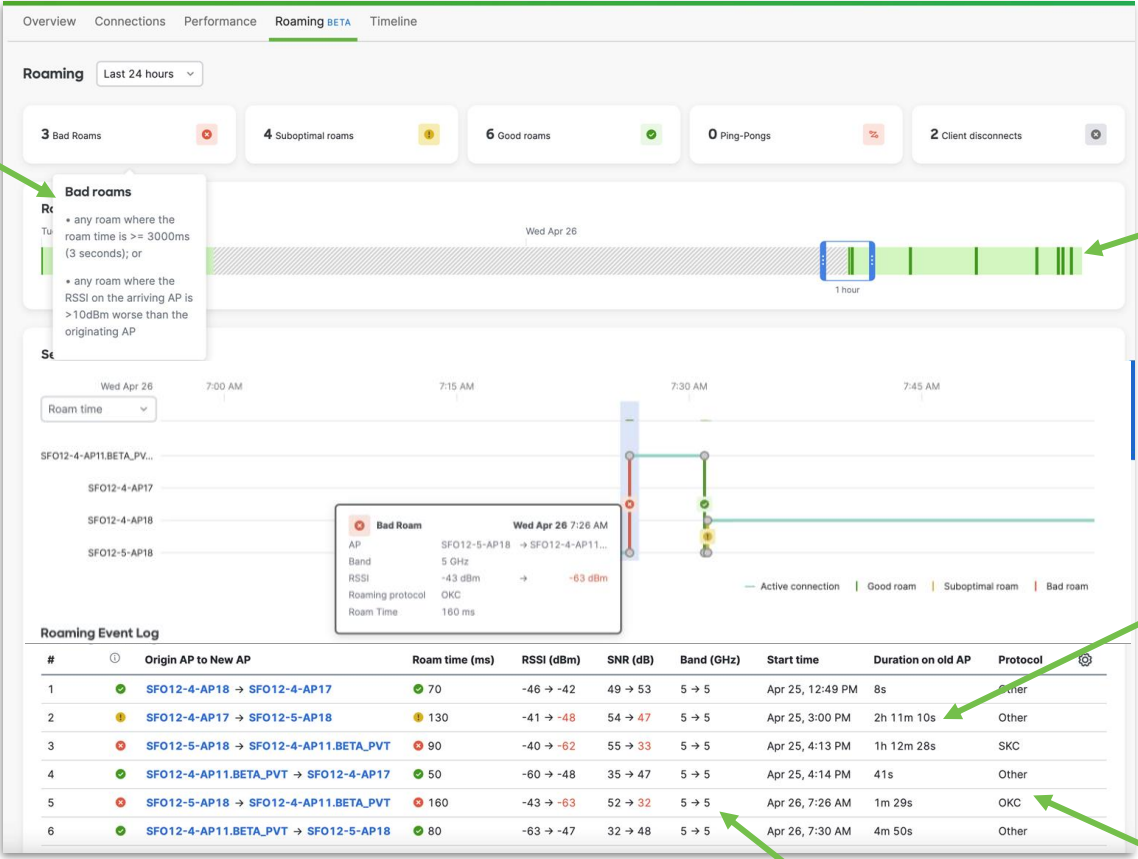
Centralized monitoring of
IOS and Meraki devices

Unified topology view



Contextual Client Roaming Analytics

Explainable, Quantifiable
Roaming Experience



Event-Driven
Network Time Travel

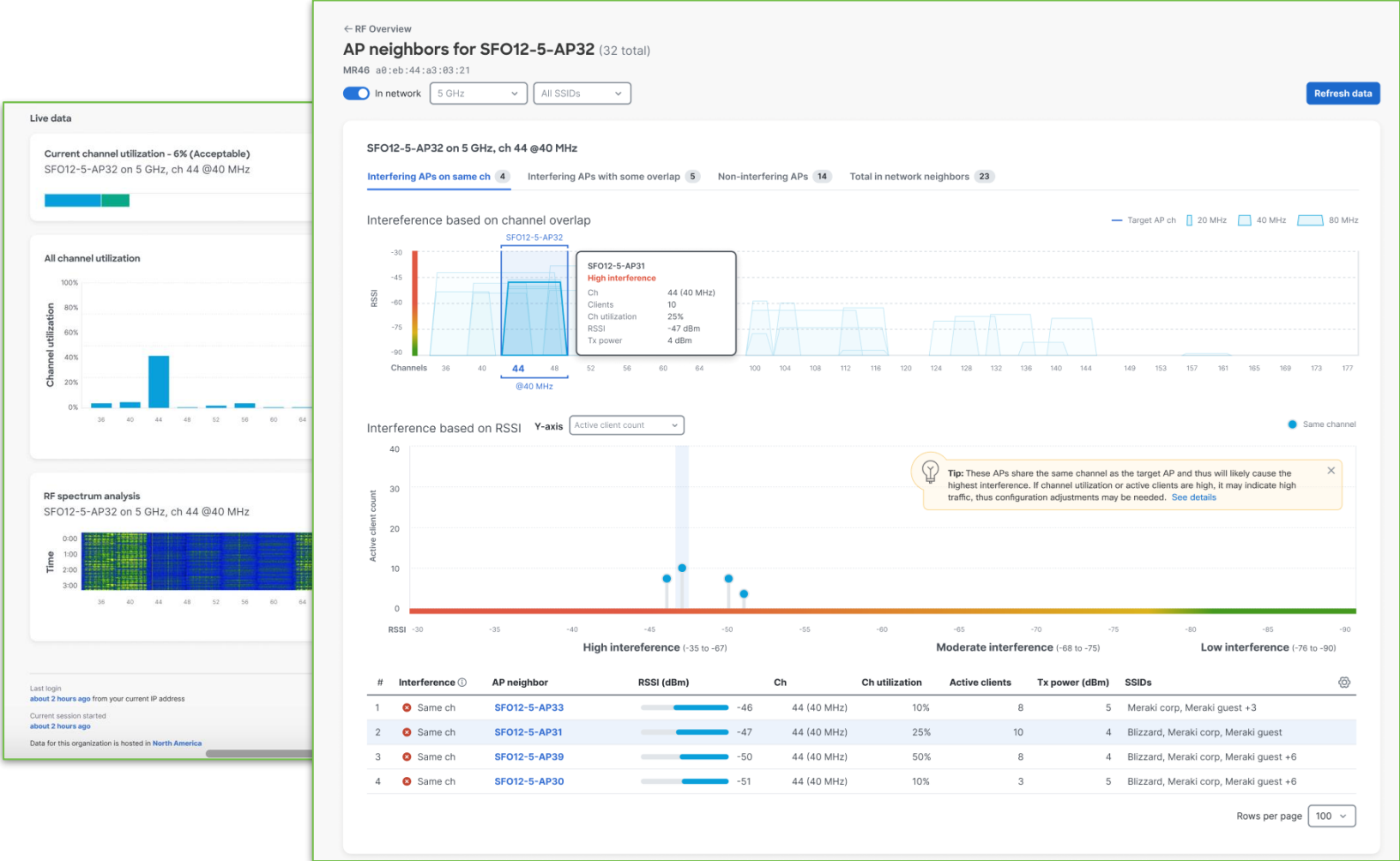
Session Time

Roaming Protocol Identification
OKC, SKC, 802.11r, Other

Inter-Band Roam

RF Visualization

Roadmap
H2 CY23



- Next-Generation AP RF Neighbor view
- Highlight the impact of Co-Channel Interferers
- Visualize Channel Overlapping with Ch. Width view
- Consolidate Single AP with Multiple SSIDs
- Continue real-time monitoring of RF Spectrum Analysis and current Ch. Utilization





The bridge to possible