Network Analysis Module

How Cisco IT Uses Analysis Module to Gather Information on Host, Network, and Application Traffic



A Cisco on Cisco Case Study: Inside Cisco IT

Overview

- Challenge

  Find a monitoring solution that will offer more than packet capture

- Solution

  Development of NAM

- Results

  NAM creates more visibility

- Next Steps

  Continue to develop NAM for further adoption

Challenge: Find a monitoring solution that will offer more than packet capture

- Communication problems between two different hosts are hard to identify
  - Administrators must watch packet traffic as it moves across particular network segments
- Monitoring network segments while looking at traffic or application performance is difficult
  - Remote Monitoring based packet capture analysis software creates logistical problems
- Time, hardware, and other resource constraints make tradition monitoring methods difficult
- Integrating monitoring across LANs and WANs
  - To provide real-time and historical monitoring
  - To manage performance and troubleshooting

Solution: Development of NAM

- Cisco Network Analysis Module (NAM):

  An integrated traffic monitoring service module that occupies only single slot in the Cisco Catalyst® 6500 Series Switch

  Gives full application layer visibility to network administrators, using a browser from any point on the network

  Provides both real-time and historical monitoring, including data and voice

  Can capture and decode packets, analyze trends, isolate network problems, and find application response delays with ease

  Using new VoIP and QoS, administrators can anlyze IP telephony sessions and validate QoS policies

NAM in Cisco IT Currently Monitoring Data Center Networks

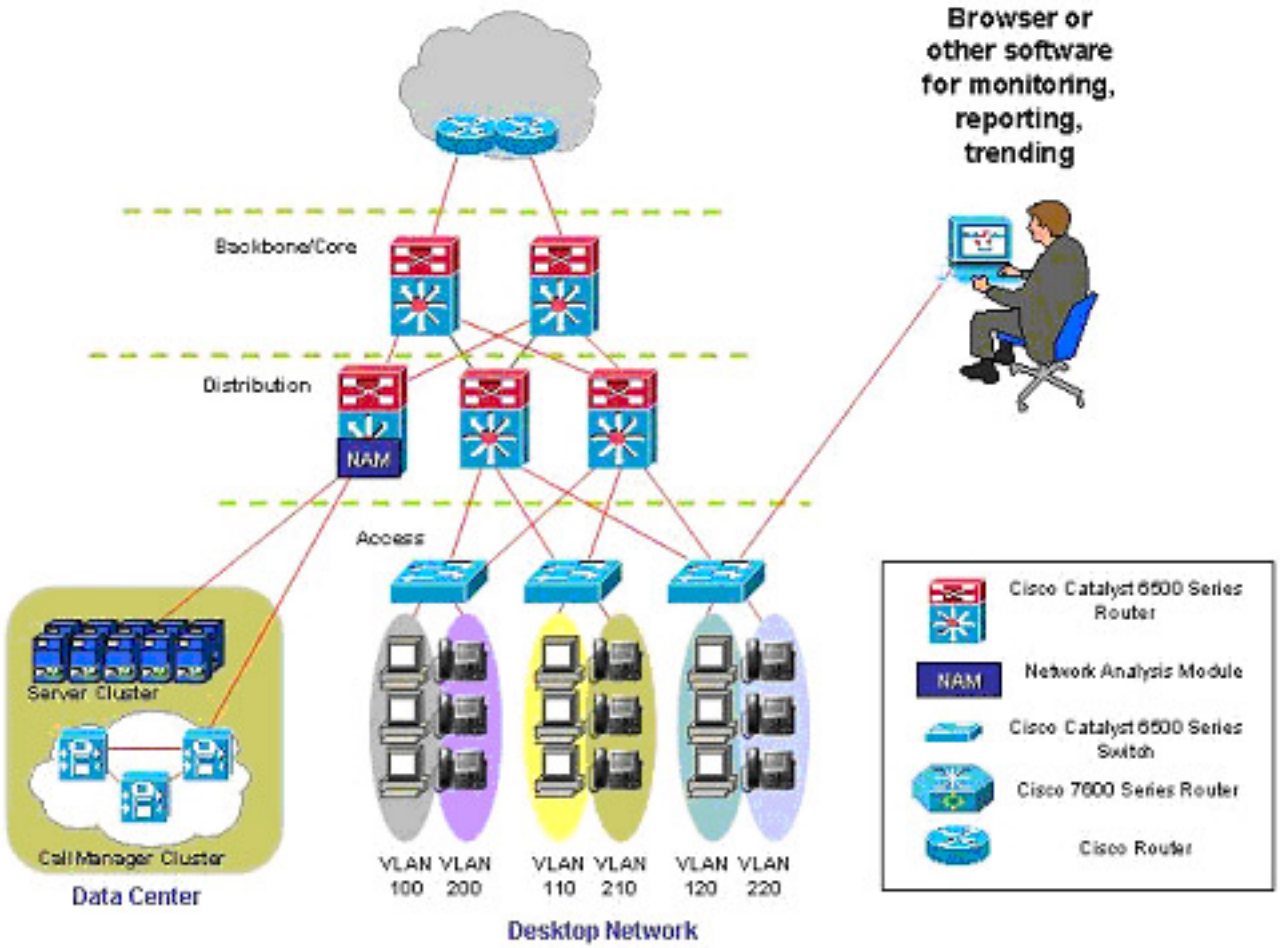

Results: NAM creates more visibility

- Administrators have far fewer problems in the request for packet captures

Examples of NAM Reports:

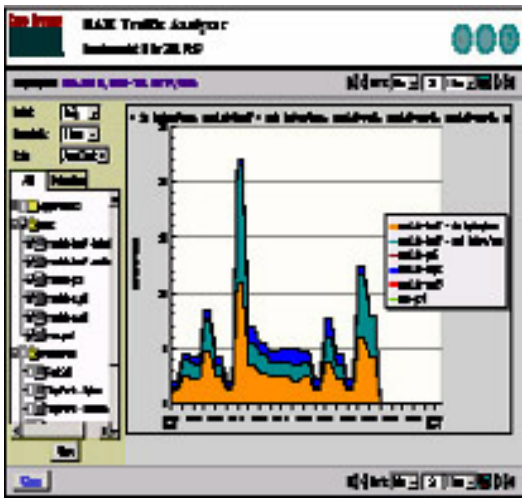

Historical Traffic Analysis

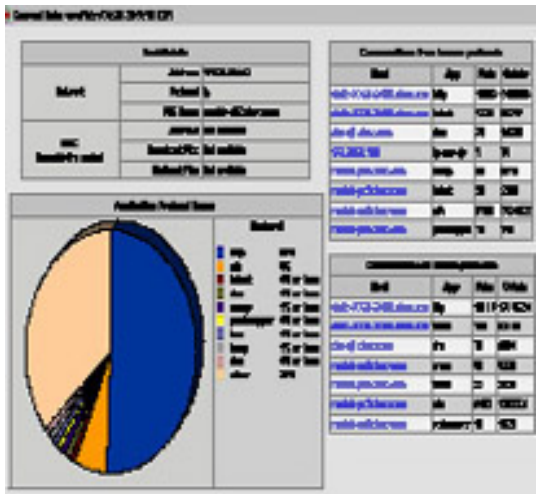

Application Monitoring By Host

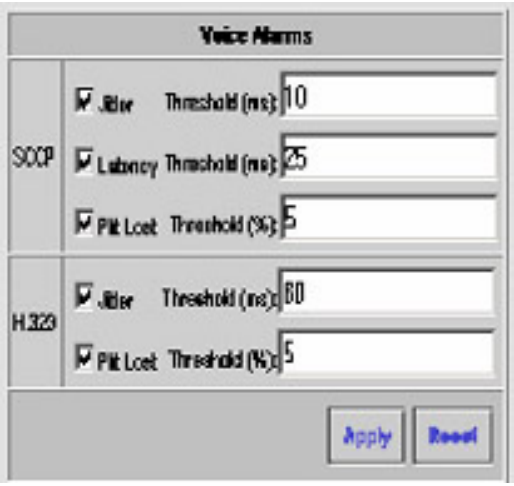

Alarm Thresholds

Next Steps: Continue to develop NAM for further adoption

- Develop a comprehensive, next-generation picture of the network to anticipate what it will be doing, and how it will be managed
- Install NAM in both Internet enviroments, Cisco CCO and Cisco.com
- Plan for worldwide adoption, starting with the Asia-Pacific region and Europe
- Use NAM data to help troubleshoot VoIP traffic
- Find Network management software to analyze data from various sources to gain a complete view of traffic across the network

Proposed Future NAM Architecture: Monitoring Data Centers, Internet Access and selected WAN links

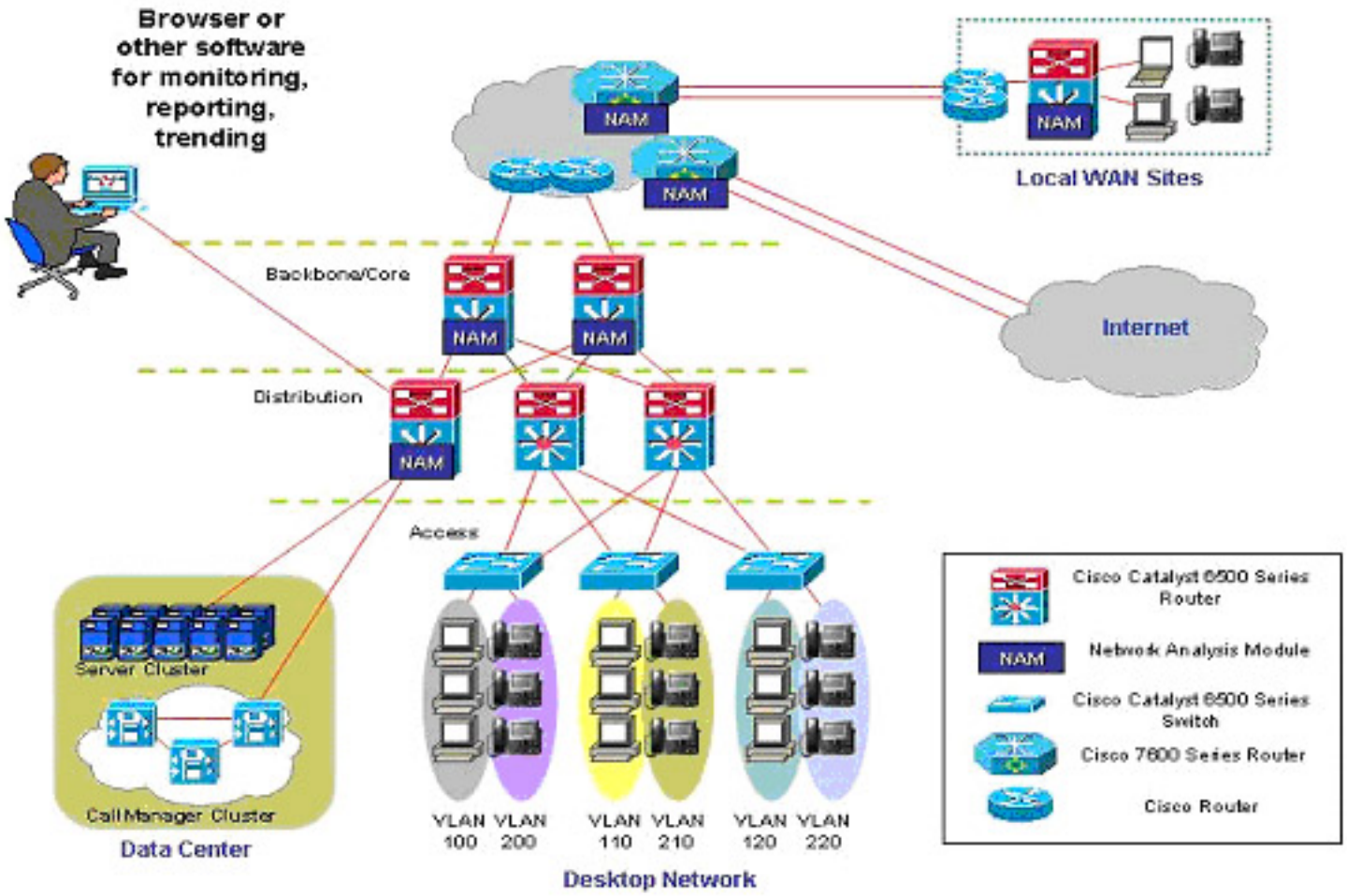

To read the entire case study, or for additional Cisco IT case studies on a variety of business solutions, visit Cisco on Cisco: Inside Cisco IT
www.cisco.com/go/ciscoit

Americas Headquarters
Cisco Systems, Inc.
170 West Tasman Drive
San Jose, CA 95134-1706
USA
www.cisco.com
Tel: 408 526-4000
800 553-NETS (6387)
Fax: 408 527-0883

Asia Pacific Headquarters
Cisco Systems, Inc.
168 Robinson Road
#28-01 Capital Tower
Singapore 068912
www.cisco.com
Tel: +65 6317 7777
Fax: +65 6317 7799

Europe Headquarters
Cisco Systems International BV
Haarlerbergpark
Haarlerbergweg 13-19
1101 CH Amsterdam
The Netherlands
www-europe.cisco.com
Tel: +31 0 800 020 0791
Fax: +31 0 20 357 1100

Cisco has more than 200 offices worldwide. Addresses, phone numbers, and fax numbers are listed on the Cisco Website at **www.cisco.com/go/offices.**