



Cisco Stealthwatch

Host Classifier Release Notes v2.0




Table of Contents


Introduction	3
Overview	3
Before You Begin	3
Host Groups	3
App compatibility with Stealthwatch	4
Resource usage	5
Failover	6
Backup	6
Install Host Classifier	7
App Compatibility Notice	7
Online Help	8
What's Been Fixed	8
Version 2.0.3	8
Version 2.0.4	9
Version 2.0.6	9
Contact Support	10

Introduction

This document provides general information as well as any associated improvements and bug fixes for Host Classifier v2.0.x. The latest version of Host Classifier is v2.0.6.

-  Host Classifier does not work with Stealthwatch systems in which the Stealthwatch Data Store (available in v7.3.0) has been deployed.

Overview


-  If an individual classifier's associated host group (unique ID) does not exist in Stealthwatch, that classifier does not function.

Host Classifier helps you to categorize your hosts into logical groups by observing traffic and providing suggested host group matches for specific queries. You can then confirm, exclude, or ignore any suggestion(s). If you click **Exclude Selected**, then for the next 30 days Stealthwatch does not include this host in future suggestions for the host group you selected in the Classification Searches navigation pane. After 30 days has passed, this host may be suggested again in future queries for reevaluation.

Host Classifier monitors all your domains, but your web view is defined by the domain for which you are reviewing. You can configure individual classification types separately for each domain.

Before You Begin

Before you install Host Classifier, please read this section.

-  Host Classifier is subject to export control laws and regulations. By downloading Host Classifier, you agree that you will not knowingly, without prior written authorization from the competent government authorities, export or re-export (directly or indirectly) Host Classifier to any prohibited destination, end user, or for any end use.

Host Groups

Each classifier requires its default "by function" host group to exist in order for the classifier to return suggestions. The name of each default host group corresponds to the name of the classifier with the exception of the Exchange Server classifier, whose default host group is named *Mail Servers*.

App compatibility with Stealthwatch

When you update Stealthwatch, the app that is currently installed is retained; however, the app may not be compatible with the new Stealthwatch version. Refer to the [Stealthwatch Apps Version Compatibility Matrix](#) to determine which app version is supported by a particular version of Stealthwatch.

You can have only one version of an app installed on SMC. Use the App Manager page to manage your installed apps. From this page you can install, update, uninstall, or view the status of an app. Refer to the following table to learn about the possible app statuses.

Since it is possible that a newer version of an app exists and is not listed in App Manager, always check to see if a newer version is available in [Cisco Software Central](#).



When you are updating to a later version of an app, simply install the newer version over the existing version. You do not need to uninstall your existing app. If you uninstall Host Classifier, all files associated with it, including temporary files, are removed.

Status	Definition	Action to Take
UpToDate	Your installed app is the most current version.	No action is required.
UpdateAvailable	You have upgraded to a new version of Stealthwatch. Your existing app is supported by this version of Stealthwatch, but a new version of this app is available.	If you desire, go to Cisco Software Central to download and install the latest version (this replaces your existing version).
UpgradeRequired	You have upgraded to a new version of Stealthwatch, and your existing app is not supported by the Stealthwatch version you	To continue using this app, go to Cisco Software Central to download and install the latest version (this replaces your existing version).

Status	Definition	Action to Take
	are now using.	
AppNotSupported	You have upgraded to a new version of Stealthwatch. This app may no longer be supported by the version of Stealthwatch you are now using. It could be that this app has been deprecated or a newer version of this app has not yet been released.	Go to Cisco Software Central to see if a new version has been released.
Error	The installation, upgrade, or removal process for the associated app has not successfully completed.	Contact Cisco Stealthwatch Support (see the last section in this document for support contact information). A partial installation, upgrade, or removal of this app may have occurred. If so, this must be corrected.

Resource usage

Host Classifier

- supports multiple Flow Collectors and domains
- requires the following amount of disk space:
 - /lancope - 50 MB
 - /lancope/var - 10 MB (Keep in mind that this disk space volume is a starting point, and consumption grows as your system accumulates more data.)

To find the disk usage statistics for an appliance, complete the following steps.

1. In the SMC Web App, click the Global Settings icon, and choose **Central Management** from the drop-down menu.
2. Click the **Appliance Manager** tab.
3. Click the **Actions** menu for the appliance and choose **View Appliance Statistics** from the context menu.
4. If prompted, log in to the Appliance Administration interface.
5. Scroll down to the Disk Usage section.

Failover

Upon installation, an app is installed on both the primary and secondary SMCs; however, the app works only on the primary SMC. If the secondary SMC becomes the primary SMC, the app functions on the new primary SMC as if it had been newly installed. No historical data is retained, since no app-related data is transferred between the failover pair. If the original primary SMC once again becomes the primary SMC, functionality is restored on this original primary SMC. It retains only the historical data it contained before it became the secondary SMC.

- If the apps or app versions on your Primary and Secondary Stealthwatch Management Consoles do not match, the apps may not function properly. When there is a mismatch, a message appears prompting you to sync your apps or app versions.

Backup

Refer to the following table to know if Host Classifier data and configuration settings can be backed up.

If I perform this type of backup...	Will the associated data be backed up?
Configuration	<ul style="list-style-type: none"> • Installation is not backed up. • Any host group modifications made using Stealthwatch are backed up, whether or not the change was made through Host Classifier. • No app-specific configuration is backed up.
Database	<ul style="list-style-type: none"> • All suggestions, confirmations, and

If I perform this type of backup...	Will the associated data be backed up?
	<p>exclusions are backed up.</p> <ul style="list-style-type: none"> • Classifier-specific configuration is backed up (e.g., on/off, auto or manual).

Install Host Classifier

To install Host Classifier, access Central Management and click the App Manager tab. The Stealthwatch Management Console (SMC) begins to run immediately after you install Host Classifier. It takes some time for any results to be displayed. After the results are displayed, Host Classifier begins to query each classifier every six hours, one at a time, with each start time staggered by 10 minutes. To stop the queries, simply change the Enabled status of each classifier from *ON* to *OFF*, or uninstall the app.

- If the available disk space in Stealthwatch is between 100–300 MB, a message appears informing you how much remaining disk space Stealthwatch has. In this situation, it is possible that the Host Classifier app may require more disk space than is available. See [Resource usage](#) in this document to verify how much disk space is required for the Host Classifier app.
- If Stealthwatch has less than 100 MB of disk space, you cannot install this app.

App Compatibility Notice

Stealthwatch apps were introduced in v7.0.0 of Cisco Stealthwatch.

Stealthwatch apps are similar in concept to the apps you install on a smartphone. They are optional independently releasable features that enhance and extend the capabilities of Cisco Stealthwatch. You can install, update, and remove Stealthwatch apps using App Manager, which you can access in the SMC Web App under the Central Management menu option.

The release schedule for Stealthwatch apps is independent from the normal Stealthwatch upgrade process. Consequently, we can update Stealthwatch apps as needed without having to link them with a core Stealthwatch release.

To simplify the Stealthwatch customer experience, only one version of a Stealthwatch app is available to install at any point in time (similar to the app store model). Although we strive for maximum app compatibility, not all versions of an app are compatible with all versions of Stealthwatch. To learn which app version is supported by a particular version of Stealthwatch, see the [Stealthwatch Apps Version Compatibility Matrix](#).


Some apps may require you to upgrade to the latest version of Cisco Stealthwatch. In addition, when you upgrade your Stealthwatch system, you may need to upgrade some or all of the apps.

Cisco reserves the right to discontinue a Stealthwatch app at any time. There may be many reasons for doing so, including but not limited to the following:

1. The equivalent capabilities provided by the app are now provided elsewhere, either via a new version of the app, a new app, or via a feature in Stealthwatch.
2. The capabilities provided by the app are no longer considered relevant or useful to our customer base.

If the decision is made to discontinue a Stealthwatch app, advance notice is provided at least sixty days prior to the discontinuation date. Although Stealthwatch apps are currently included with your Cisco Stealthwatch license, Cisco reserves the right to charge license fees for certain Stealthwatch apps in the future.

Online Help

To access the online help for this app, click the  (**Help**) icon located in the upper right corner of the page.

What's Been Fixed

This section summarizes fixes made in this release. The Stealthwatch story number is provided for reference.

Version 2.0.3

Defect	Description
SWAPP-1	<p>After clicking on one of the tabs at the top of the page, the page did not quickly refresh.</p> <p>Now when you click on one of the tabs at the top of the page, the page quickly refreshes.</p>

Version 2.0.4

Defect	Description
SWAPP-362	We have updated the Vertica driver to v9.3.
SWONE-3671	We have increased the cluster security by upgrading to Cisco standard keystores for inbound TLS clients.
SWONE-9534	We have updated the help files by incorporating Cisco standards for inclusivity and making formatting changes.

Version 2.0.6

Defect	Description
SWAPP-399	Apache HttpClient versions prior to version 4.5.13 and 5.0.3 could misinterpret malformed authority component in request URIs passed to the library as java.net.URI object and pick the wrong target host for request execution. This issue has been fixed.
SWAPP-401	FasterXML Jackson Databind now properly secures entity expansion and does not show any vulnerabilities.
SWAPP-431	SMC Host Name/URL is no longer sent to Google Analytics.
SWONE-10331	We have enabled CSRF token protection to prevent CSRF vulnerabilities for Stealthwatch v7.3.2 and later.
SWONE-12665	We have incorporated the new docker base images that contain the new crypto ciscossl version into Host Classifier.
SWONE-13432	We now use only approved cryptographic primitives and parameters for TLS client cipher suites during inter-appliance communication.

Contact Support

If you need technical support, please do one of the following:

Call

- Your local Cisco Partner
- Cisco Stealthwatch Support
 - (U.S.) 1-800-553-2447
 - Worldwide support number:
<https://www.cisco.com/c/en/us/support/web/tsd-cisco-worldwide-contacts.html>

Open a case

- By web: <http://www.cisco.com/c/en/us/support/index.html>
- By email: tac@cisco.com

Copyright Information

Cisco and the Cisco logo are trademarks or registered trademarks of Cisco and/or its affiliates in the U.S. and other countries. To view a list of Cisco trademarks, go to this URL: <https://www.cisco.com/go/trademarks>. Third-party trademarks mentioned are the property of their respective owners. The use of the word partner does not imply a partnership relationship between Cisco and any other company. (1721R)

