


FlexPod

\$3B Milestone Announcement

Revenue Growth

\$3B



in shared revenue since its inception in 2010 with a \$2B annual run rate, making FlexPod one of the fastest growing solutions in Cisco and NetApp history.



Over 70% year-over-year growth in FlexPod units shipped


Customer Growth

2014



4,200

2013



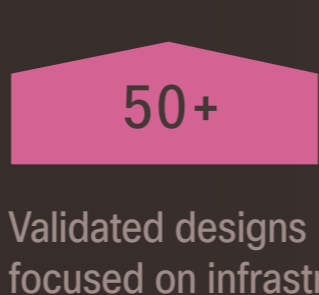
2,300

Global Growth


Asia Pacific and Europe are the fastest growing regions. Asia has more than doubled revenue, lead by Japan and China. Europe doubled customers, lead by Germany, France and Spain. Traditional foothold in North America is still the largest market, witnessing strong growth in enterprise market in U.S.



Available in over 100 countries, up from 70 last year



Validated designs focused on infrastructure and applications

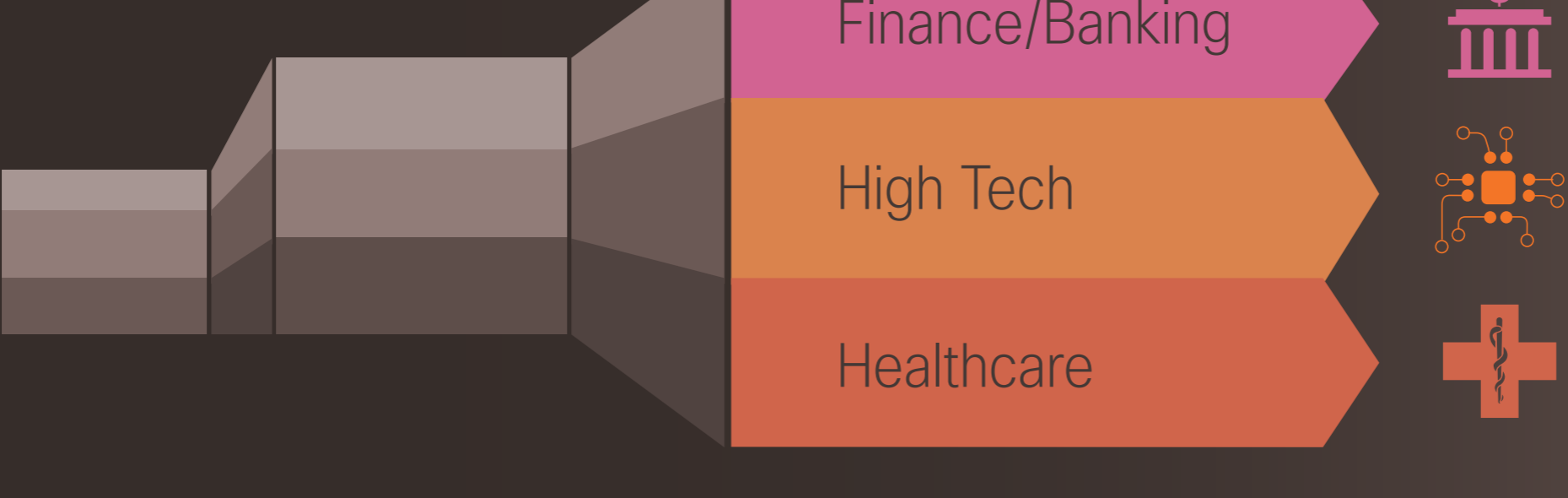


Sold and supported by a network of 1,000 FlexPod channel partners, with 110 FlexPod Premium partners (up from 42 in FY13)

* North America still the largest market

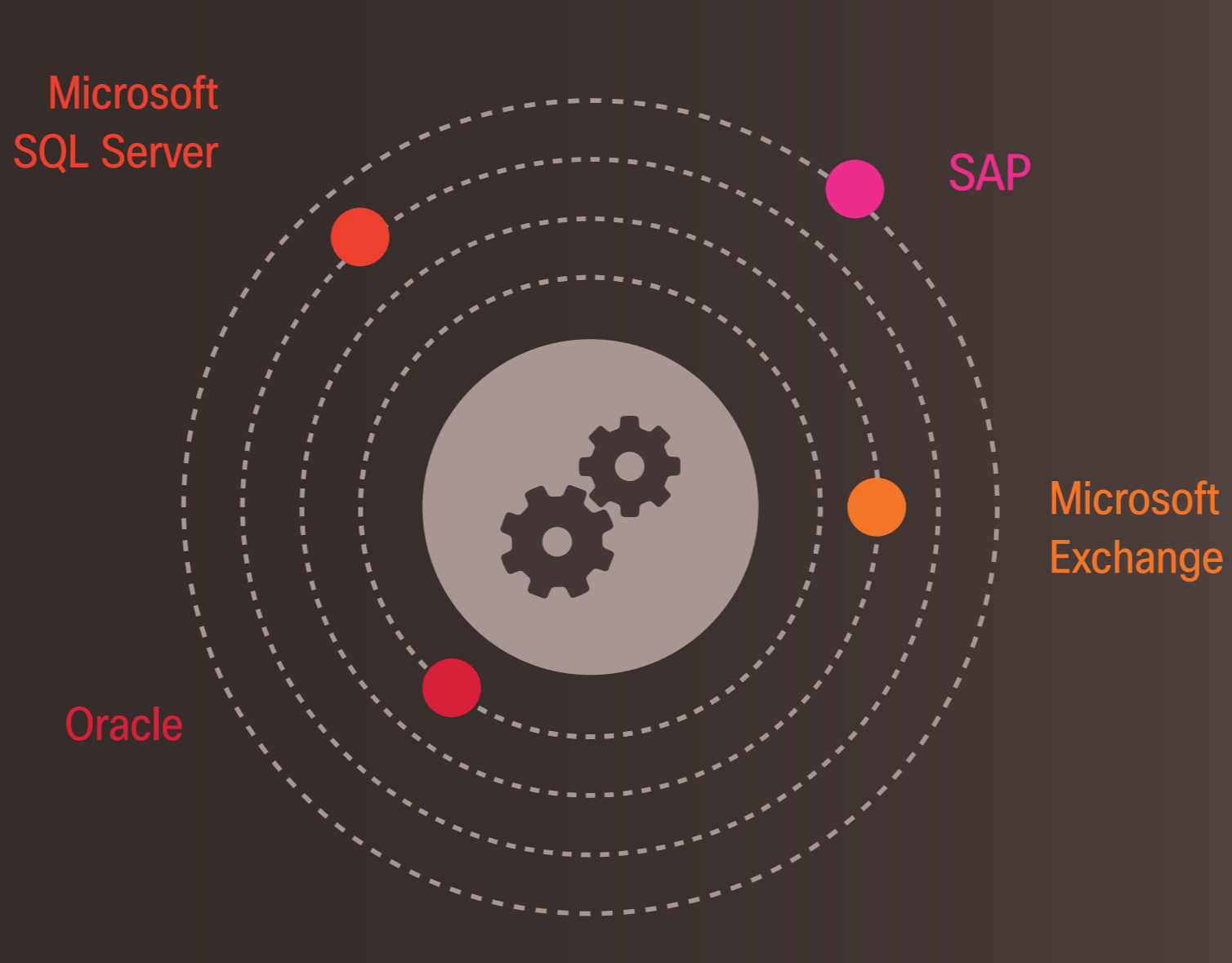
Markets

Fastest Growing Vertical Markets



Application Workloads

The most popular application workloads are Microsoft SQL Server, Oracle, Microsoft Exchange and SAP (SAP is the fastest growing)



Systems Market Growth

Gartner estimates that the integrated systems market will grow at a compound annual growth rate (CAGR) of 56.3 percent between 2012 and 2016.

